



**HAL**  
open science

## Indian Ocean Dipole influence on Indian summer monsoon and ENSO: A review

Annalisa Cherchi, Pascal Terray, Satyaban B. Ratna, Syam Sankar, K. P. Sooraj, Swadhin Behera

► **To cite this version:**

Annalisa Cherchi, Pascal Terray, Satyaban B. Ratna, Syam Sankar, K. P. Sooraj, et al.. Indian Ocean Dipole influence on Indian summer monsoon and ENSO: A review. Jasti Chowdary; Anant Parekh; C. Gnanaseelan. Indian summer monsoon variability: El Nino teleconnections and beyond, Elsevier, pp.157-182, 2021, 978-0-12-822402-1. 10.1016/B978-0-12-822402-1.00011-9 . hal-03859383

**HAL Id: hal-03859383**

**<https://hal.science/hal-03859383>**

Submitted on 18 Nov 2022

**HAL** is a multi-disciplinary open access archive for the deposit and dissemination of scientific research documents, whether they are published or not. The documents may come from teaching and research institutions in France or abroad, or from public or private research centers.

L'archive ouverte pluridisciplinaire **HAL**, est destinée au dépôt et à la diffusion de documents scientifiques de niveau recherche, publiés ou non, émanant des établissements d'enseignement et de recherche français ou étrangers, des laboratoires publics ou privés.

1 **Chapter -8**

2  
3 **Indian Ocean Dipole influence on Indian summer monsoon**  
4 **and ENSO: A review**

5 Annalisa Cherchi<sup>1</sup>, Pascal Terray<sup>2</sup>, Satyaban B. Ratna<sup>3</sup>, Syam Sankar<sup>4</sup>, Sooraj KP<sup>5</sup>, Swadhin  
6 Behera<sup>6</sup>

7 <sup>1</sup>Institute of Atmospheric Sciences and Climate (ISAC-CNR), Bologna, Italy

8 <sup>2</sup>LOCEAN/IPSL, Sorbonne Universités (UPMC, Univ Paris 06)-CNRS-IRD-MNHN, Paris,  
9 France

10 <sup>3</sup>Climatic Research Unit, School of Environmental Sciences, University of East Anglia, Norwich,  
11 NR4 7TJ, United Kingdom

12 <sup>4</sup>Advanced Centre for Atmospheric Radar Research (ACARR), Cochin University of Science and  
13 Technology, Kochi, India

14 <sup>5</sup>Centre for Climate Change Research, Indian Institute of Tropical Meteorology, Ministry  
15 of Earth Sciences (IITM-MoES), Pune 411008, India

16 <sup>6</sup>Application Laboratory, Research Institute for Value-Added-Information Generation, Japan  
17 Agency for Marine-Earth Science and Technology, Yokohama, Japan

18 Corresponding author:

19 Annalisa Cherchi (ISAC-CNR)

20 E-mail: a.cherchi@isac.cnr.it

22

### **Abstract**

23 The Indian Ocean Dipole (IOD) is one of the dominant modes of variability of the tropical  
24 Indian Ocean and it has been suggested to have a crucial role in the teleconnection between  
25 the Indian summer monsoon and El Niño Southern Oscillation (ENSO). The main ideas at  
26 the base of the influence of the IOD on the ENSO-monsoon teleconnection include the  
27 possibility that it may strengthen summer rainfall over India, as well as the opposite, and also  
28 that it may produce a remote forcing on ENSO itself. In the future, the IOD is projected to  
29 increase in frequency and amplitude with mean conditions mimicking the characteristics of  
30 its positive phase. Still, state-of-the-art global climate models have large biases in  
31 representing mean state and variability of both IOD and ISM, with potential consequences  
32 for their future projections. However, the characteristics of the IOD and ENSO are likely to  
33 continue in a future warmer world, with a persistence of their linkage.

34

35 **Keywords:** Indian Ocean Dipole, Indian summer monsoon rainfall, ENSO, remote forcing,  
36 air-sea coupling, coupled climate models, biases, projections

37

## 38 **8.1 Introduction**

39 The Indian summer monsoon (ISM) is one of the main components of the South Asian  
40 summer monsoon, representing the largest source of moisture and precipitation over the  
41 tropical sector (Webster et al., 1998). The ISM is highly variable and its variability is partly  
42 modulated by external factors, the El Niño Southern Oscillation (ENSO) being one of the  
43 most important. The remote connection between ENSO and ISM is known since the  
44 beginning of the nineteenth century and it has been largely investigated in the past (Walker,  
45 1924; Sikka, 1980; Rasmusson and Carpenter, 1983; Kirtman and Shukla, 2000, among  
46 others). Schematically, during warm ENSO episodes the rising limb of the Walker circulation  
47 over West Pacific shifts eastward in response to a warming of the eastern Pacific, causing  
48 descent of air to the west of it and aiding decreased monsoon rainfall over India (Goswami,  
49 1998; Lau and Wang, 2006). It has been natural also to explore the possible influence of the  
50 neighboring Indian Ocean on the ISM variability, with many studies pointing out significant  
51 connections (Rao and Goswami, 1988; Ashok et al., 2001, 2004; Gadgil et al., 2004, 2005,  
52 2007; Krishnan et al., 2003; Terray et al., 2005, 2007; Cherchi et al., 2007; Izumo et al.,  
53 2008; Boschat et al., 2011, 2012; Cherchi and Navarra, 2013; Shukla and Huang, 2016,  
54 among many others).

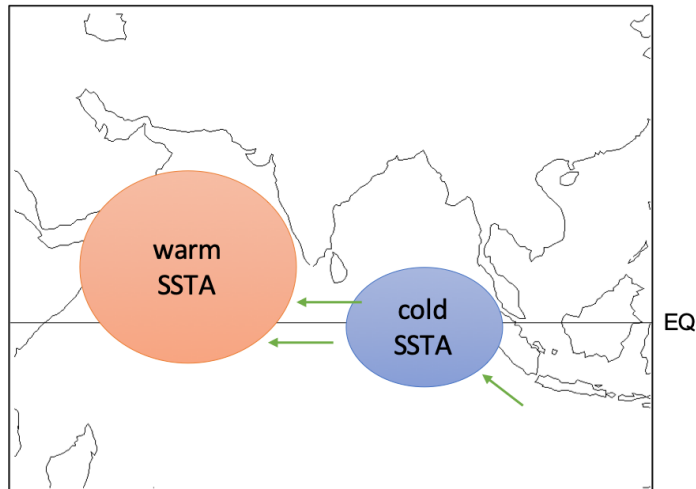
55 The Indian Ocean Dipole (IOD) was discovered at the end of the 90s (Saji et al.,  
56 1999; Webster et al., 1999) and it is recognized as one of the dominant modes of variability  
57 of the tropical Indian Ocean Sea Surface Temperature (SST). Toward the end of the 20th  
58 century, weakening in the strength of the ENSO-monsoon relationship have been  
59 documented (Kumar et al., 1999; Kinter et al., 2002) and, since its discovery, the IOD has  
60 been identified as one potential element that modulates the ENSO-monsoon connection  
61 (Ashok et al., 2001; Li et al., 2003). Contrasting literature about its active or passive role has

62 been produced since then and the debate is still open (Ashok et al., 2001; Li et al., 2003;  
63 Meehl et al., 2003; Ashok et al., 2004; Wu and Kirtman, 2004; Cherchi et al., 2007; Krishnan  
64 et al., 2011; Cherchi and Navarra, 2013; Krishnaswamy et al., 2015; Chowdary et al., 2015;  
65 Srivastava et al., 2019, to mention a few).

66 This chapter intends to provide an updated review on the current understanding about  
67 the influence of the IOD on the ISM and its teleconnection with ENSO. In particular, the  
68 chapter is organized as follows: Section 8.2 is dedicated to the description of the IOD, while  
69 Section 8.3 is focused on the processes at work in IOD influencing the monsoon and its  
70 relationship with ENSO, also from a modelling point of view. Section 8.4 reviews the  
71 literature about past evidence, present case studies and future projections about the topic, and  
72 Section 8.5 is dedicated to the discussion of the results reviewed, highlighting some of the  
73 associated challenges and related future perspectives. Finally, Section 8.6 collects the main  
74 conclusion derived from the review.

## 75 **8.2 Some salient features of the Indian Ocean Dipole**

76 The IOD is characterized by a zonal dipole in the tropical Indian Ocean with positive SST  
77 anomalies in the western equatorial Indian Ocean (50°-70°E, 10°S-10°N) and negative SST  
78 anomalies toward Sumatra (90°-110°E, 10°S-EQ) in its positive phase (Fig. 8-1; Saji et al.,  
79 1999). The formation of the IOD relies on the Bjerknes feedback, requiring background  
80 surface easterlies and thermocline shallowing in the eastern part along the Equator (Fig. 8-1;  
81 Schott et al., 2009). These conditions set in boreal spring and persist until autumn, explaining  
82 the IOD development in boreal summer, its peak toward autumn and its rapid termination  
83 before winter, because of the monsoon wind swing (Schott et al., 2009).



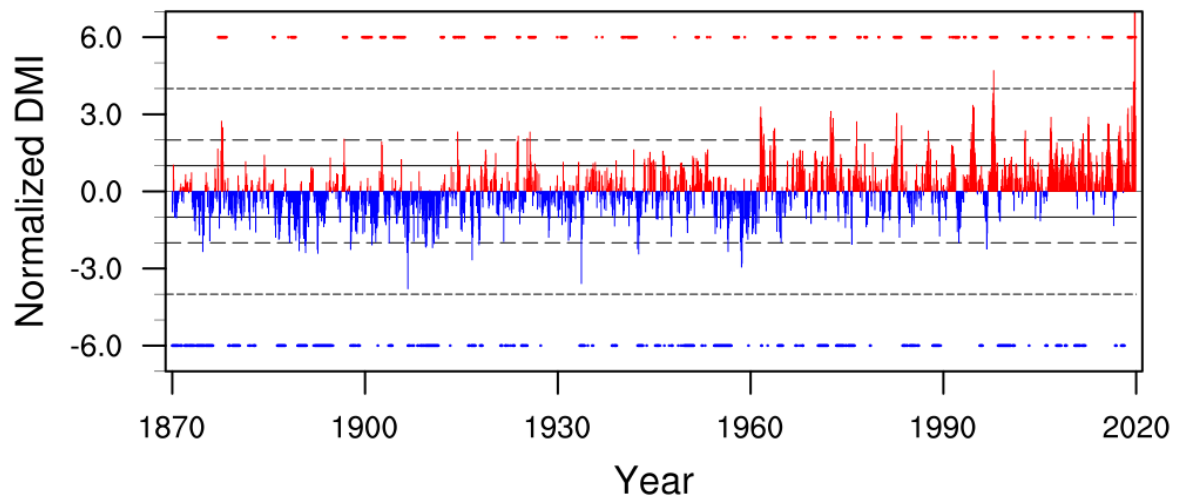
84

85 **Fig. 8-1:** Schematic of the Indian Ocean Dipole in its positive phase with warm SST anomalies on the  
 86 west and cold SST anomalies toward the coast of Sumatra. The green arrows indicate the direction of the  
 87 prevailing corresponding surface winds.

88

89 Before the discovery of the IOD as one of the dominant modes of variability of the  
 90 tropical Indian Ocean, earliest suggestions of inherent coupled dynamics in the basin  
 91 identified periods of anomalous easterlies in the central Indian Ocean concurrent with  
 92 anomalous cold (warm) SST in the eastern (western) part, that occurred during boreal fall in  
 93 the absence of ENSO (Reverdin et al., 1986). Significant feedback mechanisms at play  
 94 between zonal SST and pressure gradient, equatorial easterly wind anomalies and  
 95 precipitation anomalies in the western equatorial Indian Ocean were later identified  
 96 (Hastenrath et al., 1993). An east-west seesaw in sea level anomaly in the tropical Indian  
 97 Ocean was noticed and correlated with thermocline depth changes (Murtugudde et al., 1995).  
 98 This east-west sea level dipole has been associated with the east-west SST gradient and  
 99 strongly correlated with the Indian summer monsoon rainfall (Murtugudde et al., 1998). The  
 100 SST gradient was shown to be in phase with equatorial zonal wind anomalies (Murtugudde  
 101 and Busalacchi, 1999).

102            Since its discovery there has been strong debate and controversy whether the IOD is  
103 an intrinsic mode of Indian Ocean coupled variability, or whether and how it is driven by  
104 external forcing, like ENSO (e.g., Hastenrath, 2002; Dommenges and Latif, 2002; Yamagata  
105 et al., 2003; Murtugudde et al., 2003; Behera et al., 2003). Many studies claim that most of  
106 the IOD variability is driven by ENSO (Allan et al., 2001; Baquero-Bernal et al., 2002;  
107 Huang and Kinter, 2002; Dommenges, 2011; Zhao and Nigam, 2015; Zhao et al., 2019),  
108 while others suggest that IOD is a self-sustained mode of oscillation (Ashok et al., 2003;  
109 Yamagata et al., 2004; Behera et al., 2006). About 20% of the IOD events seem to co-occur  
110 with ENSO (Fig. 8-2; Saji, 2018). IOD events that could be categorized as with or without  
111 the influence of ENSO have systematic differences in their temporal evolution and spatial  
112 distribution, including periodicity, strength and formation processes (Behera et al., 2006;  
113 Hong et al., 2008). Modeling studies confirm that IOD events are often triggered by ENSO,  
114 but they also demonstrate that IOD events can exist without ENSO by means of dedicated  
115 sensitivity experiments in which ENSO is removed by different nudging techniques (Lau and  
116 Nath, 2004; Fischer et al., 2005; Behera et al., 2006; Wang et al., 2016; 2019; Cretat et al.,  
117 2017, 2018). In the absence of ENSO, the interannual IOD variability is mostly biennial  
118 (Behera et al., 2006; Cretat et al. 2018), while in years of co-occurrences ENSO affects the  
119 periodicity, strength, and formation processes of IODs (Cretat et al. 2018).



120

121 **Fig. 8-2:** Normalized monthly IOD index (Standard deviation) defined as anomalous SST  
 122 gradient between the western equatorial Indian Ocean (50°E-70°E and 10°S-10°N) and the southeastern  
 123 equatorial Indian Ocean (90°E-110°E and 10°S-0°N). Anomalies (with respect to 1981-2010 mean) have  
 124 been downloaded from [https://psl.noaa.gov/gcos\\_wgsp/Timeseries/DMI/](https://psl.noaa.gov/gcos_wgsp/Timeseries/DMI/), but 2019 values have been  
 125 integrated from JAMSTEC repository (<http://www.jamstec.go.jp/virtualearth/general/en/index.html>). Red  
 126 and blue markers along 6 and -6 std correspond to NINO3.4 anomalies (1981-2010 mean removed) larger  
 127 than 0.5°C. NINO3.4 anomalies have been downloaded from  
 128 [https://psl.noaa.gov/gcos\\_wgsp/Timeseries/Nino34/](https://psl.noaa.gov/gcos_wgsp/Timeseries/Nino34/). As indicated in the respective websites, both IOD and  
 129 NINO3.4 values are computed from the HadISST1 dataset (Rayner et al., 2003).

130

131 Through changes in the atmospheric circulation, the IOD exerts its influence on,  
 132 among others, the Southern Oscillation (Behera and Yamagata, 2003), the summer climate  
 133 condition in Europe (Behera et al., 2012), East Asia (Guan and Yamagata, 2003; Guan et al.,  
 134 2003; Chen et al., 2019) and streamflows in the western part of Indonesia (Sahu et al., 2012),  
 135 as well as on rainfall over Africa (Black et al., 2003; Manatsa and Behera, 2013; Endris et al.,  
 136 2019), Sri Lanka (Zubair et al., 2003), Australia (Ashok et al., 2003; Ummenhofer et al.,  
 137 2013; Dey et al., 2019; Hossain et al., 2020), and Brazil (Chan et al., 2008; Taschetto and



138 Ambrizzi, 2012; Bazo et al., 2013). In the following we focus on the IOD influence on the  
139 summer monsoon rainfall over India and linkages with ENSO, which are both subject of  
140 important controversies in the literature.

### 141 **8.3 IOD and the ENSO-monsoon teleconnections: processes at work**

142 To influence the ISM and its ENSO teleconnection, IOD events should develop from boreal  
143 summer (June to August). As described by Schott et al. (2009), this is in fact the case for  
144 many IOD events. However, some IODs peak in the peak monsoon season (Du et al., 2013),  
145 though a few others develop later. According to that, strong interactions between IOD and  
146 ISM can be expected during boreal summer and the withdrawal phase of the monsoon.

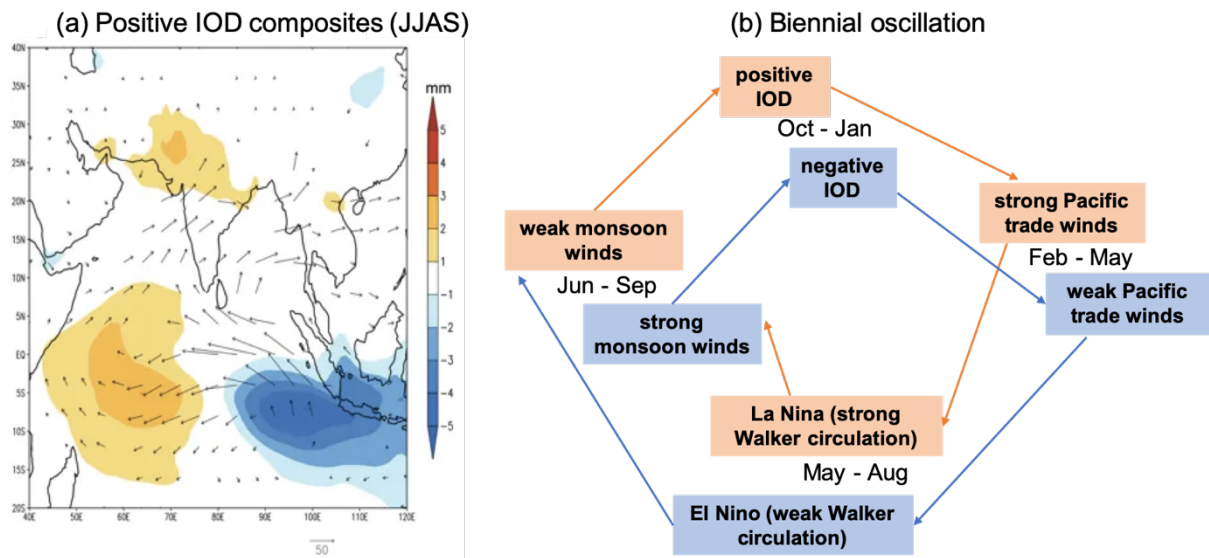
147         Some authors suggested a direct influence of the IOD on the ISM rainfall (ISM<sub>R</sub>)  
148 through moisture transport over the western Indian Ocean or modifications of the local  
149 Hadley cell, with enhanced ascendance and a northward shift of its uplift branch during  
150 positive IOD events, both enhancing ISM rainfall (Fig. 8-3a; Ashok et al., 2001, 2004;  
151 Gadgil et al., 2004; Behera et al., 2005; Ashok and Saji, 2007; Behera and Ratman, 2018).  
152 Recent investigations also reveal that early IODs (i.e., peaking in July) or prolonged IODs  
153 (i.e., lasting longer, more than 8 months) have excess of evaporation from the Arabian Sea  
154 and stronger cross-equatorial flow, leading to enhanced monsoon activity with decreased  
155 numbers of break spells (Anil et al., 2016). Others suggest that positive IOD events during  
156 boreal fall normally follow weak ISMs, and vice versa, as ISM circulation during boreal  
157 summer can also induce an equatorial anomalous SST gradient in the Indian Ocean during  
158 the following boreal fall (Loschnigg et al., 2003, Meehl et al., 2003; Terray et al., 2005,  
159 2007). In this framework, ENSO, ISM and IOD appear as strongly inter-related components  
160 of the Tropospheric Biennial Oscillation (TBO) in the tropics (Fig. 8-3b; Meehl and  
161 Arblaster, 2002; Meehl et al., 2003; Li et al., 2006; Drbohlav et al., 2007; Webster and

162 Hoyos, 2010). The development of the IOD during boreal summer and autumn can lead to  
163 SST warming in the tropical southwest Indian Ocean via ocean dynamics during the next  
164 boreal winter and spring (Xie et al., 2002; Chowdary and Gnanaseelan 2007; Du et al., 2009;  
165 Chowdary et al., 2009). This warming can further influence the ISM onset in the following  
166 year, especially for IOD events co-occurring with El Niño in the Pacific Ocean and followed  
167 by a basin-wide Indian Ocean warming (Annamalai et al., 2005; Yang et al. 2007; Hong et al.  
168 2010).

169         The ISMR response is not necessarily spatially coherent to the IOD phases (Behera  
170 and Ratman, 2018). The anomalous moisture transports to India associated with a positive  
171 IOD strengthen the monsoon trough and rainfall through an intensified monsoon-  
172 Hadley circulation (Behera et al., 1999; Ashok et al., 2001; Anil et al., 2016), with below  
173 normal rainfall to the south and to the north of the trough. During positive IODs, the north-  
174 south precipitation (heating) gradient over the eastern Indian Ocean dominates over the one  
175 in the equatorial Indian Ocean, resulting in a regional meridional circulation with uplift over  
176 the monsoon trough and sinking in the eastern lobe (Annamalai et al., 2003). On the other  
177 hand, in a negative IOD event, a regional Walker circulation and the moisture distribution  
178 favor moisture divergence (convergence) in the eastern (western) part of India. This gives  
179 rise to a zonal dipole in the rainfall anomalies with abundant rainfall on the western part and  
180 scanty rainfall on the east. The resulted regional asymmetry is a unique feature associated  
181 with the ISMR response to IOD but it is not well simulated by coupled General Circulation  
182 Models (CGCMs), though regional model experiments with different physical  
183 parameterization schemes may provide few combinations able to realistically reproduce the  
184 asymmetric response to the two phases of the IOD (Behera and Ratman, 2018).

185         IOD can influence the ENSO-ISM relationship indirectly (Ashok et al., 2001; Behera

186 and Yamagata, 2003; Cai et al., 2011; Weller and Cai, 2013), by modulating ENSO events in  
 187 the tropical Pacific itself (Luo et al., 2010; Izumo et al., 2010; Cai et al., 2019). Considering  
 188 IOD events as triggered by ENSO, they may counteract its simultaneous influence on ISM  
 189 (Ashok et al., 2001, 2004; Ashok and Saji, 2007; Ummenhofer et al., 2011; Lau and Nath,  
 190 2003, 2012; Krishnaswamy et al., 2015). More recently IOD has been suggested as potential  
 191 trigger of ENSO, adding more complexity to the emerging picture (Luo et al., 2010; Izumo et  
 192 al., 2010; Zhou et al., 2015; Jourdain et al., 2016; Wieners et al., 2017a,b; Wang et al., 2019;  
 193 Cai et al., 2019). In fact, the Indian Ocean (either IOD and Indian Ocean Basin-wide  
 194 Warming) has a highly significant impact on both the variability and predictability of ENSO,  
 195 as evidenced by de-coupled experiments using different coupled climate models (Luo et al.,  
 196 2010; Izumo et al., 2010; Santoso et al., 2012; Terray et al., 2016; Kajtar et al., 2016; Wang  
 197 et al., 2019). For example, IOD events co-occurring with ENSO may fasten its phase  
 198 transition (Kug and Kang, 2006; Luo et al., 2010; Izumo et al., 2010; Kug and Ham, 2012).  
 199



200  
 201 **Fig. 8-3:** (a) Positive IOD composite of specific humidity (mm, shaded) and moisture flux (integrated  
 202 up to 300 hPa, kg/m/s, vectors) anomalies averaged in summer (JJAS). The figure is taken from Behera

203 and Ratnam (2018); (b) schematic of the IOD influence on ISM rainfall embedded in the TBO (adapted  
204 from the scheme in Webster and Hoyos (2010)).

205 In the absence of ENSO, IOD still exists (usually known as “pure IOD”) and its  
206 variability is mainly driven by the eastern Indian Ocean in a suite of coupled climate model  
207 simulations nudging the tropical Pacific SSTs toward an SST climatology estimated from  
208 observations or a control simulation (Cretat et al., 2017, 2018), as consistently seen in other  
209 coupled model studies (Gualdi et al., 2003; Fischer et al., 2005; Behera et al., 2005, 2006;  
210 Luo et al., 2010; Izumo et al., 2010; Wang et al., 2016, 2019). In the nudged experiments, the  
211 strong diabatic heating associated with enhanced rainfall over the eastern IOD lobe  
212 modulates the local Hadley circulation and induces a negative (positive) rainfall anomaly in  
213 the northern Indian Ocean during boreal summer during negative (positive) IOD events, as  
214 suggested from observational studies (Fig. 8-4; Cretat et al., 2017). Such changes in the local  
215 Hadley circulation are attenuated in the presence of ENSO because ENSO-induced changes  
216 in the (zonal) Walker circulation dominate (Cretat et al., 2017). It has also been found that  
217 rainfall anomalies over India associated with these pure IODs are modest and not statistically  
218 significant, especially at the beginning of the monsoon, although the simulated SST  
219 variability in the eastern Indian Ocean is overestimated (Fischer et al., 2005; Terray et al.,  
220 2012; Cretat et al., 2017, 2018). However, pure IODs promote a quadrupole rainfall pattern  
221 linking the tropical Indian Ocean and the Western North Pacific, and induce important zonal  
222 shifts of the Walker circulation in the absence of ENSO (Fig. 8-4), in agreement with earlier  
223 findings (Li et al., 2006; Chowdary et al., 2011). The circulation patterns with and without  
224 ENSO largely differ, confirming potential opposite effects between IOD and ENSO (e.g.,  
225 Ashok et al., 2001; Lau and Nath, 2012; Pepler et al., 2014).

226 Pure IOD events may also help sustaining the TBO: a stronger-than-observed biennial

227 spectrum of the IOD is found after removing ENSO's impacts (Behera et al., 2006; Cretat et  
228 al., 2018). Moreover, coupled ocean-atmosphere interactions in the Indian Ocean can sustain  
229 its own TBO without ENSO (Cretat et al., 2018). First, subsurface ocean dynamics play a key  
230 role in the biennial anomalies during boreal winter (Rao et al., 2002, 2009; Schott et al.,  
231 2009; McPhaden and Nagura, 2014; Delman et al., 2016) with a sudden reversal of  
232 thermocline anomalies in the eastern equatorial Indian Ocean forced by intra-seasonal  
233 disturbances reminiscent of the Madden-Julian Oscillation (MJO; Rao and Yamagata, 2004;  
234 Han et al., 2006). Second, tropical-extra-tropical interactions within the Indian Ocean appear  
235 to be the main trigger of IODs in the absence of ENSO (Cretat et al., 2018). In nudged  
236 experiments, both the power spectra of the ISMR and IOD indices during boreal summer  
237 shift toward increased biennial variability compared to the control simulation, which may be  
238 more consistent with a possible coupling of the IOD with ISM in the absence of ENSO, but  
239 in a regional TBO framework (Cretat et al., 2018). However, this TBO framework is again  
240 mainly based on the strong influence of the ISM circulation on the Indian Ocean SSTs  
241 despite the absence of ENSO in the nudged experiments.

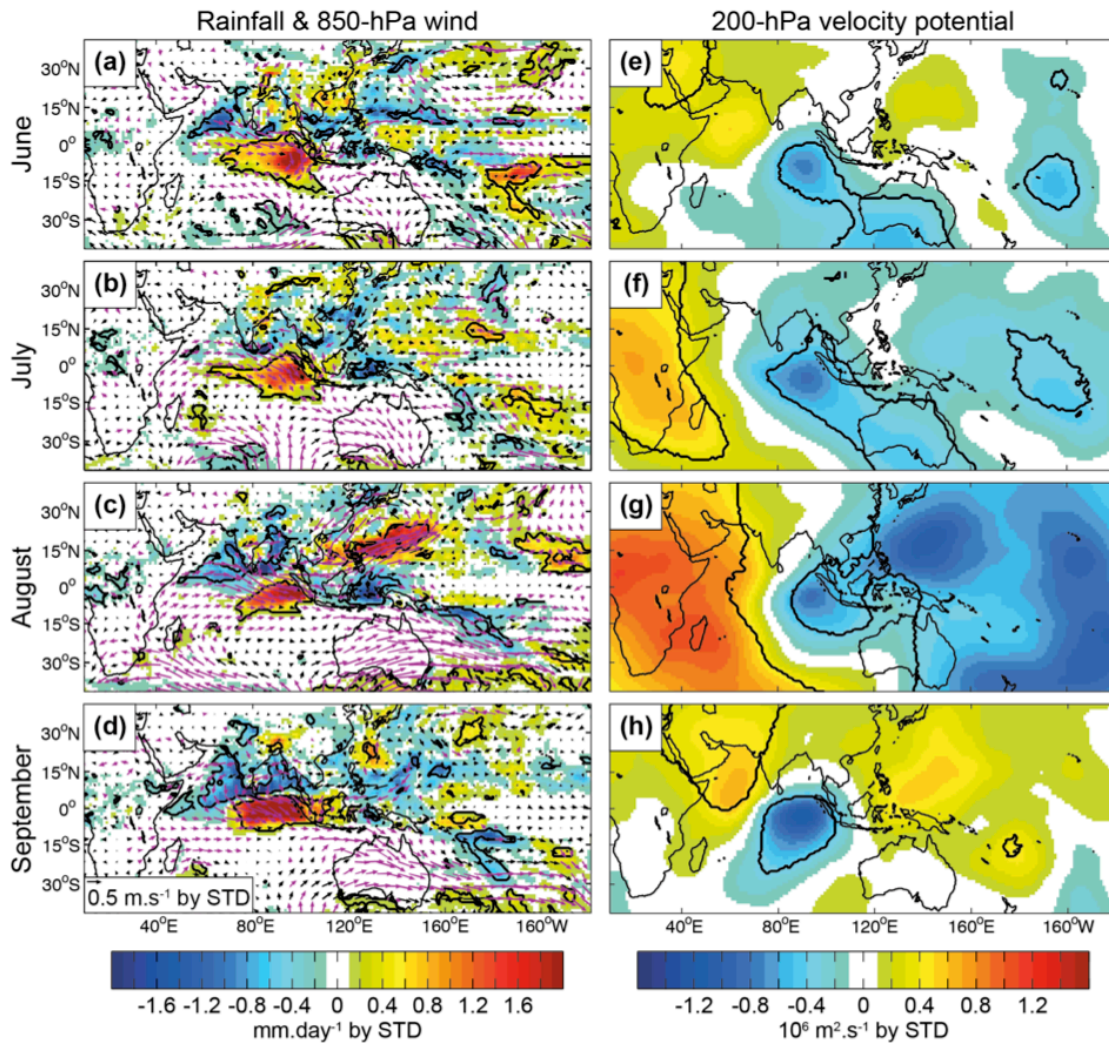
242 In synthesis, these recent modeling studies do suggest that IOD exists without ENSO,  
243 but the exact relationships between IOD and ISM remain elusive, even in the absence of  
244 ENSO.

#### 245 **8.4 Past, present and future IOD influence on the ENSO-monsoon teleconnection**

246 At long time scales, the influence of IOD on ISM seems opposite to the effect of ENSO, and  
247 the IOD-ISM rainfall relationship seems to vary complementarily to that between ENSO and  
248 ISM (Ashok et al., 2001; Krishnaswamy et al., 2015). In fact, the IOD-ISM relationship has  
249 strengthened in the recent decades (Ashok et al., 2001, 2004; Ashok and Saji, 2007; Izumo et

250 al., 2010; Ummenhofer et al., 2011) due to non-uniform warming of the Indian Ocean (Ihara  
251 et al., 2007; Cai et al., 2009), while the ENSO–ISM relationship has weakened (Kumar et al.,  
252 1999; Ashrit et al., 2001; Ihara et al., 2007).

253 On longer IOD records, changes in frequency and teleconnections have been  
254 identified (e.g. Abram et al., 2008; Kayanne et al., 2006; Abram et al., 2020). Coral proxy  
255 records from Lake Victoria in Kenya suggest that the influence of ENSO has decreased over  
256 the western Indian Ocean in recent decades (Nakamura et al., 2009). A mode shifts in IOD  
257 variability related to the warming trend in the western Indian Ocean has raised the mean SST  
258 to a threshold value that encourages tropical convections (Nakamura et al., 2009). A recent  
259 reconstruction of the last millennium indicates clustering of positive IOD events with  
260 extreme IOD variability and a persistent tropical Indo-Pacific climate coupling (Abram et al.,  
261 2020). The frequency and strength of IOD events exceptionally increased during the  
262 twentieth century associated with enhanced upwelling in the eastern pole of the IOD, likely  
263 making more direct the influence of the IOD on the Asian monsoon (Abram et al., 2008).  
264 These processes and associated changes in the Walker circulation, linked to global warming,  
265 may precondition the mean state to trigger frequent positive IOD events, together with  
266 intense short rains in East Africa.



267

268 **Fig. 8-4:** June to September (a-d) rainfall (shading), 850-hPa wind (vectors), and (e-h) 200-hPa  
 269 velocity potential anomalies regressed onto normalized boreal fall (i.e., SON) SST anomalies over the  
 270 eastern IOD pole (90°E–110°E, 10°S–0°) when ENSO is removed. Significant anomalies at the 90% level  
 271 are shown with black contours for rainfall and 200-hPa velocity potential anomalies, and with purple  
 272 vectors for 850-hPa wind anomalies. Positive 200-hPa velocity potential anomalies correspond to  
 273 abnormal upper-level mass flux convergence. Adapted from Cretat et al. (2017).

274

275 In the 20th century, the ENSO-IOD correlation was strongly positive and significant  
 276 since mid-60s (Cherchi and Navarra, 2013), with ENSO and IOD almost independent before  
 277 1970 (Yuan and Li, 2008). A recent weakening of the coupling has been identified during

278 1999-2014 compared to the previous two decades (i.e., 1979-1998), associated with different  
279 spatial patterns in ENSO evolution during boreal spring and summer (Ham et al., 2017). The  
280 stronger/weaker correlation may correspond with either strong or weak ENSO-monsoon  
281 relationship and with strong or weak IOD-monsoon relationship, with differences arising  
282 from the relationship between Indian monsoon rainfall and SST in other ocean basins rather  
283 than the Indo-Pacific sector alone (Cherchi and Navarra, 2013).

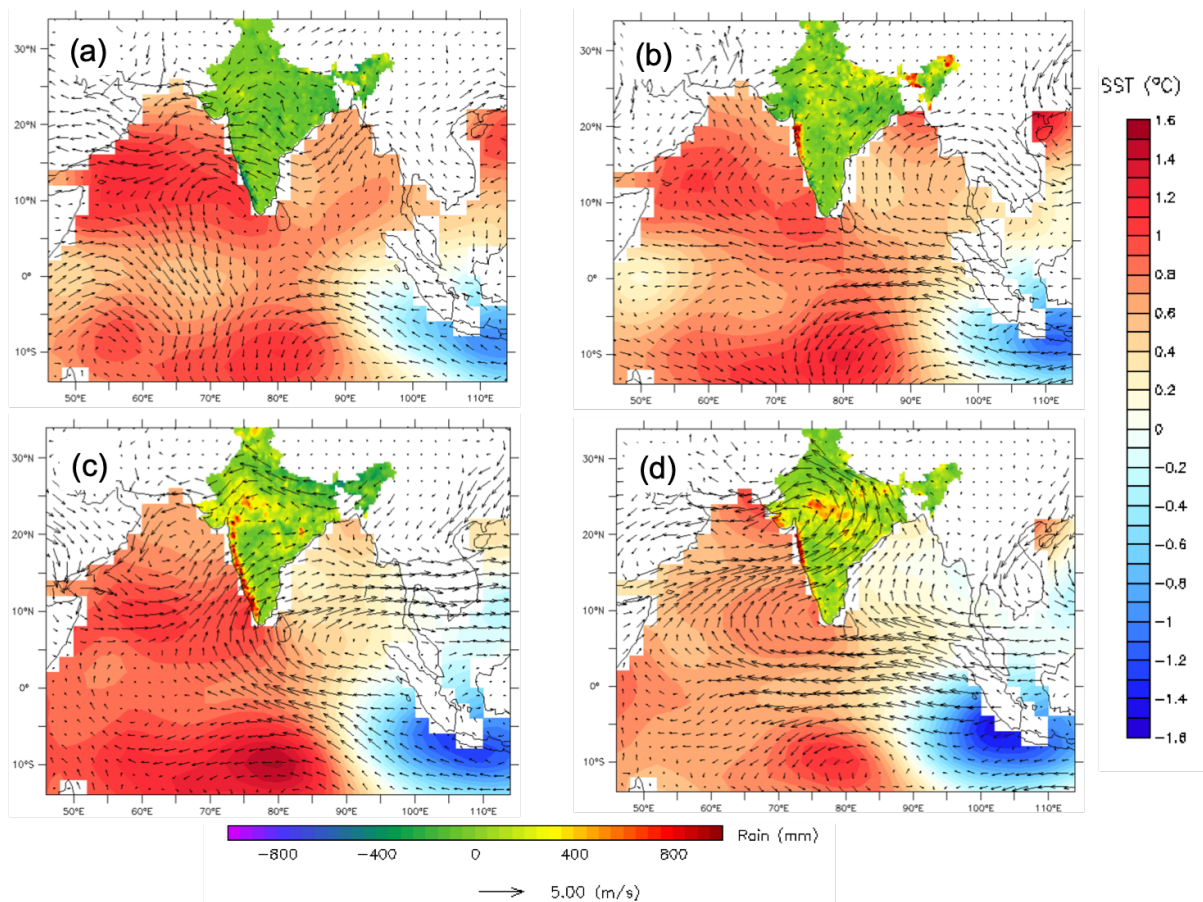
284 The IOD-ENSO-ISMR relationship appears to work differently with different seasons  
285 (Agrawal et al 2017). The connection between ISM and IOD is mostly confined in the  
286 summer and autumn, while that with ENSO is stronger and extends more in time (Cherchi  
287 and Navarra, 2013). In fact, the evolution of the correlation between ISMR and monthly  
288 NINO3.4 is maximum in August-November, remaining strong and stable until March of the  
289 following year (Gershunov et al., 2001).

290 The 1997 El Niño was one of the strongest events occurred in the 20th century, but  
291 ISMR was slightly above normal (Srinivasan and Nanjundiah, 2002), and this has been  
292 attributed to the influence from the Indian Ocean (Slingo and Annamalai, 2000; Sreejith et  
293 al., 2015). Similarly, the influence of IOD helped nullify the effect of ENSO on the monsoon  
294 during 1997 (Saji et al., 1999; Webster et al., 1999). Positive IOD events, as those occurred  
295 during 2007-2008, co-existed with La Niña episodes (e.g. Ashok et al., 2003; Cai et al.,  
296 2009). A very strong positive IOD event occurred in the summer of 1994, as a clear coupled  
297 ocean-atmosphere phenomenon of the Indian Ocean (Behera et al., 1999). The 1994 event  
298 lasted more than 8 months from March to October and positively influenced the ISMR that  
299 recorded 265 mm/month, a value 19% above the climatological mean (Guan and Yamagata,  
300 2003).

301 In 2019 the monsoon onset was delayed by about 7 days over India with the June



302 rainfall recording a deficit of about 33% with respect to the climatological mean (Gadgil et  
303 al., 2019; <http://www.imd.gov.in>). According to the India Meteorology Department (IMD),  
304 subsequent to this monsoon onset, the further northward progression of the monsoon  
305 remained slow due to the formation of a very severe cyclone over central eastern Arabian Sea  
306 (i.e., the cyclone VAYU that formed during 10-17th June 2019,  
307 [https://mausam.imd.gov.in/imd\\_latest/contents/season\\_report.php](https://mausam.imd.gov.in/imd_latest/contents/season_report.php)). El Niño weakened in July  
308 while a strong positive IOD started to develop (Fig. 8-5b) and rainfall picked up strength  
309 during the latter stages of the monsoon season (late July to September; Fig. 8-5b-d),  
310 remaining above normal. For that year, the seasonal rainfall recorded for India has been  
311 quantified at 110% of the long period average as defined by IMD, with the September  
312 rainfall being 152%. The positive IOD that occurred during late summer in 2019 was one of  
313 the strongest in the recent times (Fig. 8-2), with its predictability linked with the existence of  
314 the El Niño Modoki in the Equatorial Pacific (Doi et al., 2020) and to a strong pressure  
315 dipole between the Australian High and the South China Sea/Philippine Sea region (Lu and  
316 Ren, 2020). The exceptional intensity of the event remains even after the IOD index is  
317 detrended (not shown). This very recent case illustrates how the interactions between ISM,  
318 IOD, and ENSO are subtle and complex, and highly influenced by internal dynamical  
319 processes.



320

321 **Fig. 8-5:** 2019 case from (a) June to (d) September for SST ( $^{\circ}\text{C}$ ), 850 hPa winds (m/s), and  
 322 precipitation (mm) anomalies with respect to 1980-2010 mean climatology. SST data is taken from  
 323 ERSSTv5 (Huang et al. 2017), 850 hPa wind vectors are obtained from ECMWF ERA5 reanalysis  
 324 (Hersbach and Dee, 2016) and precipitation from daily gridded rainfall dataset over India (Pai et al. 2014).  
 325

326 In the Coupled Model Intercomparison Project Phase 5 (CMIP5) models a correct  
 327 representation of the coupled processes (i.e., Bjerknes feedback) in the equatorial Indian  
 328 Ocean is a necessary condition for realistic monsoon simulations (Annamalai et al., 2017). At  
 329 the same time, a too weak rainfall over the Arabian Sea in model may generate a warm SST  
 330 bias over the western equatorial Indian Ocean that in the following fall may amplify the error  
 331 toward an IOD-like SST bias via the Bjerknes feedback (Li et al., 2015). The unrealistic

332 present-day IOD-ISMR correlation simulated by the majority of CMIP5 models may also be  
333 related to an overly strong control by ENSO (Li et al., 2017), likely leading to an  
334 underestimation of the projected future ISMR increase. Still, CMIP5 models project an  
335 increase in ISMR in a warmer climate with a reasonably strong consensus among models  
336 (Jayashankar et al., 2015). CMIP5 models' projections tend to exhibit a positive IOD-like  
337 pattern in the tropical Indian Ocean with weaker (stronger) warming in the east (west) and an  
338 easterly wind trend (Zheng et al., 2010; 2013). The response is driven by the projected  
339 weakening of the Walker circulation in a warmer climate in the majority of models (Vecchi  
340 et al., 2006; Kociuba and Power, 2015).

341 In future projections, surface moisture increase dominates the changes in rainfall  
342 associated with the IOD, while IOD related SST changes dominate the corresponding  
343 changes in the circulation, decreasing at a rate of  $13.7\%/^{\circ}\text{C}$  (Huang et al., 2019). The  
344 ensemble spread in the IOD amplitude change is large (Ng et al., 2018), and it is related to  
345 that of the ENSO amplitude change (Hui and Zheng, 2018). The large spread in the IOD  
346 response to increasing Greenhouse Gases (GHGs) with significant variations in the amplitude  
347 and skewness of the dipole and in climatological zonal SST gradient is due to small  
348 differences in the mean thermocline depth induced by internal climate variability via the  
349 positive Bjerknes feedback (Ng et al 2018).

350 The frequency of extreme IOD events is projected to increase under global warming  
351 conditions (Cai et al., 2014, also see Chapter-21), with a persistence of the ENSO-IOD  
352 linkage in a warmer future world (Stuecker et al., 2017). The characteristics of the ENSO-  
353 IOD are likely to continue in the future, and given that ENSO and its predictability are  
354 modulated on decadal timescales (i.e., Wittenberg, 2009; Wittenberg et al., 2014;

355 Karamperidou et al., 2014), the same should be expected for the IOD (Stuecker et al., 2017).

356 CMIP6 models largely improved in the simulation of the spatial and temporal pattern  
357 of the ISM (Gusain et al., 2020), especially over the Western Ghats and the foothills over the  
358 Himalayas, whereas a majority of the CMIP5 models underestimated rainfall over central and  
359 northern India (Jain et al., 2019). A subset of CMIP6 models (Table 1) confirms CMIP5  
360 results, with a tendency toward larger IOD amplitude at the end of the 20th century and in the  
361 future, at least under the most extreme CMIP6 scenario SSP5-8.5 (Fig. 8-6a). SSP stands for  
362 Shared Socioeconomic Pathways with 5 representing an economic vision of the future with  
363 relatively optimistic trends for human development but assuming an energy-intensive, fossil-  
364 fuel economy, and 8.5 corresponding to the forcing (in  $W/m^2$ ) by 2100 (O'Neill et al., 2016).  
365 In summer (JJAS mean), SST regressed onto the IOD index project larger IOD-related  
366 anomalies over the Pacific and Indian Oceans (Fig. 8-6b,c). In the projection, precipitation  
367 and winds regressed onto the IOD index show modest positive anomalies over India and  
368 weaker easterlies along the Equator because of a weaker negative pole (Fig. 8-6d,e). This  
369 figure is just a flavor of the complex relationship as projected in the new generation of  
370 coupled climate models. For example, the methodology applied does not fully disentangle  
371 how the mean state changes and its role. A more systematic analysis and comparison of  
372 CMIP5 and CMIP6 experiments would be needed to fully understand differences and  
373 potential improvements. This is outside the scope of this chapter but it is under investigation  
374 in separated ongoing researches.

375

376 **Table 8.1:** List and some characteristics of CMIP6 models used. More details about the  
377 models can be found at <https://pcmdi.llnl.gov/CMIP6/>

Model Name	Institute/Country	Atmosphere	Ocean Resolution	Earth System
------------	-------------------	------------	------------------	--------------

		<b>Resolution (km)</b>	<b>(km)</b>	<b>Model</b>
ACCESS-CM2	CSIRO-ARCCSS/Australia	250	100	no
ACCESS-ESM1-5	CSIRO-ARCCSS/Australia	250	100	yes
BCC-CSM2-MR	BCC/China	100	50	no
CESM2	NCAR/US	100	100	yes
CESM2-WACCM	NCAR/US	100	100	yes
CNRM-CM6-1	CNRM-CERFACS/France	250	100	no
CNRM-CM6-1-HR	CNRM-CERFACS/France	100	25	no
CNRM-ESM2-1	CNRM-CERFACS/France	250	100	yes
CanESM5	CCCma/Canada	500	100	yes
EC-Earth3	EC-Earth-Consortium/Europe	100	100	no
EC-Earth3-Veg	EC-Earth-Consortium/Europe	100	100	no
FGOALS-f3-L	CAS/China	100	100	no
FGOALS-g3	CAS/China	250	100	no
GFDL-ESM4	NOAA-GFDL/US	100	50	yes
HadGEM3-GC31-LL	MOHC-NERC/UK	250	100	no
INM-CM4-8	INM/Russia	100	100	no
INM-CM5-0	INM/Russia	100	50	no
IPSL-CM6A-LR	IPSL/France	250	100	yes
KACE-1-0-G	NIMS-KMA/South Korea	250	100	no
MCM-UA-1-0	UA/US	250	250	no
MIROC-ES2L	MIROC/Japan	500	100	yes
MIROC6	MIROC/Japan	250	100	no
MPI-ESM1-2-HR	MPI-M DWD DKRZ/Germany	100	50	yes
MPI-ESM1-2-LR	MPI-M AWI/Germany	250	250	yes
MRI-ESM2-0	MRI/Japan	100	100	yes
NESM3	NUIST/China	250	100	no
NorESM2-LM	NCC/Norway	250	100	yes
NorESM2-MM	NCC/Norway	100	100	yes
UKESM1-0-LL	MOHC NERC NIMS- KMA NIWA/UK	250	100	yes

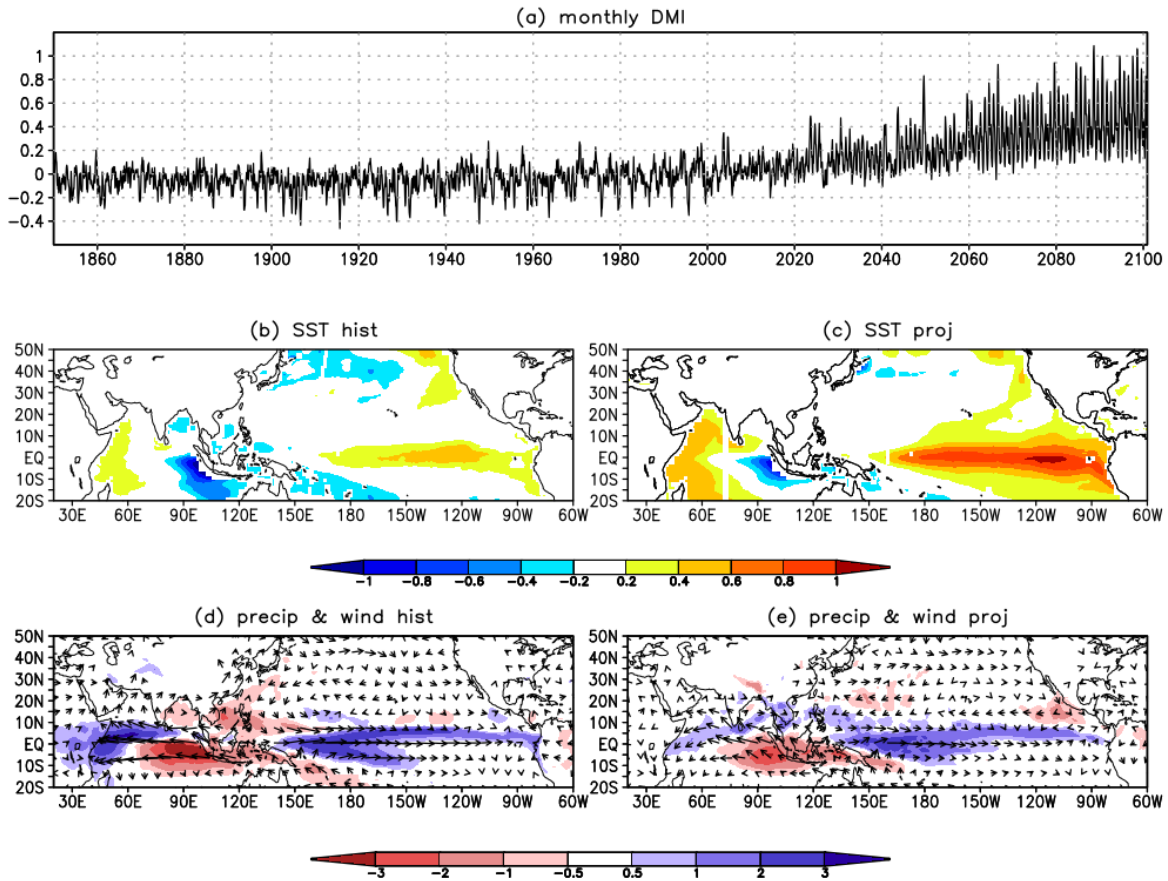
378

379

## 380 **8.5 Challenges and future perspectives**

381 The main challenges in having a complete picture of the influence of IOD on the  
382 ENSO-ISM teleconnection remains related to a full understanding of the IOD itself and to a  
383 full and agreed understanding of how the IOD is related to ENSO on one side, and its pure  
384 (i.e., independent from ENSO) relationship with ISM on the other. While some progress have  
385 been made in recent decades in simulating ENSO variability (Bellenger et al., 2014), many  
386 important issues remain open due to the unavailability of long term observational record and

387 the biases in state-of-the-art climate models affecting ISM and the Indian Ocean  
388 simulations(Li et al., 2015; Annamalai et al., 2017).



389  
390 **Fig. 8-6:** (a) Monthly DMI index (anomalies, °C) for 20th and 21st centuries from a subset of CMIP6  
391 models (Table 8.1). The index has been computed as in Fig. 8-2 (same areas difference and anomalies with  
392 respect to the 1980-2010 mean climatology). The index has been computed for each model and then  
393 averaged to obtain the ensemble mean. (b,c) SST (°C, shaded) and (d,e) precipitation (mm/day, shaded)  
394 and 850 hPa wind (m/s, vectors) regressed on the DMI index (values for 1°C change in the index) for JJAS  
395 mean during the historical period and the future projection, respectively. One member for each model has  
396 been considered. For the 21st century, the SSP5-8.5 scenario has been used. In panels c and e, the time-  
397 series have been detrended before computing the regression, to keep out the trend from the related  
398 variability.  
399

400

401           An exhaustive analysis of the IOD recorded past events would allow a categorization  
402 of the main characteristics of the processes at play, but the observed record remains short to  
403 have a statistically robust assessment. On the other hand, in state-of-the-art coupled climate  
404 models the simulation of the IOD, ISM, and related characteristics (including mean state and  
405 variability) still has large biases thus precluding a complete understanding of the processes at  
406 work. For example, it is not clear whether the weak IOD-monsoon relationship simulated in  
407 the models (Fig. 8-6) is realistic or not, due to the exaggerated IOD variability or to the  
408 overly strong control of ENSO simulated by current global climate models. Moreover, it has  
409 to be clarified whether poor simulations of other factors, like IOD-induced cross-equatorial  
410 flows, may be important. Similarly, a complete understanding of the coupling and feedback  
411 processes between the developing phase of the IOD and the ISMR, including the possible  
412 feedback on the development of the IOD in the subsequent season, is still missing. As a  
413 consequence, much more in-depth observational and modeling studies (including model's  
414 improvements) are clearly needed to understand the IOD effect on ISM and the relative roles  
415 of remote versus local forcing on the ISM-ENSO relationship as well as the role of internal  
416 atmospheric processes in modulating that relationship. In future climate projections, it would  
417 be useful to understand how changes in the simulated IOD properties contribute to the  
418 relative importance of thermodynamic and dynamic monsoon processes at play in global  
419 warming frameworks.

420           For all the points above, crucial keys are the collection of as much as possible  
421 observations during known IOD events, and how IOD and related properties are simulated in  
422 state-of-the-art climate models. The need for more observations in the Indian Ocean is  
423 particularly important because of its changes within the last warm decades (Hermes et al.,

424 2019). For the simulation of IOD and related models' performance, more efforts should be  
425 dedicated to reducing systematic biases in coupled climate models and/or in performing ad-  
426 hoc sensitivity experiments in a large set of different coupled models to clarify the dynamics  
427 involved in IOD formation and related teleconnections. One possibility is to design  
428 coordinated international efforts with specific common experiments, likely following current  
429 CMIP frameworks (Zhou et al., 2016) or the CORE-II experiments (Rahaman et al., 2020).

## 430 **8.6 Conclusions**

431 The IOD is one of the dominant modes of SST variability of the tropical Indian Ocean. It is  
432 recognized as having important teleconnections worldwide but here it has been considered in  
433 terms of its influence on the ISM and its relationship with ENSO. In particular, the literature  
434 focused on its active or passive role has been reviewed, evidencing how the influence of the  
435 IOD on the ISM rainfall can be interpreted as having a direct impact through moisture  
436 transport over the western Indian Ocean or modifications of the local Hadley cell, or  
437 alternatively in the framework of the tropospheric biennial oscillation. Recently, more  
438 literature is available on the role of the IOD independently from ENSO, or even as a trigger  
439 of ENSO itself. Still, combining modelling and observational studies, the precise relationship  
440 between IOD and ISM remains elusive, with or without ENSO.

441         Considering major ENSO and/or IOD events, it has been recorded how in 1997 the  
442 failure of the negative relationship between ENSO and the ISM rainfall was associated with a  
443 positive IOD event developing that summer, or how the strong IOD of 1994 has been  
444 responsible for a stronger than normal monsoon that summer. Recently, the strongest IOD  
445 event recorded in 2019 and its evolution within the summer evidenced how the interactions  
446 between ISM, IOD, and ENSO are complex, and highly influenced by internal dynamical  
447 processes.



448 CMIP5 and CMIP6 models agree in projecting stronger IOD events in the future (also  
449 see Chapter 21), but how this project on atmospheric anomalies over the Indo-Pacific region  
450 may not be fully consistent. A systematic analysis of the two model intercomparisons sets is  
451 needed to fully understand the possible differences.

452 **Conflict of interest statement:** On behalf of all authors, the corresponding author states that there is no  
453 conflict of interest.

454 **Acknowledgments:**

455 CINECA is acknowledged for providing resources for the storage of CMIP6 data via the “CMIP6\_EC”  
456 DRES space. All CMIP6 simulations used are also freely available from the Earth System Grid Federation  
457 (<https://esgf-node.llnl.gov/search/cmip6/>). SBR is supported by the Belmont Forum and JPI-Climate  
458 project INTEGRATE (An Integrated data-model study of interactions between tropical monsoons and  
459 extratropical climate variability and extremes) with funding by UK NERC grant NE/P006809/1. SS  
460 gratefully acknowledges the financial support given by the Ministry of Earth Sciences, Government of  
461 India to support the ST Radar facility at ACARR, CUSAT, Kochi. The Centre for Climate Change  
462 Research (CCCR) at Indian Institute of Tropical Meteorology (IITM) is fully funded by the Ministry of  
463 Earth Sciences, Government of India. PT is funded by Institut de Recherche pour le Développement (IRD,  
464 France).

465

466 **References**

467 Abram, N.J., Wright, N.M., Ellis, B., Dixon, B.C., Wurtzel, J.B., England, M.H.,  
468 Ummenhofer, C.C., Philibosian, B., Chayarini, S.Y., Yu, T.-L., Shen, C.-C., Cheng, H.,  
469 Edwards, L., Heslop, D., 2020. Coupling of Indo-Pacific climate variability over the last  
470 millennium. *Nature*, 579, 385-392 doi: 10.1038/s41586-020-2084-4

471 Abram, N.J., Gagan, M.K., Cole, J.E., Hantoro, W.S., Mudelsee, M., 2008. Recent  
472 intensification of tropical climate variability in the Indian Ocean. *Nat. Geosci.* 1, 849-853  
473 doi: 10.1038/ngeo357

474 Agrawal, N., Pandey, V.K., Shahi, N., 2017. ENSO-IOD changing relationship and  
475 its impact on Indian Summer Monsoon. *VSRD Intern. J. Tech. Non-Tech. Res.* 8(5), 165-74

476 Allan, R., Chambers, D., Drosowsky, W., Hendon, H., Latif, M., Nicholls, N.,  
477 Smith, I., Stone, R., Tourre, Y., 2001. Is there an Indian Ocean dipole and is it independent of  
478 the El Niño-Southern Oscillation? *CLIVAR Exch.* 6, 18-22

479 Anil, N., Ramesh Kumar, M.R., Sajeev, R., Saji, P. K., 2016. Role of distinct flavors  
480 of IOD events on Indian summer monsoon. *Natural Hazards* 82, 1317-1326 doi:  
481 10.1007/s11069-016-2245-9

482 Annamalai, H., Taguchi, B., McCreary, J.P., Nagura, M., Miyama, T., 2017.  
483 Systematic errors in South Asian monsoon simulation: Importance of equatorial Indian  
484 Ocean processes. *J. Clim.* 30, 8159-8178 doi: 10.1175/JCLI-D-16-0573.1

485 Annamalai, H., Liu, P., Xie, S.P., 2005. Southwest Indian Ocean SST variability: its  
486 local effect and remote influence on Asian monsoons. *J. Clim.* 18(20), 4150-4167 doi:  
487 [10.1175/JCLI3533.1](https://doi.org/10.1175/JCLI3533.1)

488 Annamalai, H., Murtugudde, R., Potemra, J., Xie, S.P., Liu, P., Wang, B., 2003.  
489 Coupled dynamics over the Indian Ocean: Spring initiation of the zonal mode. *Deep-Sea Res.*  
490 *II* 50, 2305-2330 doi: 10.1016/S0967-0645(03)00058-4

491 Ashok, K., Guan, Z., Yamagata, T., 2003. A look at the relationship between the  
492 ENSO and the Indian Ocean dipole. *J. Meteor. Soc. Japan* 81, 41-56 doi: 10.2151/jmsj.81.41

493 Ashok, K., Guan, Z., Saji, N.H., Yamagata, T., 2004. Individual and combined  
494 influences of ENSO and the Indian Ocean dipole on the Indian summer monsoon. *J. Clim.*  
495 17, 3141-3155 doi: 10.1175/1520-0442(2004)017<3141:IACIOE>2.0.CO;2

496 Ashok, K., Guan, Z., Yamagata, T., 2001. Impact of Indian Ocean dipole on the  
497 relationship between the Indian monsoon rainfall and ENSO. *Geophys. Res. Lett.* 28, 4499-  
498 4502 doi: 10.1029/2001GL013294

499 Ashok, K., Saji, N.H., 2007. On impacts of ENSO and Indian Ocean dipole events on  
500 the sub-regional Indian summer monsoon rainfall. *Nat. Haz.* 42(2), 273-285 doi:  
501 10.1007/s11069-006-9091-0

502 Ashrit, R.G., Kumar, K.R., Kumar, K.K., 2001. ENSO-Monsoon relationships in a  
503 greenhouse warming scenario. *Geophys. Res. Lett.* 28, 1727- 1730 doi:  
504 10.1029/2000GL012489

505 Baquero-Bernal, A., Latif, M., Legutke, S., 2002. On dipole-like variability of sea  
506 surface temperature in the Indian Ocean. *J. Clim.* 15, 1358-1368 doi: 10.1175/1520-  
507 0442(2002)015<1358:ODVOSS>2.0.CO;2

508 Bazo, J., de las Nieves Lorenzo, M., Porfirio da Rocha, R., 2013. Relationship  
509 between monthly rainfall in NW Peru and tropical sea surface temperature. *Adv. Meteor.* doi:  
510 10.1155/2013/152875

511 Behera, S.K., Krishnan, R., Yamagata, T., 1999. Unusual ocean–atmosphere  
512 conditions in the tropical Indian Ocean during 1994. *Geophys. Res. Lett.* 26, 3001-3004 doi:  
513 10.1029/1999GL010434

514 Behera, S.K., Rao, S.A., Saji, N.H., Yamagata, T., 2003. Comments on “A cautionary  
515 note on the interpretation of EOFs”. *J. Clim.* 16, 1094-1097 doi: 10.1175/1520-  
516 0442(2003)016<1087:COACNO>2.0.CO;2

517 Behera, S.K., Luo, J.J., Masson, S., Delecluse, P., Gualdi, S., Navarra, A., Yamagata,  
518 T., 2005. Paramount impact of the Indian Ocean dipole on the East African short rains: a  
519 CGCM study. *J. Clim.* 18, 4514-4530 doi: 10.1175/JCLI3541.1

520 Behera, S.K., Luo, J.J., Masson, S., Rao, S.A., Sakuma, H., Yamagata, T., 2006. A  
521 CGCM study on the interaction between IOD and ENSO. *J. Clim.* 19, 1608-1705 doi:  
522 10.1175/JCLI3797.1

523 Behera, S. K., Ratnam, J.V., Masumoto, Y., Yamagata, T., 2012. Origin of extreme  
524 summers in Europe - The Indo-Pacific connection. *Clim. Dyn.* doi: 10.1007/s00382-012-  
525 1524-8

526 Behera, S.K., Yamagata, T., 2003. Influence of the Indian Ocean dipole on the  
527 Southern Oscillation. *J. Meteor. Soc. Jpn* 81(1), 169-177 doi: 10.2151/jmsj.81.169

528 Behera, S.K., Ratnam, J.V., 2018. Quasi-asymmetric response of the Indian summer  
529 monsoon rainfall to opposite phases of the IOD. *Sci. Rep.* doi:10.1038/s41598-017-18396-6

530 Bellenger, H., Guilyardi, E., Leloup, J., Lengaigne, M., Vialard, J., 2014. ENSO  
531 representation in climate models: from CMIP3 to CMIP5. *Clim. Dyn.* 42, 1999-2018 doi:  
532 10.1007/s00382-013-1783-z

533 Black, E., Slingo, J., Sperber, K.R., 2003. An observational study of the relationship  
534 between excessively strong short rains in coastal East Africa and Indian Ocean SST. *Mon.*  
535 *Wea. Rev.* 31, 74-94 doi: 1175/1520-0493(2003)131<0074:AOSOTR>2.0.CO;2

536 Boschat, G., Terray, P., Masson, S., 2011. Interannual relationships between Indian  
537 summer monsoon and Indo-Pacific coupled modes of variability during recent decades. *Clim.*  
538 *Dyn.* 37, 1019-1043 doi: 10.1007/s00382-010-0887-y

539 Boschat, G., Terray, P., Masson, S., 2012. Robustness of SST teleconnections and  
540 precursory patterns associated with the Indian summer monsoon. *Clim. Dyn.* 38, 2143-2165  
541 doi: 10.1007/s00382-011-1100-7

542 Cai, W., Wu, L., Lengaigne, M., Li, T., McGregor, S., Kug, J.-S., Yu, J.-Y., Stuecker,  
543 M.F., Santoso, A., Li, X., Ham, Y.-G., Chikamoto, Y., Ng, B., McPhaden, M.J., Du, Y.,  
544 Dommenget, D., Jia, F., Kajtar, J.B., Keenlyside, N., Lin, X., Luo, J.J., Martin-Rey, M.,  
545 Ruprich-Robert, Y., Wang, G, Xie, S.P., Yang, Y., Kang, S.M., Choi, J.-Y., Gan, B., Kim,  
546 G.-I., Kim, C.-E., Kim, S., Kim, J.-H., Chang, P., 2019. Pantropical climate interactions.  
547 *Science* 363, 6430 doi: 10.1126/science.aav4236

548 Cai, W., Santoso, A., Wang, G., Weller, E., Wu, L., Ashok, K., Masumoto, Y. and  
549 Yamagata, T., 2014. Increased frequency of extreme Indian Ocean Dipole events due to  
550 greenhouse warming. *Nature* 510(7504), 254-258 doi: 10.1038/nature13327

551 Cai, W., Sullivan, A., Cowan, T., 2011. Interactions of ENSO, the IOD, and the SAM  
552 in CMIP3 models. *J. Clim.* 24(6), 1688-1704 doi: 10.1175/2010JCLI3744.1

553 Cai, W., Sullivan, A., Cowan, T., 2009. Climate change contributes to more frequent  
554 consecutive positive Indian Ocean dipole events. *Geophys. Res. Lett.* 36, L23704  
555 doi:10.1029/2009GL040163

556 Chan, S., Behera, S., Yamagata, T., 2008. The Indian Ocean Dipole teleconnection to  
557 South America. *Geophys. Res. Lett.* 35, L14S12 doi:10.1029/2008GL034204

558 Chen, W., Wang, L., Feng, J., Wen, Z., Ma, T., Yang, X., Wang, C., 2019. Recent  
559 progress in studies of the variabilities and mechanisms of the East Asian monsoon in a  
560 changing climate. *Adv. Atm. Sci.* 36, 887-901 doi: 10.1007/s00376-019-8230-y

561 Cherchi, A., Navarra, A., 2013. Influence of ENSO and of the Indian Ocean Dipole  
562 on the Indian summer monsoon variability. *Clim. Dyn.* 41, 81-103 doi: 10.1007/s00382-012-  
563 1602-y

564 Cherchi, A., Gualdi, S., Behera, S., Luo, J.J., Masson, S., Yamagata, T., Navarra, A.,  
565 2007. The influence of tropical Indian Ocean SST on the Indian summer monsoon. *J. Clim.*  
566 20, 3083-3105 doi: 10.1175/JCLI4161.1

567 Chowdary, J. S., Gnanaseelan, C., Xie, S. P., 2009. Westward propagation of barrier  
568 layer formation in the 2006-07 Rossby wave event over the tropical southwest Indian Ocean.  
569 *Geophys. Res. Lett.* 36(4). doi:10.1029/2008gl036642.

570 Chowdary, J.S. and Gnanaseelan, C., 2007. Basin-wide warming of the Indian  
571 Ocean during El Niño and Indian Ocean dipole years. *Inter. J. Clim.*, 27(11), 1421-1438.

572 Chowdary, J.S., Bandgar, A.B., Gnanaseelan, C. and Luo, J.J., 2015. Role of tropical  
573 Indian Ocean air-sea interactions in modulating Indian summer monsoon in a coupled model.  
574 *Atmos. Sci. Lett.*, 16(2), pp.170-176.

575 Chowdary, J.S., Xie, S.P., Luo, J.J., Hafner, J., Behera, S., Masumoto, Y., Yamagata,  
576 T., 2011. Predictability of Northwest Pacific climate during summer and the role of the  
577 tropical Indian Ocean. *Clim. Dyn.* 36, 607-621 doi: 10.1007/s00382-009-0686-5

578 Cretat, J., Terray, P., Masson, S., Sooraj, K.P., Roxy, M.K., 2017. Indian Ocean and  
579 Indian Summer Monsoon: relationships without ENSO in ocean-atmosphere coupled  
580 simulations. *Clim. Dyn.* 49, 1429-1448 doi: 10.1007/s00382-016-3387-x

581 Cretat, J., Terray, P., Masson, S., Sooraj, K.P., 2018. Intrinsic precursors and  
582 timescale of the tropical Indian Ocean Dipole: Insights from partially decoupled experiment.  
583 *Clim. Dyn.* 51, 1311-1352 doi: 10.1007/s00382-017-3956-7

584 Delman, A.S., Sprintall, J., McClean, J.L., Talley, L.D., 2016. Anomalous Java  
585 cooling at the initiation of positive Indian Ocean Dipole events. *J. Geophys. Res. Oc.*  
586 doi:10.1002/2016JC011635

587 Dey, R., Lewis, S.C., Abram, N.J., 2019. Investigating observed northwest Australian  
588 rainfall trends in coupled model intercomparison project phase 5 detection and attribution  
589 experiments. *Int. J. Climatol.* 39, 112-127 doi: 10.1002/joc.5788

590 Doi, T., Behera, S.W., Yamagata, T., 2020, Predictability of the super IOD event in  
591 2019 and its link with El Niño Modoki. *Geophys. Res. Lett.* 47, e2019GL086713 doi:  
592 10.1029/2019GL086713

593 Dommenges, D., Latif, M., 2002. A cautionary note on the interpretation of EOFs. *J.*  
594 *Clim.* 15, 216-225 doi: 10.1175/1520-0442(2002)015<0216:ACNOTI>2.0.CO;2

595 Dommenges, D., 2011. An objective analysis of the observed spatial structure of the  
596 tropical Indian Ocean SST variability. *Clim. Dyn.* 36, 2129-2145 doi: 10.1007/s00382-010-  
597 0787-1

598 Drbohlav, H.K.L., Gualdi, S., Navarra, A., 2007. A diagnostic study of the Indian  
599 Ocean dipole mode in El Niño and non-El Niño years. *J. Clim.* 20, 2961-2977 doi:  
600 10.1175/JCLI4153.1

601 Du, Y., Cai, W., Wu, Y., 2013. A new type of the Indian Ocean Dipole since the mid-  
602 1970s. *J. Clim.* 26(3), 959-972 doi: [10.1175/JCLI-D-12-00047.1](https://doi.org/10.1175/JCLI-D-12-00047.1)

603 Du, Y., Xie, S.P., Huang, G., Hu, K., 2009. Role of air-sea interaction in the long  
604 persistence of El Niño-induced North Indian Ocean warming. *J. Clim.* 22(8), 2023-2038 doi:  
605 10.1175/2008JCLI2590.1

606 Endris, H.S., Lennard, C., Hewitson, B., Dosio, A., Nikulin G., Artan, G.A., 2019.  
607 Future changes in rainfall associated with ENSO, IOD and changes in the mean state over  
608 eastern Africa. *Clim. Dyn.* 52, 2029-2053 doi: 10.1007/s00382-018-4239-7

609 Fischer, A.S., Terray, P., Delecluse, P., Gualdi, S., Guilyardi, E., 2005. Two  
610 independent triggers for the Indian Ocean dipole/zonal mode in a coupled GCM. *J. Clim.* 18,  
611 3428-3449 doi: 10.1175/JCLI3478.1

612 Gadgil, S., Francis, P.A., Vinayachandran, P.N., 2019. Summer monsoon of 2019:  
613 understanding the performance so far and speculating about the rest of the season. *Curr. Sci.*  
614 117(5), 783-793

615 Gadgil, S., Vinayachandran, P.N., Francis, P.A., Gadgil, S., 2004. Extremes of the  
616 Indian summer monsoon rainfall, ENSO and equatorial Indian Ocean oscillation. *Geophys.*  
617 *Res. Lett.* 31, L12213 doi:10.1029/2004GL019733

618 Gadgil, S., Rajeevan, M., Nanjundiah, R., 2005. Monsoon prediction – why yet  
619 another failure? *Curr. Sci.* 84, 1713-1719

620 Gadgil, S., Rajeevan, M., Francis, P.A., 2007. Monsoon variability: links to major  
621 oscillations over the equatorial Pacific and Indian oceans. *Curr. Sci.* 93, 182-194

622 Gershunov, A., Schneider, N., Barnett, T., 2001. Low-frequency modulation of the  
623 ENSO-Indian monsoon rainfall relationship: signal or noise? *J. Clim.* 14, 2486-2492 doi:  
624 10.1175/1520-0442(2001)014<2486:LFMOTÉ>2.0.CO;2



625 Goswami, B.N., 1998. Interannual variations of Indian summer monsoon in a GCM:  
626 external conditions versus internal feedbacks. *J. Clim.* 11, 501-521 doi: 10.1175/1520-  
627 0442(1998)011<0501:IVOISM>2.0.CO;2

628 Gualdi, S., Guilyardi, E., Navarra, A., Masina, S., Delecluse, P., 2003. The  
629 interannual variability in the tropical Indian Ocean as simulated by a CGCM. *Clim. Dyn.* 20,  
630 567-582 doi: 10.1007/s00382-002-0295-z

631 Guan, Z., Ashok, K., Yamagata, T., 2003. Summer-time response of the tropical  
632 atmosphere to the Indian Ocean dipole sea surface temperature anomalies. *J. Meteorol. Soc.*  
633 *Jpn.* 81, 531-561 doi: 10.2151/jmsj.81.533

634 Guan, Z., Yamagata, T., 2003. The unusual summer of 1994 in East Asia: IOD  
635 teleconnections. *Geophys. Res. Lett.* 30 doi:1029/2002GL016831

636 Gusain, A., Ghosh, S., Karmakar, S., 2020. Added value of CMIP6 over CMIP5  
637 models in simulating Indian summer monsoon rainfall. *Atm. Res.* 232, 104680 doi:  
638 10.1016/j.atmosres.2019.104680

639 Ham, Y.-G., Choi, J.-Y., Kug, J.-S., 2017. The weakening of the ENSO-Indian Ocean  
640 Dipole (IOD) coupling strength in recent decades. *Clim. Dyn.* 49( 1), 249-261 doi:  
641 10.1007/s00382-016-3339-5

642 Han, W., Shinoda, T., Fu, L.L., McCreary, J.P., 2006. Impact of atmospheric  
643 intraseasonal oscillations on the Indian Ocean dipole during the 1990s. *J. Phys. Oceanogr.*  
644 111, 679-690 doi: 10.1175/JPO2892.1

645 Hastenrath, S., Nicklis, A., Greischar, L., 1993. Atmospheric-hydrospheric  
646 mechanisms of climate anomalies in the western equatorial Indian Ocean. *J. Geophys. Res.*  
647 98 (C11), 20219-20235 doi: 10.1029/93JC02330

648 Hastenrath, S., 2002. Dipoles, temperature gradients and tropical climate anomalies.  
649 Bull. Amer. Meteor. Soc. 83, 735-740 doi: 10.1175/1520-  
650 0477(2002)083<0735:WLACNM>2.3.CO;2

651 Hermes, J.C., Masumoto, Y., Beal, L.M., Roxy, M.K., Vialard, J., Andres, M.,  
652 Annamalai, H., Behera, S., D'Adamo, N., Doi, T., Feng, M., Han, W., Hardman-Mountford,  
653 N., Hendon, H., Hood, R., Kido, S., Lee, C., Lee, T., Lengaigne, M., Li, J., Lumpkin, R.,  
654 Navaneeth, K.N., Millingan, B., McPhaden, M.J., Ravichandran, M., Shinoda, T., Singh, A.,  
655 Sloyan, B., Strutton, P.G., Subramanian, A.C., Thurston, S, Tozuka, T., Ummenhofer, C.C.,  
656 Unnikrishnan, A.S., Venkatesan, R., Wang, D., Wiggert, J., Yu, L., Yu, W., 2019. A  
657 sustained ocean observing system in the Indian Ocean for climate related scientific  
658 knowledge and societal needs. Front. Mar. Sci. doi: 10.3389/fmars.2019.00355

659 Hersbach, H. and Dee, D.J.E.N., 2016. ERA5 reanalysis is in production. ECMWF  
660 Newsletter, 147(7), pp.5-6

661 Hong, C.C., Li, T., Ho, L., Chen, Y.C. 2010. Asymmetry of the Indian Ocean  
662 basinwide SST anomalies: Roles of ENSO and IOD. J. Clim. 23, 3563-3576 doi:  
663 10.1175/2010JCLI3320.1

664 Hong, C.C., Lu, M.M., Kanamitsu, M., 2008. Temporal and spatial characteristics of  
665 positive and negative Indian Ocean dipole with and without ENSO. J. Geophys. Res. Atmos.  
666 113, D08107 doi: 10.1029/2007JD009151

667 Hossain, I., Rasel, H.M., Imteaz, M.A., Mekanik, F., 2020. Long-term seasonal  
668 rainfall forecasting using linear and non-linear modelling approaches: a case study for  
669 western Australia. Meteor. Atm. Phys. 132, 131-141 doi: 10.1007/s00703-019-00679-4

670 Huang, B., Kinter, J.L., 2002. Interannual variability in the tropical Indian Ocean. J.  
671 Clim. 107 (C11) doi:10.1029/2001JC001278

672 Huang, B., Thorne, P.W., Banzon, V.F., Boyer, T., Chepurin, G., Lawrimore, J.H.,  
673 Menne, M.J., Smith, T.M., Vose, R.S. and Zhang, H.M., 2017. Extended reconstructed sea  
674 surface temperature, version 5 (ERSSTv5): upgrades, validations, and intercomparisons. *J.*  
675 *Clim.* 30(20), 8179-8205

676 Huang, P., Zheng, X.T., Ying, J., 2019. Disentangling the changes in the Indian  
677 Ocean Dipole-related SST and rainfall variability under global warming in CMIP5 models. *J.*  
678 *Clim.* 32, 3803-3818 doi: 10.1175/JCLI-D-18-0847.1

679 Hui, C., Zheng, X.T., 2018. Uncertainty in Indian Ocean dipole response to global  
680 warming: the role of internal variability. *Clim. Dyn.* doi: 10.1007/s00382-018-4098-2

681 Ihara, C., Kushnir, Y., Cane, M.A., De La Peña, V.H., 2007. Indian summer monsoon  
682 rainfall and its link with ENSO and Indian Ocean climate indices. *Int. J. Clim.* 27, 179-187  
683 doi: 10.1002/joc.1394

684 Izumo, T., de Boyer Montegut, C., Luo, J.-J., Behera, S.K., Masson S., Yamagata T.,  
685 2008. The role of the western Arabian Sea upwelling in Indian monsoon rainfall variability.  
686 *J. Clim.* 21, 5603-5623 doi: 10.1175/2008JCLI2158.1

687 Izumo, T., Vialard, J., Lengaigne, M., de Boyer Montégut, C., Behera, S.K, Luo, J.J.,  
688 Cravatte, S., Masson, S., Yamagata, T., 2010. Influence of the state of the Indian Ocean  
689 Dipole on the following year's El Niño. *Nature Geosci.* 3, 168-172 doi: 10.1038/ngeo760

690 Jain, S., Salunke, P., Mishra, S.K., Sahany, S. and Choudhary, N., 2019. Advantage  
691 of NEX-GDDP over CMIP5 and CORDEX Data: Indian Summer Monsoon. *Atm. Res.* 228,  
692 152-160 doi: 10.1016/j.atmosres.2019.05.026

693 Jayasankar, C.B., Surendran, S. and Rajendran, K., 2015. Robust signals of future  
694 projections of Indian summer monsoon rainfall by IPCC AR5 climate models: Role of

695 seasonal cycle and interannual variability. *Geophys. Res. Lett.* 42(9), 3513-3520 doi:  
696 10.1002/2015GL063659

697 Jourdain, N.C., Lengaigne, M., Vialard, J., Izumo, T., Sen Gupta, A., 2016. Further  
698 insights on the influence of the Indian Ocean dipole on the following year's ENSO from  
699 observations and CMIP5 models. *J. Clim.* 29, 637-658 doi: 10.1175/JCLI-D-15-0481.1

700 Kajtar, J.B., Santoso, A., England, M.H., Cai, W., 2016. Tropical climate variability:  
701 interactions across the Pacific, Indian, and Atlantic Oceans. *Clim. Dyn.* doi:10.1007/s00382-  
702 016-3199-z

703 Karamperidou, C., Cane, M.A., Lall, U., Wittemberg, A.T., 2014. Intrinsic  
704 modulation of ENSO predictability viewed through a local Lyapunov lens. *Clim. Dyn.* 42,  
705 253-270 doi: 10.1007/s00382-013-1759-z

706 Kayanne, H., Iijima, H., Nakamura, N., McClanahan, T.R., Behera, S., Yamagata, T.,  
707 2006. The Indian Ocean Dipole Index recorded in Kenyan coral annual density bands.  
708 *Geophys. Res. Lett.* 33, L19709 doi:10.1029/2006GL027168

709 Kinter, J.L. III, Miyakoda, K., Yang, S., 2002. Recent changes in the connection from  
710 the Asian monsoon to ENSO. *J. Clim.* 15, 1203-1215 doi: 10.1175/1520-  
711 0442(2002)015<1203:RCITCF>2.0.CO;2

712 Kirtman, B., Shukla, J., 2000. Influence of the Indian summer monsoon on ENSO.  
713 *Quart. J. Roy. Meteor. Soc.* 126, 213-239 doi: 10.1002/qj.49712656211

714 Kociuba, G., Power, S.B., 2015. Inability of CMIP5 models to simulate recent  
715 strengthening of the Walker circulation: Implications for projections. *J. Clim.* 28, 20-35 doi:  
716 10.1175/JCLI-D-13-00752.1

717 Krishnan, R., Mujumdar, M., Vaidya, V., Ramesh, K.V., Satyan, V., 2003. The  
718 Abnormal Indian Summer Monsoon of 2000. *J. Clim.* 16, 1177-1194

719           Krishan, R., Ayantika, D.C., Kumar, V., Pokhrel, S., 2011. The long-lived monsoon  
720   depressions of 2006 and their linkage with the Indian Ocean Dipole. *Int. J. Climatol.* 31,  
721   1334-1352 doi: 10.1002/joc.2156

722           Krishnaswamy, J., Vaidyanathan, S., Rajagopalan, B., et al, 2015. Non-stationary and  
723   non-linear influence of ENSO and Indian Ocean Dipole on the variability of Indian monsoon  
724   rainfall and extreme rain events. *Clim. Dyn.* 45, 175-184 doi: 10.1007/s00382-014-2288-0

725           Kug, J.-S., Ham, Y.-G., 2012. Indian Ocean feedback to the ENSO transition in a  
726   multi-model ensemble. *J. Clim.* 25, 6942-6957 doi: 10.1175/JCLI-D-12-00078.1

727           Kug, J.-S., Kang, I.-S., 2006. Interactive feedback between the Indian Ocean and  
728   ENSO. *J. Clim.* 19, 1784-1801 doi: 10.1175/JCLI3660.1

729           Kumar, K.K., Rajagopalan, B., Cane, M.A., 1999. On the weakening relationship  
730   between the Indian monsoon and ENSO. *Science* 284, 2156-2159 doi:  
731   10.1126/science.284.5423.2156

732           Lau, N.C., Nath, M.J., 2003. Atmosphere–ocean variations in the Indo-Pacific sector  
733   during ENSO episode. *J. Clim.* 16, 3-20 doi: 10.1175/1520-  
734   0442(2003)016<0003:AOVITI>2.0.CO;2

735           Lau, N.-C., Nath, M.J., 2004. Coupled GCM simulation of atmosphere-ocean  
736   variability associated with zonally asymmetric SST changes in the tropical Indian Ocean. *J.*  
737   *Clim.* 17, 245-265 doi: 10.1175/1520-0442(2004)017<0245:CGSOAV>2.0.CO;2

738           Lau, N.C., Nath, M.J., 2012. A Model Study of the Air–Sea Interaction Associated  
739   with the Climatological Aspects and Interannual Variability of the South Asian Summer  
740   Monsoon Development. *J. Clim.* 25, 839-857 doi: 10.1175/JCLI-D-11-00035.1

741 Lau, N.-C., Wang, B., 2006. Interactions between the Asian monsoon and the El Niño  
742 Southern Oscillation, in: Wang, B., (Eds), The Asian Monsoon. Springer-Praxis, Chichester,  
743 pp 479-511

744 Li, G., Xie, S.P., Du, Y., 2015. Monsoon-induced biases of climate models over the  
745 tropical Indian Ocean. *J. Clim.* 28, 3058-3072 doi: 10.1175/JCLI-D-14-00740.1

746 Li, Z., Lin, X. and Cai, W., 2017. Realism of modelled Indian summer monsoon  
747 correlation with the tropical Indo-Pacific affects projected monsoon changes. *Sci. Rep.* 7(1),  
748 1-7 doi: 10.1038/s41598-017-05225-z

749 Li, T., Wang, B., Chang, C.P., Zhang, Y.S., 2003. A theory for the Indian Ocean  
750 dipole-zonal mode. *J. Atmos. Sci.* 60, 2119-2135 doi: 10.1175/1520-  
751 0469(2003)060<2119:ATFTIO>2.0.CO;2

752 Li, T., Liu, P., Fu, X., Wang, B., Meehl, G.A., 2006. Spatiotemporal structures and  
753 mechanisms of the Tropospheric Biennial Oscillation in the Indo-Pacific warm ocean  
754 regions. *J. Clim.* 19, 3070-3087 doi: 10.1175/JCLI3736.1

755 Loschnigg, J., Meehl, G.A., Webster, P.J., Arblaster, J.M., Compo, G.P., 2003. The  
756 Asian monsoon, the tropospheric biennial oscillation and the Indian Ocean dipole in the  
757 NCAR CSM. *J. Clim.* 16, 2138-2158 doi: 10.1175/1520-  
758 0442(2003)016<1617:TAMTTB>2.0.CO;2

759 Lu, B., Ren, H.-L., 2020. What caused the extreme Indian Ocean Dipole event in  
760 2019? *Geophys. Res. Lett.* 47, e2020GL087768 doi: 10.1029/2020GL087768

761 Luo, J.J., Zhang, R., Behera, S.K., Masumoto, Y., Jin, F.F., Lukas, R., Yamagata, T.,  
762 2010. Interactions between El Niño and extreme Indian Ocean dipole. *J. Clim.* 23, 726-742  
763 doi: 10.1175/2009JCLI3104.1

764 Manatsa, D., Behera, S.K., 2013. On the epochal strengthening in the relationship  
765 between rainfall of East Africa and IOD. *J. Clim.* 26, 5655-5673 doi: 10.1175/JCLI-D-12-  
766 00568.1

767 McPhaden, M.J., Nagura, N., 2014. Indian Ocean dipole interpreted in terms of  
768 recharge oscillator theory. *Clim. Dyn.* 42, 1569-1586 doi: 10.1007/s00382-013-1765-1

769 Meehl, G.A., Arblaster, J.M., 2002. Indian monsoon GCM sensitivity experiments  
770 testing tropospheric biennial oscillation transition conditions. *J. Clim.* 15, 923-944 doi:  
771 10.1175/1520-0442(2002)015<0923:IMGSET>2.0.CO;2

772 Meehl, G.A., Arblaster, J.M., Loschnigg, J., 2003. Coupled ocean-atmosphere  
773 dynamical processes in the tropical Indian and Pacific oceans and the TBO. *J. Clim.* 16,  
774 2138-2158 doi:10.1175/2767.1

775 Murtugudde, R., Beauchamp, J., Bussalacchi, A., Nerem, S., 1995. Secular sea-level  
776 change in the Indian Ocean: Comparison of model result with TOPEX/Poseidon data. *Trans.*  
777 *Am. Geophys. Union (EOS)*, 76, G32A–63211

778 Murtugudde, R., Goswami, B.N., Busalacchi, A.J., 1998. Air sea interactions in the  
779 southern Indian Ocean and its relation to interannual variability of the monsoons over India.  
780 *Proceedings of the International Conference on Monsoon and Hydrological Cycle*, Kyongju,  
781 Korea, 184–188.

782 Murtugudde, R., Busalacchi, A.J., 1999. Internannual variability of the dynamics and  
783 thermodynamics of the tropical Indian Ocean. *J. Clim.* 12, 2300-2326 doi: 10.1175/1520-  
784 0442(1999)012<2300:IVOTDA>2.0.CO;2

785 Murtugudde, R., Busalacchi, A.J., McCreary, J.P., 2003. Comment on “Dipoles,  
786 temperature gradients and tropical climate anomalies”. *Bull. Amer. Meteor. Soc.* 84, 1422-  
787 1423 doi: 10.1175/BAMS-84-10-1422

788 Nakamura, N., Kayanne, H., Iijima, H., McClanahan, T.R., Behera, S.K., Yamagata,  
789 T., 2009. Mode shift in the Indian Ocean climate under global warming stress. *Geophys. Res.*  
790 *Lett.* 36, 23, L23708 doi: 10.1029/2009GL040590

791 Ng, B., Cai, W., Cowan, T., Bi, D., 2018. Influence of internal climate variability on  
792 Indian Ocean dipole properties. *Sci. Rep.* 8, 13500 doi: 10.1038/s41598-018-31842-3

793 O'Neill, B.C., Tebaldi, C., van Vuuren, D.P., Eyring, V., Friedlingstein, P., Hurtt, G.,  
794 Knutti, R., Kriegler, E., Lamarque, J.-F., Lowe, J., Meehl, G.A., Moss, R., Riahi, K.,  
795 Sanderson, B.M., 2016. The Scenario Model Intercomparison Project (ScenarioMIP) for  
796 CMIP6. *Geosci. Model Dev.*, 9, 3461-3482 doi: 10.5194/gmd-9-3461-2016

797 Pai, D.S., Sridhar, L., Rajeevan, M., Sreejith, O.P., Satbhai, N.S. and Mukhopadhyay,  
798 B., 2014. Development of a new high spatial resolution (0.25× 0.25) long period (1901–  
799 2010) daily gridded rainfall data set over India and its comparison with existing data sets  
800 over the region. *Mausam*, 65(1), 1-18

801 Pepler, A., Timbal, B., Rakich, C., Coutts-Smith, A., 2014. Indian Ocean dipole  
802 overrides ENSO's influence on cool season rainfall across the eastern seaboard of Australia.  
803 *J. Clim.* 27, 3816-3826 doi: 10.1175/JCLI-D-13-00554.1

804 Rahaman, H., Srinivasu, U., Panickal, S., Durgadoo, J.V., Griffies, S.M.,  
805 Ravichandran, M., Bozec, A., Cherchi, A., Voltaire, A., Sidorenko, D., Chassignet, E.P.,  
806 Danabasoglu, G., Tsujino, H., Getzlaff, K., Ilicak, M., Bentsen, M., Long, M.C., Fogli, P.G.,  
807 Farneti, R., Danilov, S., Marsland, S.J., Valcke, S., Yeager, S.G., Wang, Q., 2020. An  
808 assessment of the Indian Ocean mean state and seasonal cycle in a suite of interannual  
809 CORE-II simulations. *Oc. Modell.* doi: 10.1016/j.ocemod.2019.101503



810 Rao, K.G., Goswami, B.N., 1988. Interannual variations of sea surface temperature  
811 over the Arabian Sea and the Indian monsoon: a new perspective. *Mon. Weath. Rev.* 116,  
812 558-568

813 Rao, S.A., Yamagata, T., 2004. Abrupt termination of Indian Ocean dipole events in  
814 response to intraseasonal disturbances. *Geophys. Res. Lett.* 31, L19306  
815 doi:10.1029/2004GL020842

816 Rao, S.A., Behera, S.K., Masumoto, Y., Yamagata, T., 2002. Interannual subsurface  
817 variability in the Tropical Indian Ocean with a special emphasis on the Indian Ocean Dipole.  
818 *Deep-Sea Res.* 49, 1549-1572

819 Rao, S.A., Luo, J.J., Behera, S.K., Yamagata, T., 2009. Generation and termination of  
820 Indian Ocean dipole events in 2003, 2006 and 2007. *Clim. Dyn.* 33, 751-767 doi:  
821 10.1007/s00382-008-0498-z

822 Rasmusson, E.M., Carpenter, T.H., 1983. The relationship between eastern equatorial  
823 Pacific sea surface temperature and rainfall over India and Sri Lanka. *Mon. Wea. Rev.* 111,  
824 517-528 doi:10.1175/1520-0493(1983)111<0517:TRBEEP>2.0.CO;2

825 Rayner, N.A., Parker, D.E., Horton, E.B., Folland, C.K., Alexander, L.V., Rowell,  
826 D.P., Kent, E.C., Kaplan, A., 2003, Global analyses of sea surface temperature, sea ice, and  
827 night marine air temperature since the late nineteenth century. *J. Geophys. Res.*, 108 D14,  
828 4407 doi: 10.1029/2002JD002670

829 Reverdin, G., Cadet, D., Gutzler, D., 1986. Interannual displacements of convection  
830 and surface circulation over the equatorial Indian Ocean. *Quart. J. Roy. Meteorol. Soc.* 112,  
831 43-46 doi: 10.1002/qj.49711247104

832 Sahu, N., Behera, S.K., Yamashiki, Y., Takara, K., Yamagata, T., 2012. IOD and  
833 ENSO impacts on the extreme stream-flows of Citarum river in Indonesia. *Clim. Dyn.*  
834 doi:10.1007/s00382-011-1158-2.

835 Saji, N.H., 2018. The Indian Ocean Dipole. *Oxf Res Encycl Clim Sci* doi :  
836 10.1093/acref ore/97801 90228 620.013.619

837 Saji, N.H., Goswami, B.N., Vinaychandran, P.N., Yamagata, T., 1999. A dipole mode  
838 in the tropical Indian Ocean. *Nature* 401, 360-363 doi: 10.1038/43854

839 Santoso, A., England, M.H., Cai, W., 2012. Impact of Indo-Pacific feedback  
840 interactions on ENSO dynamics diagnosed using ensemble climate simulations. *J. Clim.* 25,  
841 7743-7763 doi: 10.1175/JCLI-D-11-00287.1

842 Schott, F.A., Xie, S.-P., McCreary, J.P., 2009. Indian Ocean circulation and climate  
843 variability. *Rev. Geophys.* 47, RG1002 doi: 10.1029/2007rg000245

844 Shukla, R.P., Huang, B., 2016: Interannual variability of the Indian summer monsoon  
845 associated with the air–sea feedback in the northern Indian Ocean. *Clim. Dyn.* 46, 1977-1990  
846 doi: 10.1007/s00382-015-2687-x

847 Sikka, D.R., 1980. Some aspects of the large-scale fluctuations of summer monsoon  
848 rainfall over India in relations to fluctuations in the planetary and regional scale circulation  
849 parameters. *J. Earth Syst. Sci.* 89, 179-195 doi: 10.1007/BF02913749

850 Slingo, J.M., Annamalai, H., 2000. 1997: The El Niño of the century and the response  
851 of the Indian summer monsoon. *Mon. Wea. Rev.* 128, 1778-1797 doi: 10.1175/1520-  
852 0493(2000)128<1778:TENOOT>2.0.CO;2

853 Sreejith, O.P., Panickal, S., Rajeevan, M., 2015. An Indian precursor for Indian  
854 summer monsoon rainfall variability. *Geophys. Res. Lett.* 42(21), 9345-9354 doi:  
855 10.1002/2015GL065950

856 Srinivasan, J., Nanjundiah, R.S., 2002. The evolution of Indian summer monsoon in  
857 1997 and 1983. *Meteor. Atm. Phys.* 79(3-4), 243-257 doi: 10.1007/s007030300006

858 Srivastava, A., Pradhan, M., Goswami, B.N., Rao, S.A., 2019. Regime shift of Indian  
859 summer monsoon rainfall to a persistent arid state: external forcing versus internal  
860 variability. *Met. Atm. Phys.* 131, 211-224 doi: 10.1007/s00703-017-0565-2

861 Stuecker, M.F., Timmermanns, A., Jin, F.F., Chikamoto, Y., Zhang, W., Wittenberg,  
862 A.T., Widiastih, E., Zhao, S., 2017. Revisiting ENSO/Indian Ocean dipole phase  
863 relationships. *Geophys. Res. Lett.* 44, 2481-2492 doi: 10.1002/2016GL072308

864 Taschetto, A.S., Ambrizzi, T., 2012. Can Indian Ocean SST anomalies influence  
865 South American rainfall? *Clim. Dyn.* 38, 1615-1628 doi: 10.1007/s00382-011-1165-3

866 Terray, P., Dominiak, S., Delecluse, P., 2005. Role of the southern Indian Ocean in  
867 the transitions of the monsoon-ENSO system during recent decades. *Clim. Dyn.* 24,169-195  
868 doi: 10.1007/s00382-004-0480-3

869 Terray, P., Chauvin, F., Douville, H., 2007. Impact of southeast Indian Ocean sea  
870 surface temperature anomalies on monsoon-ENSO dipole variability in a coupled ocean-  
871 atmosphere model. *Clim. Dyn.* 28, 553-580 doi: 10.1007/s00382-006-0192-y

872 Terray, P., Kamala, K., Masson, S., Madec, G., Sahai, A.K., Luo, J.J., Yamagata, T.,  
873 2012. The role of the intra-daily SST variability in the Indian monsoon variability and  
874 monsoon-ENSO–IOD relationships in a global coupled model. *Clim. Dyn.* 39, 729-754 doi:  
875 10.1007/s00382-011-1240-9

876 Terray, P., Masson, S., Prodhomme, C., Roxy, M.K., Sooraj, K.P., 2016. Impacts of  
877 Indian and Atlantic oceans on ENSO in a comprehensive modeling framework. *Clim. Dyn.*  
878 46, 2507-2533 doi: 10.1007/s00382-015-2715-x

879 Ummerhofer, C.C., Schwarzkopf, F.U., Meyers, G.A., Behrens, E., Biastoch, A.,  
880 Boning, C.W., 2013 Pacific Ocean contribution to the asymmetry in eastern Indian Ocean  
881 variability. *J. Clim.* 26, 1152-1171 doi: 10.1175/JCLI-D-11-00673.1

882 Ummerhofer, C.C., Sen Gupta, A., Briggs, P.R., England, M.H., McIntosh, P.C.,  
883 Meyers, G.A., Pook, M.J., Raupach, M.R., Risbey, J.S., 2011. Indian and Pacific ocean  
884 influences on southeast Australian drought and soil moisture. *J. Clim.* 24, 1313-1336 doi:  
885 10.1175/2010JCLI3475.1

886 Vecchi, G.A., Soden, B.J., Wittenberg, A.T., Held, I.M., Leetma, A., Harrison, M.J.,  
887 2006. Weakening of tropical Pacific atmospheric circulation due to anthropogenic forcing.  
888 *Nature* 441, 73-76 doi: 10.1038/nature04744

889 Walker, G.T., 1924. Correlation in seasonal variations of weather - A further study of  
890 world weather. *Mon. Wea. Rev.* doi: 10.1175/1520-0493(1925)53<252:CISVOW>2.0.CO;2

891 Wang, H., Murtugudde, R., Kumar, A., 2016: Evolution of Indian Ocean dipole and  
892 its forcing mechanisms in the absence of ENSO. *Clim. Dyn.* 47, 2481-2500  
893 doi:10.1007/s00382-016-2977-y

894 Wang, H., Kumar, A., Murtugudde, R., Narapusetty, B., Seip, K., 2019. Covariations  
895 between the Indian Ocean dipole and ENSO: A modeling study. *Clim. Dyn.* 53, 5743-5761  
896 doi: 10.1007/s00382-019-04895-x

897 Webster, P.J., Hoyos, C.D., 2010. Beyond the spring barrier? *Nature Geosci.* 3, 152-  
898 153 doi: 10.1038/ngeo800

899 Webster, P.J., Magana, V., Palmer, T.N., Shukla, J., Tomas, R.A., Yanai, M.,  
900 Yasunari, T., 1998. Monsoons: processes, predictability and the prospects for prediction. *J.*  
901 *Geophys. Res.* 103, 14451-14510 doi: 10.1029/97JC02719

902 Webster, P.J., Moore, A.M., Loschnigg, J.P., Leben, R.R., 1999. Coupled ocean-  
903 atmosphere dynamics in the Indian Ocean during 1997-1998. *Nature* 401, 356-360 doi:  
904 10.1038/43848

905 Weller, E., Cai, W., 2013. Asymmetry in the IOD and ENSO teleconnection in a  
906 CMIP5 model ensemble and its relevance to regional rainfall. *J. Clim.* 26(14), 5139-5149  
907 doi: 10.1175/JCLI-D-12-00789.1

908 Wieners, C.E., Dijkstra, H.A., de Ruijter, W.P.M., 2017a. The influence of the Indian  
909 Ocean on ENSO stability and flavor. *J. Clim.* 30, 2601-2620 doi: 10.1175/JCLI-D-16-0516.1

910 Wieners, C.E., Dijkstra, H.A., de Ruijter, W.P.M., 2017b. The influence of  
911 atmospheric convection on the interaction between the Indian Ocean and ENSO. *J. Clim.* 30,  
912 10155-10178 doi: 10.1175/JCLI-D-17-0081.1

913 Wittenberg, A.T., 2009. Are historical records sufficient to constrain ENSO  
914 simulations? *Geophys. Res. Lett.* 36, L12702 doi: 10.1029/2009GL038710

915 Wittenberg, A.T., Rosati, A., Delworth, T.L., Vecchi, G.A., Zeng, F., 2014. ENSO  
916 modulations: Is it decadal predictable? *J. Clim.* 27, 2667-2681 doi: 10.1175/JCLI-D-13-  
917 00577.1

918 Wu, R., Kirtman, B., 2004. Impact of the Indian Ocean on the Indian summer  
919 monsoon-ENSO relationship. *J. Clim.* 17, 3037-3054 doi: 10.1175/1520-  
920 0442(2004)017<3037:IOTIOO>2.0.CO;2

921 Xie, S.P., Annamalai, H., Schott, F.A., McCreary, J.P., 2002. Structure and  
922 mechanisms of south Indian Ocean climate variability. *J. Clim.* 15(8) 864-878 doi:  
923 10.1175/1520-0442(2002)015<0864:SAMOSI>2.0.CO;2

924 Yamagata, T., Behera, S.K., Rao, S.A., Saji, N.H., 2003. Comments on “Dipoles,  
925 temperature gradients and tropical climate anomalies”. *Bull. Amer. Meteor. Soc.* 84, 1418-  
926 1422

927 Yamagata, T., Behera, S.K., Luo, J.J., Masson, S., Jury, M.R., Rao, S.A., 2004.  
928 Coupled ocean-atmospheric variability in the tropical Indian Ocean. *Earth Climate: The*  
929 *Ocean-Atmosphere Interaction*, Geophys. Monogr. No. 147, American Geophysical Union,  
930 189-212

931 Yang, J., Liu, Q., Xie, X.-P., Liu, Z., Wu, L., 2007. Impact of the Indian Ocean SST  
932 basin mode on the Asian summer monsoon. *Geophys. Res. Lett.* 34, L02708,  
933 doi:10.1029/2006GL028571.

934 Yuan, Y., Li, C.Y., 2008. Decadal variability of the IOD-ENSO relationship. *Chin.*  
935 *Sci. Bull.* 53, 1745-1752 doi: 10.1007/s11434-008-0196-6

936 Zhao, Y., Nigam, S., 2015. The Indian Ocean dipole: a monopole in SST. *J. Clim.* 28,  
937 3-19 doi: 10.1175/JCLI-D-14-00047.1

938 Zhao, S., Jin, F.-F., Stuecker, M.F., 2019. Improved predictability of the Indian  
939 Ocean Dipole using seasonally modulated ENSO forcing forecasts. *Geophys. Res. Lett.* 46,  
940 9980-9990 doi: 10.1029/2019GL084196

941 Zheng, X.T., Xie, S.P., Vecchi, G.A., Liu, Q., Hafner, J., 2010. Indian Ocean dipole  
942 response to global warming: Analysis of ocean-atmosphere feedbacks in a coupled model. *J.*  
943 *Clim.* 23, 1240-1253 doi: 10.1175/2009JCLI3326.1

944 Zheng, X.T., Xie, S.P., Du, Y., Liu, L., Huang, G., Liu, Q., 2013. Indian Ocean dipole  
945 response to global warming in the CMIP5 multi-model ensemble. *J. Clim.* 26, 6067-6080  
946 doi:10.1175/JCLI-D-12-00638.1

947 Zhou, Q., Duan, W., Mu, M., Feng, R., 2015. Influence of positive and negative  
948 Indian Ocean dipoles on ENSO via the Indonesian throughflow: Results from sensitivity  
949 experiments. *Adv. Atm. Sci.* 32, 783-793 doi: 10.1007/s00376-014-4141-0

950 Zhou, T., Turner, A.G., Kinter, J.L., Wang, B., Qian, Y., Chen, X., Wu, B., Liu, B.,  
951 Zou, L., He, B., 2016: GMMIP (v1.0) contribution to CMIP6: global monsoons model inter-  
952 comparison project. *Geosci. Model Dev.* 9, 3589-3604 doi: 10.5194/gmd-9-3589-2016

953 Zubair, L., Rao, S.A., Yamagata, T., 2003. Modulation of Sri Lankan Maha rainfall  
954 by the Indian Ocean Dipole. *Geophys. Res. Lett.* 30(2) doi: 10.1029/2002GL015639

955

956 **Figure captions:**

957 **Fig. 8-1:** Schematic of the Indian Ocean Dipole in its positive phase with warm SST anomalies on the  
958 west and cold SST anomalies toward the coast of Sumatra. The green arrows indicate the direction of the  
959 prevailing corresponding surface winds.

960 **Fig. 8-2:** Normalized monthly IOD index (std) defined as anomalous SST gradient between the western  
961 equatorial Indian Ocean (50°E-70°E and 10°S-10°N) and the southeastern equatorial Indian Ocean (90°E-  
962 110°E and 10°S-0°N). Anomalies have been downloaded from  
963 [https://psl.noaa.gov/gcos\\_wgsp/Timeseries/DMI/](https://psl.noaa.gov/gcos_wgsp/Timeseries/DMI/), but 2019 values have been integrated from JAMSTEC  
964 repository (<http://www.jamstec.go.jp/virtualearth/general/en/index.html>). Red and blue markers along 6  
965 and -6 std correspond to NINO3.4 anomalies (1981-2010 mean removed) larger than 0.5°C. NINO3.4  
966 anomalies have been downloaded from [https://psl.noaa.gov/gcos\\_wgsp/Timeseries/Nino34/](https://psl.noaa.gov/gcos_wgsp/Timeseries/Nino34/). As indicated  
967 in the respective websites, both IOD and NINO3.4 values are computed from the HadISST1 dataset  
968 (Rayner et al., 2003).

969 **Fig. 8-3:** (a) Positive IOD composite of specific humidity (mm, shaded) and moisture flux (integrated  
970 up to 300 hPa, kg/m/s, vectors) anomalies averaged in summer (JJAS). The figure is taken from Behera  
971 and Ratnam (2018); (b) schematic of the IOD influence on ISM rainfall embedded in the TBO (adapted

972 from the scheme in Webster and Hoyos (2010).

973 **Fig. 8-4:** June to September (a-d) rainfall (shading), 850-hPa wind (vectors), and (e-h) 200-hPa  
974 velocity potential anomalies regressed onto normalized boreal fall (i.e., SON) SST anomalies over the  
975 eastern IOD pole (domain: 90°E–110°E, 10°S–0°) when ENSO is removed. Significant anomalies at the  
976 90% level are shown with black contours for rainfall and 200-hPa velocity potential anomalies, and with  
977 purple vectors for 850-hPa wind anomalies. Positive 200-hPa velocity potential anomalies correspond to  
978 abnormal upper-level mass flux convergence. Adapted from Cretat et al. (2017).

979 **Fig. 8-5:** 2019 case from (a) June to (d) September for SST (°C), 850 hPa winds (m/s) and precipitation  
980 (mm) anomalies with respect to 1980-2010 mean climatology. SST data is taken from ERSSTv5 (Huang et  
981 al. 2017), 850 hPa wind vectors are obtained from ECMWF ERA5 reanalysis (Hersbach and Dee, 2016)  
982 and precipitation from daily gridded rainfall dataset over India (Pai et al. 2014).

983 **Fig. 8-6:** (a) Monthly DMI index (anomalies, °C) for 20th and 21st centuries from a subset of CMIP6  
984 models (Table 1). The index has been computed as in Fig. 2 (same areas difference and anomalies with  
985 respect to the 1980-2010 mean climatology). The index has been computed for each model and then  
986 averaged to obtain the ensemble mean. (b,c) SST (°C, shaded) and (d,e) precipitation (mm/day, shaded)  
987 and 850 hPa wind (m/s, vectors) regressed on the DMI index (values for 1°C change in the index) for JJAS  
988 mean during the historical period and the future projection, respectively. One member for each model has  
989 been considered. For the 21st century, the SSP5-8.5 scenario has been used. In panels c and e, the  
990 timeseries have been detrended before computing the regression, to keep out the trend from the related  
991 variability.