



HAL
open science

Soliton mode-locked Yb:Ca₃Gd₂(BO₃)₄ laser

Huang-Jun Zeng, Zhang-Lang Lin, Wen-Ze Xue, Ge Zhang, Yujin Chen, Zhongben Pan, Valentin Petrov, Pavel Loiko, Xavier Mateos, Yongguang Zhao, et al.

► **To cite this version:**

Huang-Jun Zeng, Zhang-Lang Lin, Wen-Ze Xue, Ge Zhang, Yujin Chen, et al.. Soliton mode-locked Yb:Ca₃Gd₂(BO₃)₄ laser. Optics Express, 2022, 30 (7), pp.11833-11839. 10.1364/OE.456147 . hal-03858705

HAL Id: hal-03858705

<https://hal.science/hal-03858705>

Submitted on 17 Nov 2022

HAL is a multi-disciplinary open access archive for the deposit and dissemination of scientific research documents, whether they are published or not. The documents may come from teaching and research institutions in France or abroad, or from public or private research centers.

L'archive ouverte pluridisciplinaire **HAL**, est destinée au dépôt et à la diffusion de documents scientifiques de niveau recherche, publiés ou non, émanant des établissements d'enseignement et de recherche français ou étrangers, des laboratoires publics ou privés.



Distributed under a Creative Commons Attribution 4.0 International License



Soliton mode-locked Yb:Ca₃Gd₂(BO₃)₄ laser

HUANG-JUN ZENG,¹ ZHANG-LANG LIN,¹ WEN-ZE XUE,¹ GE ZHANG,¹ YUJIN CHEN,¹ ZHONGBEN PAN,^{2,8}  VALENTIN PETROV,³  PAVEL LOIKO,⁴ XAVIER MATEOS,⁵  YONGGUANG ZHAO,⁶  HAIFENG LIN,⁷ LI WANG,³  AND WEIDONG CHEN^{1,3,9} 

¹Fujian Institute of Research on the Structure of Matter, Chinese Academy of Sciences, 350002 Fuzhou, China

²Institute of Chemical Materials, China Academy of Engineering Physics, 621900 Mianyang, China

³Max Born Institute for Nonlinear Optics and Short Pulse Spectroscopy, Max-Born-Str. 2a, 12489 Berlin, Germany

⁴Centre de Recherche sur les Ions, les Matériaux et la Photonique (CIMAP), UMR 6252

CEA-CNRS-ENSICAEN, Université de Caen, 6 Boulevard Maréchal Juin, 14050 Caen Cedex 4, France

⁵Universitat Rovira i Virgili, URV, Física i Cristal·lografia de Materials i Nanomaterials (FiCMA-FiCNA)-Marcel·lí Domingo 1, 43007 Tarragona, Spain

⁶Jiangsu Key Laboratory of Advanced Laser Materials and Devices, Jiangsu Normal University, 221116 Xuzhou, China

⁷College of Physics and Optoelectronic Engineering, Shenzhen University, 518118 Shenzhen, China

⁸pzb8625@126.com

⁹chenweidong@fjirsm.ac.cn

Abstract: We report on a soliton mode-locked Yb:Ca₃Gd₂(BO₃)₄ laser at ~1.06 μm stabilized by a semiconductor saturable absorber mirror. Pumping with a single-transverse mode, fiber-coupled laser diode at 976 nm, the Yb:Ca₃Gd₂(BO₃)₄ laser delivers soliton pulses as short as 39 fs at a central wavelength of 1059.2 nm with an average output power of 70 mW and a pulse repetition rate of ~67.3 MHz.

© 2022 Optica Publishing Group under the terms of the [Optica Open Access Publishing Agreement](#)

1. Introduction

Ytterbium (Yb³⁺) doped calcium rare-earth orthoborate crystals with the general chemical formula Yb:Ca₃RE₂(BO₃)₄, where RE = Y, La, Gd, and Lu are passive host-forming ions, represent one of the disordered borate crystal classes which exhibit “glassy-like” spectroscopic properties. Indeed, they possess broad, flat and smooth gain profiles at ~1 μm which are attractive for broadband wavelength tuning and generation of femtosecond (fs) pulses from mode-locked (ML) lasers [1–3]. Besides, these crystals melt congruently at a relatively low temperature (~1400°C) and thus can be easily grown by the conventional Czochralski method with large volume for laser applications [1].

As a member of the above orthoborate crystal family, Yb³⁺-doped calcium gadolinium borate, i.e., Yb:Ca₃Gd₂(BO₃)₄ (abbreviated Yb:GdCB), crystallizes in the orthorhombic class with a centrosymmetric space group $D_{2h}^{16} - P_{nma}$. Yb:GdCB is a disordered multi-site crystal exhibiting three non-equivalent cationic sites which are statistically occupied by the host-forming Ca²⁺ and Gd³⁺, and the dopant Yb³⁺ ions. The structural disorder results in considerable inhomogeneous spectral line broadening for Yb:GdCB (a “glassy-like” behavior). As for other borate crystals such as Yb:Ca₄REO(BO₃)₃, Yb³⁺ ions in GdCB experience a strong crystal field leading to a relatively large ground-state (²F_{7/2}) splitting. The low-temperature spectroscopic study of the Yb:GdCB crystal performed in [4] indicated the value of $\Delta E(^2F_{7/2})$ to be ~735 cm⁻¹, which is beneficial for low-threshold laser operation and weak temperature sensitivity. In addition, Yb:GdCB shows a relatively broad zero-phonon line (ZPL) absorption width, which is almost three times broader compared to other well-known Yb³⁺-doped disordered borates, e.g., Yb:Ca₄YO(BO₃)₃ (FWHM

of ~ 2.5 nm) and Yb:Ca₄GdO(BO₃)₃ (FWHM of ~ 2.2 nm) [5]. This property will significantly release the spectral bandwidth requirement for power scalable operation of Yb:GdCB lasers pumped with high-power and highly multi-transverse mode InGaAs laser diodes. Although the Yb:GdCB crystal exhibits a relatively low thermal conductivity of only ~ 0.92 W/mK [6], it is still very attractive due to its excellent potential for minimizing the pulse duration achievable from ML oscillators utilizing its extremely broad, flat and smooth gain spectral profiles.

Very recently, we demonstrated the first passively ML operation of a Yb:GdCB laser. Using a commercial Semiconductor Saturable Absorber Mirror (SESAM) as a saturable absorber, 96 fs pulses were directly generated from the Yb:GdCB laser at 1045 nm with an average output power of 205 mW [7]. In the present work, we focus on exploiting the broadband gain profiles of the Yb:GdCB crystal for further pulse shortening via the soliton pulse shaping technique stabilized by a SESAM. Pumped with a single-transverse mode, fiber-coupled laser diode, sub-40 fs pulse generation is demonstrated from a soliton ML Yb:GdCB laser, for the first time, to the best of our knowledge.

2. Experimental setup

As a gain material, we have used a 5 at.% Yb³⁺-doped GdCB crystal grown by the Czochralski method. The actual Yb³⁺ ion density in the crystal N_{Yb} was 4.15×10^{20} cm⁻³. A rectangular laser element was cut for light propagation along the crystallographic *a*-axis (*a*-cut). The laser element was polished to laser quality from both sides with good parallelism and remained uncoated. Its aperture was 4×4 mm² and its thickness was 3 mm. The crystal orientation was selected to ensure access to the high-gain laser polarization $\mathbf{E} \parallel \mathbf{c}$.

Room-temperature (RT) absorption (σ_{abs}) and stimulated-emission (SE, σ_{SE}) cross-section spectra for $\mathbf{E} \parallel \mathbf{c}$ light polarization is shown in Fig. 1(a). The maximum σ_{abs} is 0.74×10^{-20} /cm² at 976.8 nm corresponding to the ZPL the so-called zero-phonon line (ZPL) at RT and the absorption bandwidth (determined at the FWHM) is as broad as 7.5 nm. The gain cross-section, $\sigma_{\text{gain}} = \beta\sigma_{\text{SE}} - (1 - \beta)\sigma_{\text{abs}}$, spectra of Yb:GdCB for the same polarization were also calculated at different inversion ratios, $\beta = N_2(^2F_{5/2})/N_{\text{Yb}}$, as shown in Fig. 1(b), to estimate the gain bandwidth. The gain profiles are broad, smooth and almost flat (especially for small β). The maximum in the gain spectra experiences a blue-shift with the inversion ratio β due to reduced reabsorption (increased bleaching of the ground-state); a typical behavior for quasi-three-level Yb³⁺ lasers. The luminescence lifetime of the upper laser level (²F_{5/2}) of Yb³⁺ ions in GdCB is $\tau_{\text{lum}} = 644$ μ s. These spectroscopic data indicate an excellent potential for sub-50-fs pulse generation from passively ML lasers.

The configuration of the ML Yb:GdCB laser is shown in Fig. 2. An X-folded astigmatically compensated standing-wave cavity was employed. The *a*-cut laser crystal was placed at Brewster's angle between the two concave folding mirrors M₁ and M₂ (radius of curvature, RoC = -100 mm) to fulfill the minimum loss condition for the laser beam in $\mathbf{E} \parallel \mathbf{c}$ polarization and mounted in a copper holder without active cooling. The unpolarized pump source was a single-transverse-mode fiber-coupled InGaAs laser diode that operated with a maximum incident power of 1.29 W at 976 nm and emitted a nearly diffraction-limited beam with a propagation factor (M^2) of ~ 1.02 . The wavelength of the diode laser was locked by a fiber Bragg grating (FBG) with a spectral linewidth (FWHM) of 0.2 nm. Thus, the pump radiation spectrally well matched the maximum of the ZPL of Yb³⁺ ions in GdCB. The pump beam was collimated by an aspherical lens L₁ (focal length: $f = 26$ mm) and then focused into the laser crystal with an achromatic doublet lens L₂ ($f = 100$ mm) yielding a beam waist (radius) of $18.7 \mu\text{m} \times 37.5 \mu\text{m}$ in the sagittal and tangential planes, respectively.

For ML operation, a commercial SESAM (BATOP, GmbH) with a modulation depth of $\sim 1.2\%$ at 1040 nm, a relaxation time of ~ 1 ps and a non-saturable loss of $\sim 0.8\%$ was used to initiate and stabilize the soliton ML operation. A curved mirror M₃ (RoC = -100 mm) was implemented to

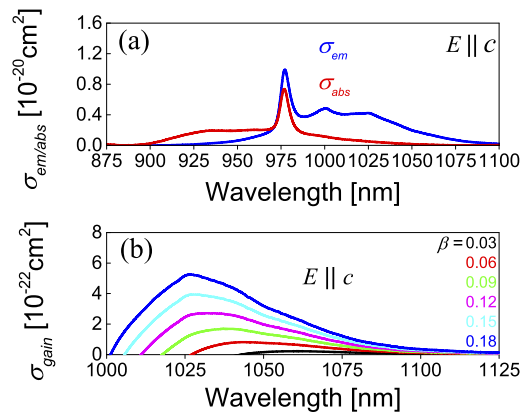


Fig. 1. Room-temperature spectroscopy of the Yb:GdCB crystal for light polarization $E \parallel c$: (a) absorption (σ_{abs}) and stimulated-emission (SE, σ_{SE}) cross-sections; (b) gain cross-sections (σ_{gain}), β is the inversion ratio.

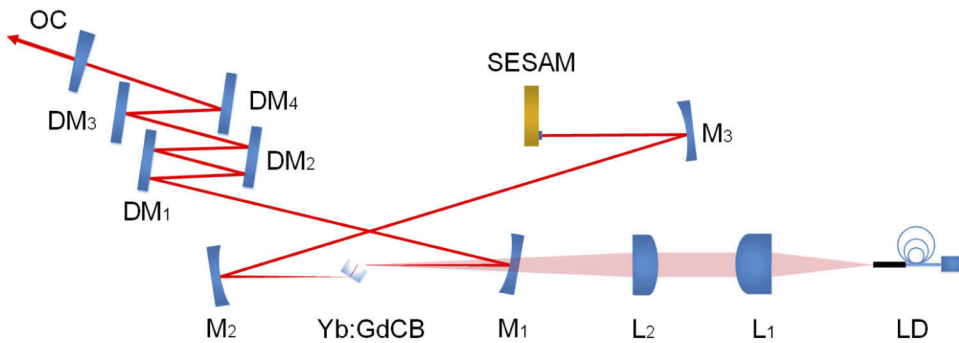


Fig. 2. Experimental setup of the ML Yb:GdCB laser. LD: fiber-coupled laser diode; L_1 : aspherical lens; L_2 : achromatic doublet lens; $M_1 - M_3$: concave mirrors; $DM_1 - DM_4$: flat dispersive mirrors; OC: output coupler; SESAM: SEmiconductor Saturable Absorber Mirror.

create a second beam waist on the SESAM with a beam radius of $\sim 65 \mu\text{m}$ to ensure its efficient bleaching. Four flat dispersive mirrors (DMs) were applied in the other cavity arm with a negative group delay dispersion (GDD) per bounce of: $DM_1 = DM_2 = -55 \text{ fs}^2$, $DM_3 = DM_4 = -250 \text{ fs}^2$ to compensate the material dispersion inside the resonator and to balance the self-phase modulation (SPM) induced by the Kerr nonlinearity of the crystal for soliton pulse shaping. The physical cavity length of the ML Yb:GdCB laser was $\sim 2.2 \text{ m}$ which corresponded to a pulse repetition rate of $\sim 67 \text{ MHz}$.

3. Mode-locked laser operation

In passively ML lasers, a trade-off is usually sought between pulse duration and average output power since the pulses get shorter decreasing the OC transmission. In the case of Yb-lasers, lowest total cavity loss is overcome by lowest gain (smallest β) whereas such small inversion ratios result in flattened and broadened gain spectra shifted to longer wavelength, thus supporting very short pulse durations, cf. Figure 1(b). Contrary, higher output-coupling results in higher average output power at the expense of longer pulse duration. In the present work, we tested three different OCs with transmission T_{OC} of 1.6%, 2.6% and 4%.

Initially, stable and self-starting ML operation was readily achieved by applying the highest $T_{OC} = 4\%$ and all four DMs ($DM_1 - DM_4$) providing a total negative roundtrip GDD of -1440 fs^2 . The measured optical spectrum of the soliton pulses had a sech^2 -shaped spectral intensity profile with an emission bandwidth of 21 nm at a central wavelength of 1054 nm, see Fig. 3(a). The pulse duration (FWHM) derived from the recorded second-harmonic generation (SHG) based background free intensity autocorrelation trace assuming a sech^2 -shaped temporal profile, see Fig. 3(b). The time-bandwidth product (TBP) of 0.34 indicated a pulse duration slightly above the Fourier-transform limit (0.315). The long-scale autocorrelation scan of 50 ps confirmed single-pulse operation without any pedestal or multi-pulsing, see the inset in Fig. 3(b). The pulse train from the ML Yb:GdCB laser was characterized by a radio-frequency (RF) spectrum analyzer. The recorded fundamental beat-note was located at 67.3 MHz with a relatively high extinction ratio above the noise level exceeding 74 dBc, see Fig. 3(c). A wide-span frequency measurement up to 1-GHz confirmed the stable single-pulse steady-state mode-locking without any spurious modulation or multi-pulsing instabilities, see Fig. 3(d). The average output power amounted to 88 mW at an absorbed pump power of 637 mW for a pulse repetition rate of 67.3 MHz, and thus corresponded to a peak power of 19 kW.

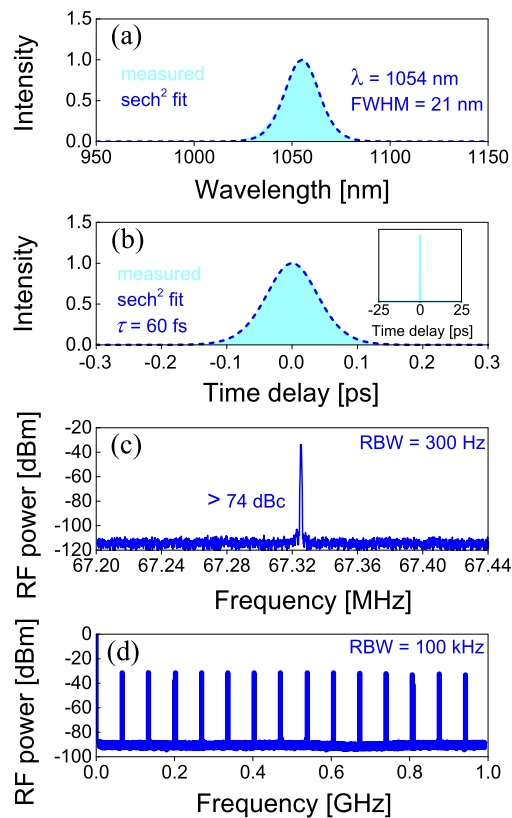


Fig. 3. ML Yb:GdCB laser with $T_{OC} = 4\%$. (a) Optical spectrum and (b) SHG-based intensity autocorrelation trace. *Inset*: autocorrelation trace on a time span of 50 ps. RF spectra: (c) first beat note at ~ 67.3 MHz recorded with a resolution bandwidth (RBW) of 300 Hz, and (d) harmonics on a 1-GHz frequency span, RBW = 100 kHz.

The pulse duration could be further shortened by reducing the transmission of the OC to 2.5% while maintaining the same total negative roundtrip GDD. The spectrum of the ML laser centered at 1062 nm with a sech^2 -shaped spectral intensity profile (emission bandwidth: 23 nm) is shown

in Fig. 4(a). The recorded SHG-based autocorrelation trace can be almost perfectly fitted with a sech^2 -shaped temporal profile, resulting in an estimated pulse duration of 52 fs, see Fig. 4(b). The corresponding TBP was 0.318, very close to the Fourier-transform limited value, which indicated almost chirp-free soliton pulses. The inset in Fig. 4(b) shows an autocorrelation trace on a longer time scale of 50 ps revealing single-pulse mode-locking without multiple pulse instabilities. In these conditions, the average output power of the ML Yb:GdCB laser was 77 mW at an absorbed pump power of 675 mW and a pulse repetition rate of 67.2 MHz, thus corresponding to a peak power of 19 kW. The recorded RF spectra exhibited a relatively high extinction ratio of >72 dBc above the noise level for the fundamental beat note at ~67.3 MHz, see Fig. 4(c), and uniform harmonics recorded on a 1-GHz frequency wide-span, see Fig. 4(d).

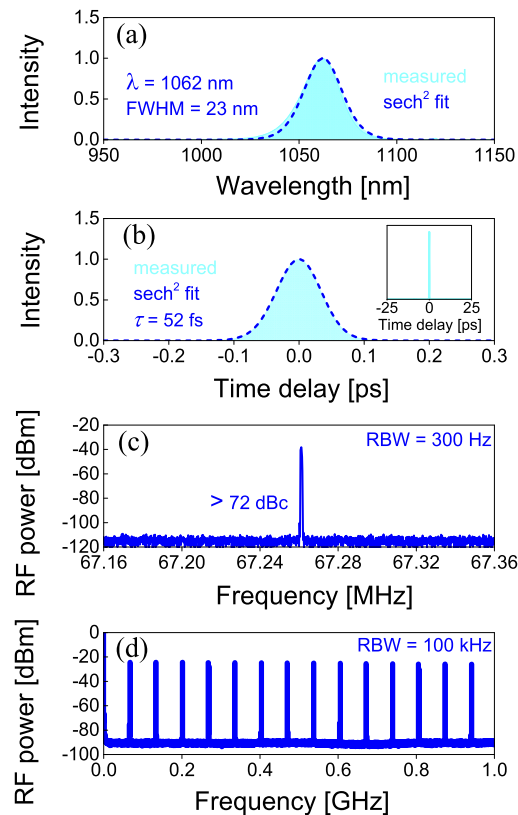


Fig. 4. ML Yb:GdCB laser with $T_{OC} = 2.5\%$. (a) Optical spectrum and (b) SHG-based intensity autocorrelation trace. *Inset*: autocorrelation trace on a time span of 50 ps. RF spectra: (c) first beat note at ~67.2 MHz recorded with an RBW of 300 Hz, and (d) harmonics on a 1-GHz frequency span, RBW = 100 kHz.

Finally, the shortest pulse duration was achieved by using the smallest $T_{OC} = 1.6\%$. After careful alignment, the spectrum of the Yb:GdCB laser experienced a substantial spectral broadening reaching an emission bandwidth of 32 nm (FWHM) at a central wavelength of 1059.2 nm assuming a sech^2 -shaped intensity profile, see Fig. 5(a). Sub-40 fs soliton pulses were generated from the ML Yb:GdCB laser as confirmed by the SHG-based intensity autocorrelation measurement, see Fig. 5(b). Assuming a sech^2 -shaped temporal shape, the almost perfect fit yielded a deconvolved pulse duration of 39 fs (FWHM), which led to a TBP of 0.318, very close to the Fourier-transform-limited value for sech^2 -shaped pulses. Still, the SHG-based autocorrelation trace on a long-time span of 50 ps clearly revealed single-pulse mode-locking without multiple

pulse instabilities, as shown in the inset of Fig. 5(b). The RF spectra corresponding to the shortest pulses were measured to verify the stability of the ML operation. The fundamental beat-note of the ML Yb:GdCB laser was located at 67.3 MHz with a very high extinction ratio of >74 dBc, indicating the absence of Q-switching instabilities, see Fig. 5(c). The wide-span RF spectrum measurement up to 1-GHz frequency range shown in Fig. 5(d) again revealed uniform harmonic beat notes which are an evidence for single pulse ML operation of the Yb:GdCB laser.

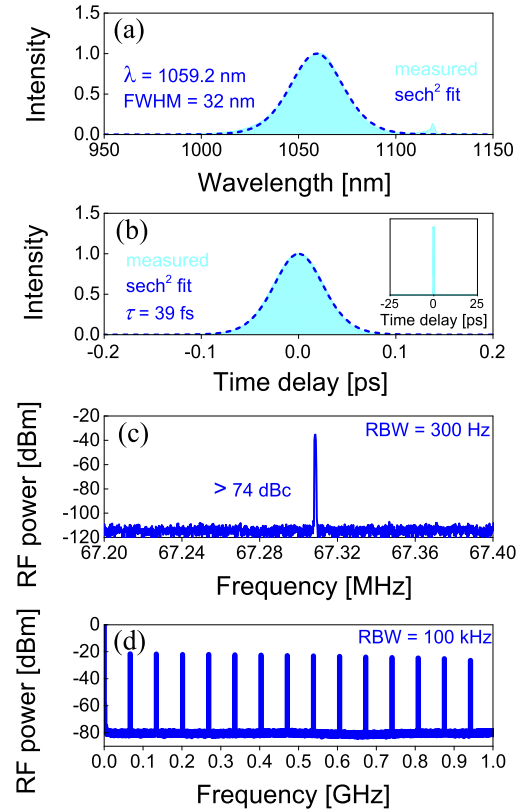


Fig. 5. ML Yb:GdCB laser with $T_{OC} = 1.6\%$. (a) Optical spectrum and (b) SHG-based intensity autocorrelation trace with a sech^2 -fit. *Inset*: simultaneously measured long-scale autocorrelation trace for the time span of 50 ps. RF spectra of the Yb:GdCB laser: (c) first beat note at ~ 67.3 MHz recorded with a RBW of 300 Hz, and (d) harmonics on a 1-GHz frequency span, measured with a RBW of 100 kHz.

In Table 1, we summarize the output characteristics of the ML Yb:GdCB laser achieved in the present work.

Table 1. Output Characteristics^a of the Mode-Locked Yb:GdCB Laser at 67.3 MHz

T_{OC} , %	P_{out} , mW	P_{abs} , W	η_{opt} , %	$\Delta\tau$, fs	λ_{em} , nm	$\Delta\lambda_{em}$, nm
1.6	70	0.701	9.99%	39	1059.2	32
2.5	77	0.675	11.4	52	1062	23
4	88	0.637	13.8	60	1054	21

^{aa} P_{out} – average output power, P_{abs} – absorbed pump power, η_{opt} – optical-to-optical efficiency, $\Delta\tau$ – pulse duration (FWHM), λ_{em} – central emission wavelength, $\Delta\lambda_{em}$ – emission bandwidth (FWHM).

4. Conclusion

In conclusion, we report on a sub-40 fs pulse generation from a passively ML Yb:GdCB laser, for the first time, to the best of our knowledge. The structurally disordered Yb:GdCB structure of the Yb:GdCB crystal exhibits a significant spectral line inhomogeneous broadening which supports a relatively broad absorption spectra (7.5 nm) and extremely broad, smooth and flat gain profiles. Such a “glassy-like” spectral behavior supports the generation of ultrashort pulses from the ML lasers with sub-40 fs pulse duration. In this work, a soliton ML Yb:GdCB laser stabilized by a commercial SESAM directly emitted pulses as short as 39 fs at 1059.2 nm with an average output power of 70 mW which corresponded to a peak power of 23 kW. This result represents a significant improvement in terms of pulse duration compared to our previous work (96 fs) [7], and also reveals the high potential of the Yb:GdCB laser in applications such as seeding of femtosecond amplifiers. Further power scaling operation of the ML Yb:GdCB laser would be possible through using higher Yb³⁺ doping levels in combination with the Kerr-lens mode-locking technique.

Funding. National Natural Science Foundation of China (61975208, 52072351, 61905247, 61875199, 52032009, 51761135115, 61850410533); Sino-German Scientist Cooperation and Exchanges Mobility Program (M-0040); the Science Foundation of Fujian Province (2019J02015); Foundation of President of China Academy of Engineering Physics (YZJLX2018005); Foundation of Key Laboratory of Research on Chemistry and Physics of Optoelectronic Materials, Chinese Academy of Sciences (2008DP173016); Foundation of State Key Laboratory of Crystal Materials, Shandong University (KF2001).

Acknowledgment. Zhongben Pan acknowledges Qilu Young Scholar Program of Shandong University; Xavier Mateos acknowledges the Serra Hünter program.

Disclosures. The authors declare no conflicts of interest.

Data availability. Data underlying the results presented in this paper are not publicly available at this time but may be obtained from the authors upon reasonable request.

References

1. P. H. Haumesser, R. Gaumé, J. M. Benitez, B. Viana, B. Ferrand, G. Aka, and D. Vivien, “Czochralski growth of six Yb-doped double borate and silicate laser materials,” *J. Cryst. Growth* **233**(1-2), 233–242 (2001).
2. L. Wang, H. Xu, Z. Pan, W. Han, X. Chen, J. Liu, H. Yu, and H. Zhang, “Anisotropic laser properties of Yb:Ca₃La₂(BO₃)₄ disordered crystal,” *Opt. Mater.* **58**, 196–202 (2016).
3. J. L. Xu, J. L. He, H. T. Huang, S. D. Liu, F. Q. Liu, J. F. Yang, B. T. Zhang, K. J. Yang, C. Tu, Y. Wang, and F. Yang, “Generation of 244-fs pulse at 1044.7 nm by a diode-pumped mode-locked Yb:Y₂Ca₃(BO₃)₄ laser,” *Laser Phys. Lett.* **8**(1), 24–27 (2011).
4. Z. Pan, Z. L. Lin, P. Loiko, G. Zhang, H. J. Zeng, W. Z. Xue, P. Camy, V. Petrov, S. Slimi, X. Mateos, F. Díaz, H. Lin, L. Wang, and W. Chen, “Polarized spectroscopy and diode-pumped laser operation of disordered Yb:Ca₃Gd₂(BO₃)₄ crystal,” *Opt. Mater. Express* **12**(2), 673–684 (2022).
5. F. Liu, L. Dong, J. Chen, and J. Liu, “Spectroscopic and lasing properties of a mixed (Yb, Y, Lu, Gd) calcium oxyborate crystal: Yb_{0.19}Y_{0.34}Lu_{0.12}Gd_{0.35}Ca₄O(BO₃)₃,” *J. Lumin.* **232**, 117789 (2021).
6. L. Gudzenko, M. Kosmyna, A. Shekhovtsov, W. Paszkowicz, A. Sulich, J. Domagała, P. Popov, and S. Skroblov, “Crystal growth and glass-like thermal conductivity of Ca₃RE₂(BO₃)₄ (RE = Y, Gd, Nd) single crystals,” *Crystals* **7**(3), 88 (2017).
7. H. J. Zeng, Z. L. Lin, W. Z. Xue, G. Zhang, Z. Pan, H. Lin, P. Loiko, X. Mateos, V. Petrov, L. Wang, and W. Chen, “SESAM mode-locked Yb:Ca₃Gd₂(BO₃)₄ femtosecond laser,” *Appl. Sci.* **11**(20), 9464 (2021).