



**HAL**  
open science

# Construction of Peptide Macrocycles via Palladium-Catalyzed Multiple S-Arylation: An Effective Strategy to Expand the Structural Diversity of Cross-Linkers

Xin Chu, Linhua Shen, Bo Li, Peng Yang, Chengzhuo Du, Xiaoye Wang, Gang He, Samir Messaoudi, Gong Chen

## ► To cite this version:

Xin Chu, Linhua Shen, Bo Li, Peng Yang, Chengzhuo Du, et al.. Construction of Peptide Macrocycles via Palladium-Catalyzed Multiple S-Arylation: An Effective Strategy to Expand the Structural Diversity of Cross-Linkers. *Organic Letters*, 2021, 23 (20), pp.8001-8006. 10.1021/acs.orglett.1c03003 . hal-03855521

**HAL Id: hal-03855521**

**<https://hal.science/hal-03855521v1>**

Submitted on 16 Nov 2022

**HAL** is a multi-disciplinary open access archive for the deposit and dissemination of scientific research documents, whether they are published or not. The documents may come from teaching and research institutions in France or abroad, or from public or private research centers.

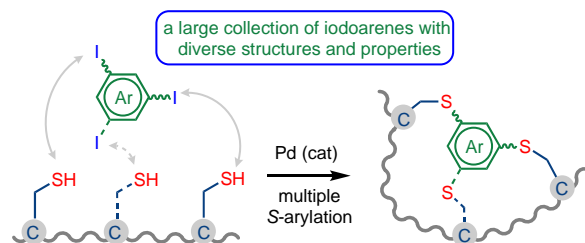
L'archive ouverte pluridisciplinaire **HAL**, est destinée au dépôt et à la diffusion de documents scientifiques de niveau recherche, publiés ou non, émanant des établissements d'enseignement et de recherche français ou étrangers, des laboratoires publics ou privés.

# Construction of Peptide Macrocyces *via* Palladium-Catalyzed Multiple S-Arylation: An Effective Strategy to Expand the Structural Diversity of Crosslinkers

Xin Chu<sup>1</sup>, Linhua Shen<sup>2</sup>, Bo Li<sup>1</sup>, Peng Yang<sup>1</sup>, Chengzhuo Du<sup>1</sup>, Xiaoye Wang<sup>1</sup>, Gang He<sup>1</sup>, Samir Messaoudi<sup>2\*</sup>, and Gong Chen<sup>1\*</sup>

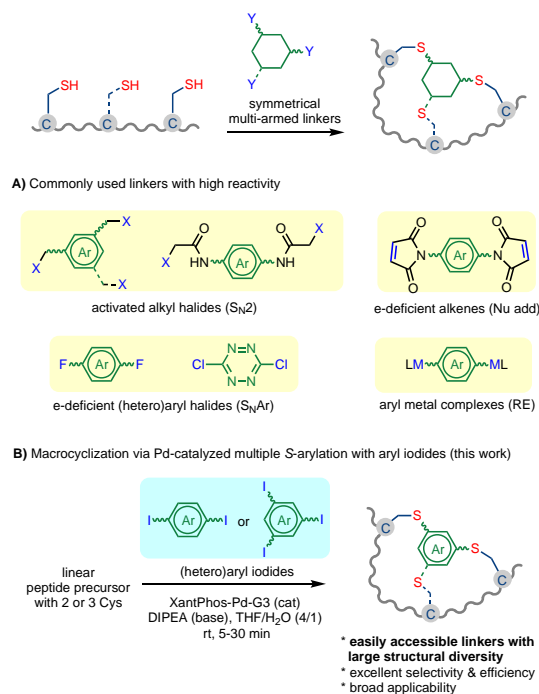
<sup>1</sup>State Key Laboratory and Institute of Elemento-Organic Chemistry, College of Chemistry, Nankai University, Tianjin 300071, China

<sup>2</sup> University Paris-Saclay, CNRS, BioCIS, 92296, Chateauf-Malabry, France



**ABSTRACT:** While the chemistry for peptide macrocyclization has been greatly advanced, methods capable of introducing crosslinker motifs with large structural diversity are still limited. Herein, we report a simple and versatile method to staple unprotected native peptides with a wide range of easily accessible diiodo and triiodoarene reagents *via* palladium-catalyzed multiple S-arylation of cysteine residues. Iodoarenes with different arene and heteroarene cores can be incorporated into peptide macrocycles of varied ring size and amino acid composition in high efficiency and selectivity under mild conditions.

Synthetic **peptide macrocycles** are becoming an increasingly valuable source for hit identification in drug discovery.<sup>1</sup> **Stapling** linear peptide precursors with crosslinking molecules is commonly used to generate the peptide macrocycles.<sup>2</sup> While the crosslinkers were mainly used to constrain the peptide conformation in the early developments of peptide stapling, recent studies showed that linker motifs can **play more active roles** in constructing sophisticated three-dimensional structures, modulating physicochemical properties or directly engaging with the targets.<sup>3</sup> By far, methods for stapling peptide *via* crosslinking the side chain of cysteine (Cys) residues have enjoyed the most success due to the high reactivity and selectivity of Cys under biocompatible conditions.<sup>4-9</sup> Among the crosslinking chemistry, substitution reactions with reagents bearing multiple halide handles such as benzyl halides and  $\alpha$ -halo acetamides for  $S_N2$  substitution and electron-deficient haloarenes for  $S_NAr$  reaction have been widely employed.<sup>5,6</sup> Nucleophilic addition reactions with strong electrophiles such as maleimides provide another common tactic.<sup>7</sup> Recently, the chemoselective arylation of cysteine and lysine side chains with organometallic complexes has also been successfully utilized.<sup>8</sup> Despite these significant



**Scheme 1.** Construction of complex peptide macrocycles via crosslinking cysteines with multi-armed linkers.

advances, the existing methods are not particularly well suited to incorporate linkers with complex structures or to expand the structural diversity of linkers due to the associated synthetic difficulties. Herein, we report a new method to construct peptide macrocycles *via* palladium-catalyzed multiple *S*-arylation of cysteine residues of native peptides with diiodo and triiodoarene reagents. A large number of easily accessible iodoarenes with different arene and heteroarene cores can be incorporated into peptide macrocycles of varied ring size and amino acid (AA) composition in high efficiency and selectivity under mild conditions.

Metal-catalyzed arylation reactions of thiols have recently emerged as a viable strategy for selective modification of peptides in unprotected form and proteins under mild conditions.<sup>10-14</sup> Notably, Pentelute and Buchwald reported the use of stoichiometric aryl-palladium complexes for chemoselective *S*-arylation of Cys residue of unprotected peptides at room temperature (rt).<sup>13</sup> Messaoudi and co-workers developed a more practical protocol for *S*-arylation of peptides with various aryl iodides using the Xantphos-Pd-G3 catalyst.<sup>14</sup> Recently, we applied Messaoudi's protocol in an intramolecular fashion to construct aryl thioether-bridged peptide macrocycles.<sup>15</sup> This method has also been successfully adapted to make DNA-encoded library of peptide macrocycles. While this intramolecular reaction provides a useful method to generate aryl thioether-bridged peptide macrocycles, it requires the use of peptide precursors carrying a preinstalled iodo handle. To overcome such limitation, we set out to investigate whether two Cys residues of unprotected native peptides can be crosslinked by bis *S*-arylation with diiodoarene reagents under similar Pd-catalyzed conditions.

As shown in Scheme 2, we were pleased to find the reaction of linear peptide PA-Leu-Cys-Ala-Val-Ala-Cys-NH<sub>2</sub> **a** bearing two Cys residues separated by three spacing AA units reacted with 2.0 equiv of 1,4-diiodobenzene **1** to give the desired cyclic product **a-1** in 66% isolated yield under the conditions of 10 mol% of Xantphos-Pd-G3 catalyst and 4.0 equiv of diisopropyl ethylamine (DIPEA) base in the mixed solvents of THF and H<sub>2</sub>O (4/1) at a concentration of 10 mM at rt for 30 minutes. The *N*-terminus of substrate **a** was capped with a picolinamide (PA) group to enhance the UV absorption in LC analysis. Besides **a-1**, small amounts of disulfide-linked cyclic side product **SP1** and acyclic side product **SP2** with both Cys residues arylated with a 4-iodo-phenyl group were also formed (~15% combined yield based on LC analysis). The yield of product **a-1** slightly dropped when THF was replaced with CH<sub>3</sub>CN. EtOH and MeOH co-solvent gave comparable results, while dioxane and hexafluoroisopropanol (HFIP) co-solvents gave considerably lower yield (see supporting information (SI) for details). The peptide substrate **a** was prepared using the standard solid phase peptide synthesis (SPPS) procedure and obtained as a trifluoroacetic acid (TFA) salt following the cleavage and deprotection with TFA. The reaction of crude TFA-containing peptide substrate without the addition of base proceeded slowly and completed in about 4 hours under the

**Scheme 2.** Construction of monocyclic peptides *via* Pd-catalyzed bis-*S*-arylation of cysteine with diiodoarenes.

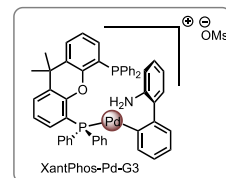
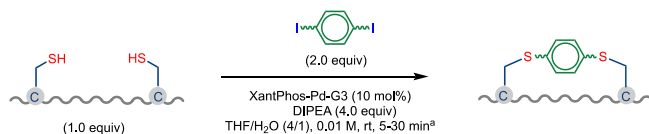
otherwise identical conditions. The addition of DIPEA greatly accelerated the reaction, allowing the reaction to complete in 10 minutes. The use of other bases such as Et<sub>3</sub>N and K<sub>2</sub>CO<sub>3</sub> gave similar results (see SI for detailed reaction optimization). Reaction at 1.0 mM concentration of **a** gave similar results. However, significant amount of side product **SP2** was formed (57% LC-estimated yield) when the reaction was carried out at a 50 mM concentration of **a**.

This macrocyclization strategy was then applied to a wide range of peptide substrates and iodoarene reagents. The majority of iodoarenes are commercially available at relatively low costs. Most of these reagents can be prepared from readily available precursors in short steps. As seen in the previous studies, all unprotected proteinogenic amino acid residues such as Asp (**b-1**), Gln (**j-20**), Lys (**k-20**), Ser (**i-20**), Thr (**l-20**), Met (**j-20**), His (**j-20**), Trp (**k-20**), and Arg (**j-20**) were tolerated. A variety of other functional groups such benzaldehyde (**a-29**), boronic acid (**c-11**), nitro (**d-2**), nitrile (**a-10**), azo (**n-35**), and ketone (**i-31**) were well tolerated.

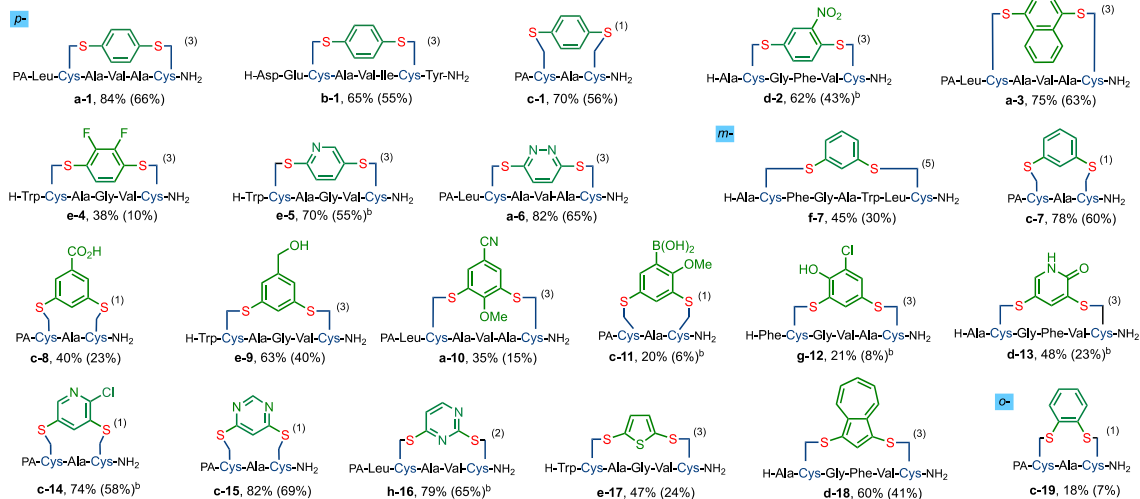
Aryl bromides (e.g. **f-21**) were unreactive. Both *para*- and *meta*-diiodo substituted monoarenes and monoheteroarenes can react well. In contrast, macrocyclization with *ortho*-diiodo arenes were much less effective (e.g. **c-19**). A series of heteroarene motifs such as pyridine (**e-5**), pyridazine (**a-6**), pyrimidine (**c-15**, **h-16**), and thiophene (**e-17**) can be incorporated. Product **d-18** bearing an azulene linker was obtained in good yield. It should be noted that the reactions with asymmetrical diiodides gave the macrocyclic products as a mixture of regioisomers (e.g. **e-5**, **c-14**).

Polyarene linkers of large spans and sizes can also be incorporated into the macrocyclic peptide scaffolds in high efficiency. For example, peptide drugs Octreotide bearing 4 spacing AA units (**l-20**) and Somatostatin bearing 10 spacing AA units (**k-20**) between the two Cys residues were stapled with the 4,4'-biphenyl linker in 48% and 38% isolated yield respectively. Symmetrical linkers such as dibenzothiophene (**a-22**), carbazole (**a-23**, **a-24**), fluorene (**d-25**, **a-26**), diphenyl ether (**m-27**), diphenylamine (**m-28**), bithiophene (**d-30**), bistiophenylmethanone (**i-31**), pyrene (**d-33**), and anthracene (**e-37**) showed similar reactivities. Product **a-32** featuring an indazole linker was formed in low yield. Incorporation of longer linkers such as stilbene (**n-34**), azobenzene (**n-35**), and terphenyl (**n-36**) worked well for peptide substrates bearing more than 5 spacing AA units between the two Cys residues.

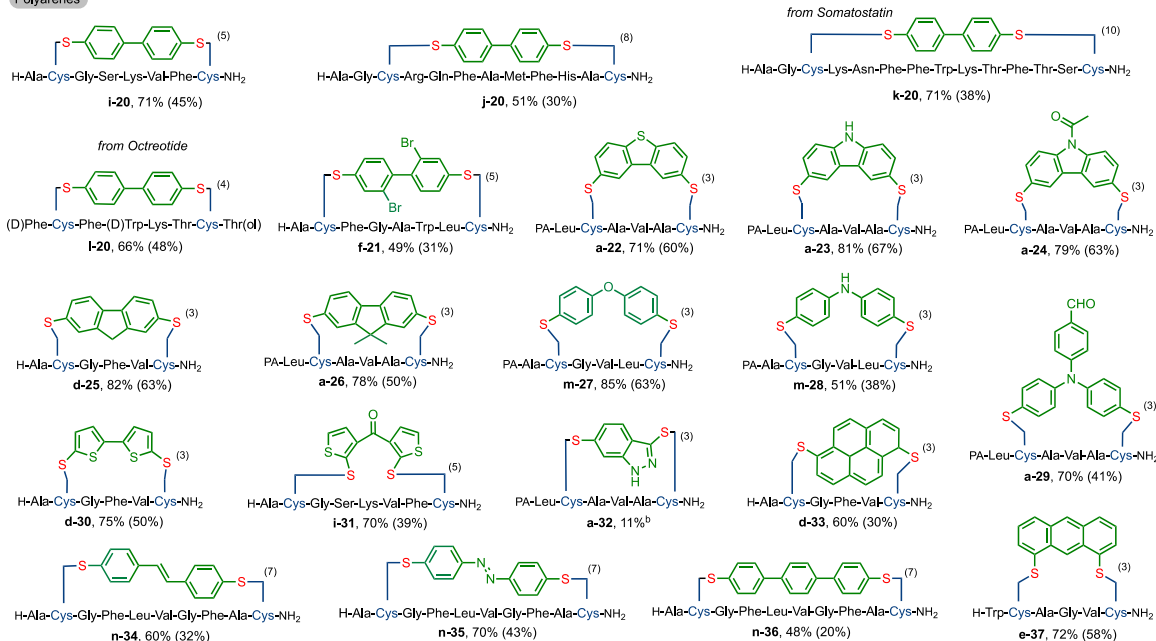
As shown in Scheme 3, peptide substrates bearing three Cys residues can undergo tri *S*-arylation with symmetrical triiodoarene reagents to give the corresponding bicyclic products under the same Pd-catalyzed conditions. For example, reaction of linear peptide PA-Val-Cys-Gly-Leu-Cys-Gly-Pro-Gly-Cys-Gly-NH<sub>2</sub> **p** with 1,3,5-triiodobenzene **38** gave product **p-38** in 45% isolated yield. Monocyclic side products **SP3** and **SP4** were formed in small quantities (~30% combined yield based on LC analysis of the reaction



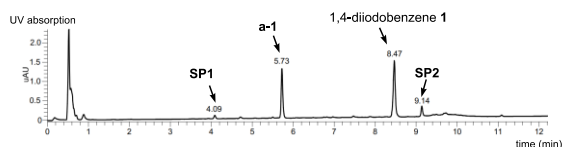
mono-arenes and heteroarenes



Polyarenes



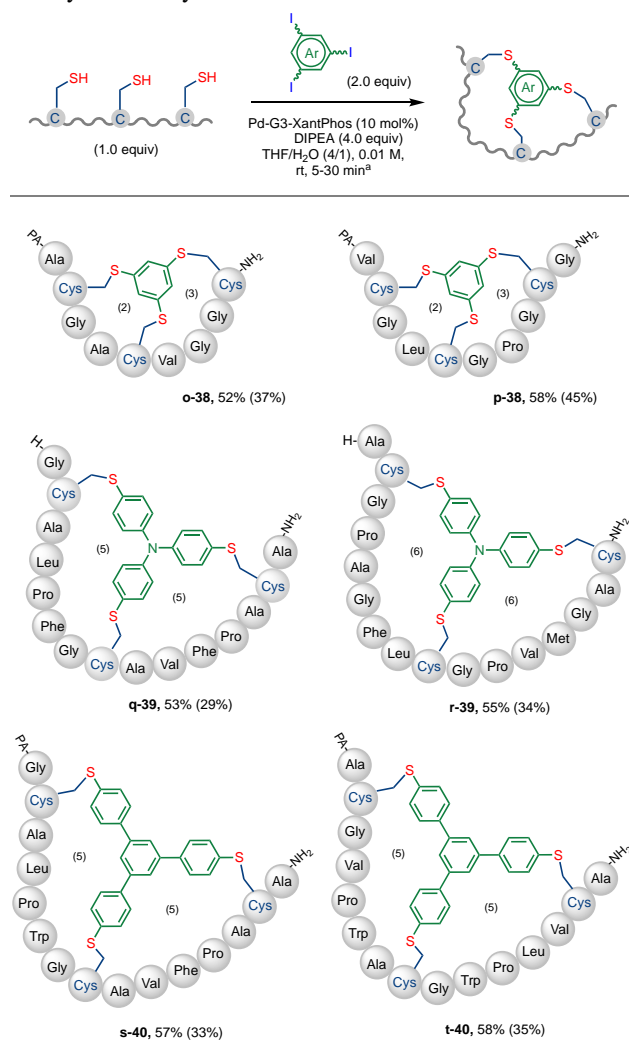
LC trace of the reaction of **a-1** under the standard conditions<sup>a</sup>



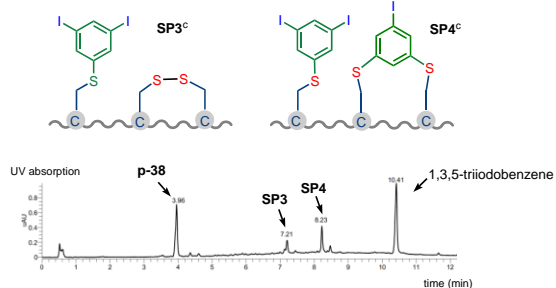
a) Reaction was performed with a 10 mM concentration of peptide substrate on a 0.05 mmol scale. LC yields were based on UV absorption of peptides. HPLC isolated yields are shown in parenthesis. The number of spacing AA units between the two Cys residues is shown in parentheses next to Cys side chain. b) Product was obtained as a mixture of regioisomers. c) Catalyst-related species came out during the HPLC column washing period which is not shown here. For more nonpolar peptide substrates, the catalyst-related species could come out during the gradient separation period. See SI for details. Thr(ol): L-threoninol. PA: picolinic acid.

mixture, see Scheme 3 and SI for their structures). Reactions with tri(4-iodophenyl)amine **39** and 1,3,5-tris(4-iodophenyl)benzene **40** gave the corresponding tricyclic products in moderate yields. Reagents **38-40** are commercially available and relatively inexpensive.

**Scheme 3.** Construction of bicyclic peptides via Pd-catalyzed tri-*S*-arylation of cysteine with triiodoarenes.



LC trace of the reaction of **p-38**<sup>b</sup>



a) Reaction was performed with a 10 mM concentration of peptide substrate at a 0.05 mmol scale. LC yields were based on UV absorption of peptides. HPLC isolated yields were shown in parenthesis. The number of spacing AA units between the two Cys residues is shown in parentheses next to Cys side chains. b) Catalyst-related species came during the column washing period which is not shown here. For nonpolar peptide substrates, the catalyst-related species could come out during the separation

period. See SI for details. c) Schematic structures of **SP3** and **SP4** based on molecular weight (See SI for details).

In summary, we have developed a practical and versatile method to construct complex peptide macrocycles via palladium-catalyzed multiple *S*-arylation of cysteine residues of unprotected native peptides with diiodo and triiodoarene reagents. A wide range of arene and heteroarene linkers can be incorporated into peptide macrocycles in high efficiency under mild conditions. This method provides a powerful tool to introduce large structural diversity to the crosslinker motifs of peptide macrocycles using readily accessible peptide precursors and linker reagents.

## ASSOCIATED CONTENT

### Supporting Information.

Additional experimental procedures, LC analysis traces, and NMR spectra for selected compounds are provided. The Supporting Information is available free of charge on the ACS Publications website.

## AUTHOR INFORMATION

### Corresponding Author

\*Email: samir.messaoudi@universite-paris-saclay.fr

\*Email: gongchen@nankai.edu.cn

### ORCID

Gong Chen: 0000-0002-5067-9889

Samir Messaoudi: [0000-0002-4994-9001](https://orcid.org/0000-0002-4994-9001)

### Notes

The authors declare no competing financial interest.

## ACKNOWLEDGMENT

We gratefully thank NSFC-21725204, NSFC-22071119, and NCC2020FH02 (Nankai University) for financial support of this work. Authors acknowledge also support of this project by CNRS, University Paris-Saclay, and the China Scholarship Council for a fellowship (CSC) to Linhua Shen.

## REFERENCES

- For selected reviews on peptide macrocycles in drug discovery: (a) Driggers, E. M.; Hale, S. P.; Lee, J.; Terrett, N. K. The exploration of macrocycles for drug discovery—an underexploited structural class. *Nat. Rev. Drug Discov.* **2008**, *7*, 608-624. (b) Marsault, E.; Peterson, M. L. Macrocycles are great cycles: applications, opportunities, and challenges of synthetic macrocycles in drug discovery. *J. Med. Chem.* **2011**, *54*, 1961-2004. (c) Bockus, A. T.; McEwen, C. M.; Lokey, R. S. Form and function in cyclic peptide natural products: a pharmacokinetic perspective. *Curr. Top. Med. Chem.* **2013**, *13*, 821-836. (d) Giordanetto, F.; Kihlberg, J. Macrocylic drugs and clinical candidates: what can medicinal chemists learn from their properties? *J. Med. Chem.* **2014**, *57*, 278-295. (e) Hill, T. A.; Shepherd, N. E.; Diness, F.; Fairlie, D. P. Constraining cyclic peptides to mimic protein structure motifs. *Angew. Chem., Int. Ed.* **2014**, *53*, 13020-13041. (f) Vinogradov, A. A.; Yin, Y.; Suga, H. Macrocylic peptides as drug candidates: recent progress and remaining challenges. *J. Am. Chem. Soc.* **2019**, *141*, 4167-4181.
- For selected reviews on methods for peptide macrocyclization and stapling: (a) White, C. J.; Yudin, A. K. Contemporary strategies for

- peptide macrocyclization. *Nat. Chem.* **2011**, *3*, 509-524. (b) Walensky, L. D.; Bird, G. H. Hydrocarbon-stapled peptides: principles, practice, and progress. *J. Med. Chem.* **2014**, *57*, 6275-6288. (c) Lau, Y. H.; de Andrade, P.; Wu, Y.; Spring, D. R. Peptide stapling techniques based on different macrocyclisation chemistries. *Chem. Soc. Rev.* **2015**, *44*, 91-102. (d) Derda, R.; Jafari, M. R. Synthetic cross-linking of peptides: molecular linchpins for peptide cyclization. *Protein Pept. Lett.* **2018**, *25*, 1051-1075. (e) Iegre, J.; Gaynord, J. S.; Robertson, N. S.; Sore, H. F.; Hyvönen, M.; Spring, D. R. Two-component stapling of biologically active and conformationally constrained peptides: past, present, and future. *Adv. Therap.* **2018**, *1*, 1800052. (f) Reguera, L.; Rivera, D. G. Multicomponent reaction toolbox for peptide macrocyclization and stapling. *Chem. Rev.* **2019**, *119*, 9836-9860.
- [3] For selected synthesis of peptide macrocycles with complex linkers: (a) Fujimoto, K.; Kajino, M.; Inouye, M. Development of a series of cross-linking agents that effectively stabilize  $\alpha$ -helical structures in various short peptides. *Chem. Eur. J.* **2008**, *14*, 857-863. (b) Chen, S.; Morales-Sanfrutos, J.; Angelini, A.; Cutting, B.; Heinis, C. Structurally diverse cyclisation linkers impose different backbone conformations in bicyclic peptides. *ChemBioChem* **2012**, *13*, 1032-1038. (c) Lian, W.; Jiang, B.; Qian, Z.; Pei, D. Cell-permeable bicyclic peptide inhibitors against intracellular proteins. *J. Am. Chem. Soc.* **2014**, *136*, 9830-9833. (d) Tsunemi, T.; Bernardino, S. J.; Mendoza, A.; Jones, C. G.; Harran, P. G. Syntheses of atypically fluorinated peptidyl macrocycles through sequential vinylic substitutions. *Angew. Chem., Int. Ed.* **2020**, *132*, 684-688. (e) Ricardo, M. G.; Ali, A. M.; Plewka, J.; Surmiak, E.; Labuzek, B.; Neochoritis, C. G.; Atmaj, J.; Skalniak, L.; Zhang, R.; Holak, T. A. Multicomponent peptide stapling as a diversity-driven tool for the development of inhibitors of protein-protein interactions. *Angew. Chem., Int. Ed.* **2020**, *59*, 5235-5241. (f) Guéret, S. M.; Thavam, S.; Carbajo, R. J.; Potowski, M.; Larsson, N.; Dahl, G. r.; Dellsén, A.; Grossmann, T. N.; Plowright, A. T.; Valeur, E. Macrocylic modalities combining peptide epitopes and natural product fragments. *J. Am. Chem. Soc.* **2020**, *142*, 4904-4915. (g) Ekanayake, A. I.; Sobze, L.; Kelich, P.; Youk, J.; Bennett, N. J.; Mukherjee, R.; Bhardwaj, A.; Wuest, F.; Vukovic, L.; Derda, R. Genetically encoded fragment-based discovery from phage-displayed macrocyclic libraries with genetically encoded unnatural pharmacophores. *J. Am. Chem. Soc.* **2021**, *143*, 5497-5507.
- [4] For selected reviews on cysteine-selective peptide modification: (a) Chalker, J. M.; Bernardes, G. J.; Lin, Y. A.; Davis, B. G. Chemical modification of proteins at cysteine: opportunities in chemistry and biology. *Chem. Asian J.* **2009**, *4*, 630-640. (b) Fairlie, D. P.; Dantas de Araujo, A. Stapling peptides using cysteine crosslinking. *Pept. Sci.* **2016**, *106*, 843-852.
- [5] For selected reports on  $S_N2$ -mediated peptide macrocyclization: (a) Kumita, J. R.; Smart, O. S.; Woolley, G. A. Photo-control of helix content in a short peptide. *Proc. Natl. Acad. Sci. U.S.A.* **2000**, *97*, 3803-3808. (b) Heinis, C.; Rutherford, T.; Freund, S.; Winter, G. Phage-encoded combinatorial chemical libraries based on bicyclic peptides. *Nat. Chem. Biol.* **2009**, *5*, 502-507.
- [6] For selected reports on  $S_NAr$ -mediated peptide macrocyclization: (a) Kohn, W. D.; Zhang, L.; Weigel, J. A. Single-step formation of structurally defined bicyclic peptides via  $S_NAr$  cyclization. *Org. Lett.* **2001**, *3*, 971-974. (b) Spokoyny, A. M.; Zou, Y.; Ling, J. J.; Yu, H.; Lin, Y.-S.; Pentelute, B. L. A perfluoroaryl-cysteine  $S_NAr$  chemistry approach to unprotected peptide stapling. *J. Am. Chem. Soc.* **2013**, *135*, 5946-5949. (c) Brown, S. P.; Smith III, A. B. Peptide/protein stapling and unstapling: introduction of s-tetrazine, photochemical release, and regeneration of the peptide/protein. *J. Am. Chem. Soc.* **2015**, *137*, 4034-4037. (d) Kalhor-Monfared, S.; Jafari, M.; Patterson, J.; Kitov, P.; Dwyer, J.; Nuss, J.; Derda, R. Rapid biocompatible macrocyclization of peptides with decafluoro-diphenylsulfone. *Chem. Sci.* **2016**, *7*, 3785-3790.
- [7] Renault, K.; Fredy, J. W.; Renard, P.-Y.; Sabot, C. Covalent modification of biomolecules through maleimide-based labeling strategies. *Bioconjugate Chem.* **2018**, *29*, 2497-2513.
- [8] For selected reports on macrocyclization with organometallic complexes: (a) Rojas, A. J.; Zhang, C.; Vinogradova, E. V.; Buchwald, N.; Reilly, J.; Pentelute, B. L.; Buchwald, S. L. Divergent unprotected peptide macrocyclisation by palladium-mediated cysteine arylation. *Chem. Sci.* **2017**, *8*, 4257-4263. (b) Lee, H. G.; Lautrette, G.; Pentelute, B. L.; Buchwald, S. L. Palladium-mediated arylation of lysine in unprotected peptides. *Angew. Chem., Int. Ed.* **2017**, *56*, 3177-3181.
- [9] For selected other types of Cys-based peptide macrocyclization: (a) Triola, G.; Brunsveld, L.; Waldmann, H. Racemization-free synthesis of S-alkylated cysteines via thiol-ene reaction. *J. Org. Chem.* **2008**, *73*, 3646-3649. (b) Wang, Y.; Chou, D. H. C. A thiol-ene coupling approach to native peptide stapling and macrocyclization. *Angew. Chem., Int. Ed.* **2015**, *54*, 10931-10934. (c) Todorovic, M.; Schwab, K. D.; Zeisler, J.; Zhang, C.; Bénard, F.; Perrin, D. M. Fluorescent isoindole crosslink (FIICK) chemistry: a rapid, user-friendly stapling reaction. *Angew. Chem., Int. Ed.* **2019**, *58*, 14120-14124. (d) Zhang, Y.; Zhang, Q.; Wong, C. T.; Li, X. Chemoselective peptide cyclization and bicyclization directly on unprotected peptides. *J. Am. Chem. Soc.* **2019**, *141*, 12274-12279. (e) Ceballos, J.; Grinhagena, E.; Sangouard, G.; Heinis, C.; Waser, J. Cys-Cys and Cys-Lys stapling of unprotected peptides enabled by hypervalent iodine reagents. *Angew. Chem., Int. Ed.* **2021**, *60*, 9022-9031.
- [10] For selected reviews on metal-catalyzed modification of peptides: (a) Gasser, G.; Metzler-Nolte, N. The potential of organometallic complexes in medicinal chemistry. *Curr. Opin. Chem. Biol.* **2012**, *16*, 84-91. (b) Cheng, W.-M.; Lu, X.; Shi, J.; Liu, L. Selective modification of natural nucleophilic residues in peptides and proteins using arylpalladium complexes. *Org. Chem. Front.* **2018**, *5*, 3186-3193. (c) Zhang, C.; Vinogradova, E. V.; Spokoyny, A. M.; Buchwald, S. L.; Pentelute, B. L. Arylation chemistry for bioconjugation. *Angew. Chem., Int. Ed.* **2019**, *58*, 4810-4839. (d) Rivera, D. G.; Ojeda-Carralero, G. M.; Reguera, L.; Van der Eycken, E. V. Peptide macrocyclization by transition metal catalysis. *Chem. Soc. Rev.* **2020**, *49*, 2039-2059.
- [11] For selected reports on metal-catalyzed arylation of peptides and proteins: (a) Kung, K. K. Y., Ko, H. M., Cui, J. F., Chong, H. C., Leung, Y. C., Wong, M. K. Cyclometalated gold (III) complexes for chemoselective cysteine modification via ligand controlled C-S bond-forming reductive elimination. *Chem. Commun.* **2014**, *50*, 11899-11902. (b) Tolnai, G. L.; Brand, J. P.; Waser, J. Gold-catalyzed direct alkylation of tryptophan in peptides using TIPS-EBX. *Beilstein J. Org. Chem.* **2016**, *12*, 745-749. (c) Willwacher, J.; Raj, R.; Mohammed, S.; Davis, B. G. Selective metal-site-guided arylation of proteins. *J. Am. Chem. Soc.* **2016**, *138*, 8678-8681. (d) Vara, B. A.; Li, X.; Berritt, S.; Walters, C. R.; Petersson, E. J.; Molander, G. A. Scalable thioarylation of unprotected peptides and



- biomolecules under Ni/photoredox catalysis. *Chem. Sci.* **2018**, *9*, 336-344. (e) Messina, M. S.; Stauber, J. M.; Waddington, M. A.; Rheingold, A. L.; Maynard, H. D.; Spokoyny, A. M. Organometallic gold (III) reagents for cysteine arylation. *J. Am. Chem. Soc.* **2018**, *140*, 7065-7069.
- [12] For selected reviews and reports on S-arylation chemistry: (a) Migita, T.; Shimizu, T.; Asami, Y.; Shiobara, J.; Kato, Y.; Kosugi, M. The palladium catalyzed nucleophilic substitution of aryl halides by thiolate anions. *Bull. Chem. Soc. Jpn.* **1980**, *53*, 1385-1389. (b) Kondo, T.; Mitsudo, T. A. Metal-catalyzed carbon-sulfur bond formation. *Chem. Rev.* **2000**, *100*, 3205-3220. (c) Lee, C. F.; Liu, Y. C.; Badsara, S. S. Transition-metal-catalyzed C-S bond coupling reaction. *Chem. Asian J.* **2014**, *9*, 706-722. (d) Hanaya, K.; Ohata, J.; Miller, M. K.; Mangubat-Medina, A. E.; Swierczynski, M. J.; Yang, D. C.; Rosenthal, R. M.; Popp, B. V.; Ball, Z. T. Rapid nickel (II)-promoted cysteine S-arylation with arylboronic acids. *Chem. Comm.* **2019**, *55*, 2841-2844. (e) Wang, N.; Saidhareddy, P.; Jiang, X. Construction of sulfur-containing moieties in the total synthesis of natural products. *Nat. Prod. Rep.* **2020**, *37*, 246-275.
- [13] (a) Vinogradova, E. V.; Zhang, C.; Spokoyny, A. M.; Pentelute, B. L.; Buchwald, S. L. Organometallic palladium reagents for cysteine bioconjugation. *Nature* **2015**, *526*, 687-691. (b) Kubota, K.; Dai, P.; Pentelute, B. L.; Buchwald, S. L. Palladium oxidative addition complexes for peptide and protein cross-linking. *J. Am. Chem. Soc.* **2018**, *140*, 3128-3133.
- [14] (a) Bruneau, A.; Roche, M.; Hamze, A.; Brion, J.-D.; Alami, M.; Messaoudi, S. Stereoretentive Palladium-catalyzed arylation, alkenylation, and alkynylation of 1-thiosugars and thiols using aminobiphenyl palladacycle precatalyst at room temperature. *Chem. Eur. J.* **2015**, *21*, 8375-8379. (b) Al-Shuaeeb, R. A. A.; Kolodych, S.; Koniev, O.; Delacroix, S.; Erb, S.; Nicolay, S.; Cintrat, J.-C.; Brion, J.-D.; Cianforani, S.; Alami, M.; Wagner, A.; Messaoudi, S. Palladium-catalyzed chemoselective and biocompatible functionalization of cysteine-containing molecules at room temperature. *Chem. Eur. J.* **2016**, *22*, 11365-11370. (c) Probst, N.; Lartia, R.; Thory, O.; Alami, M.; Defrancq, E.; Messaoudi, S. Palladium-catalyzed chemoselective and biocompatible functionalization of cysteine-containing molecules at room temperature. *Chem. Eur. J.* **2018**, *24*, 1795-1800. (d) Montoir, D.; Amoura, M.; Ababsa, Z.E.-A.; Vishwanath, T. M.; Yen-Pon, E.; Robert, V.; Beltramo, M.; Piller, V.; Alami, M.; Aucagne, A. and Messaoudi, S. Synthesis of Aryl-Thioglycopeptides Through Chemoselective Pd-Mediated Conjugation, *Chem.Sci.* **2018**, *9*, 8753-8759.
- [15] Yang, P.; Wang, X.; Li, B.; Yang, Y.; Yue, J.; Suo, Y.; Tong, H.; He, G.; Lu, X.; Chen, G. Streamlined construction of peptide macrocycles via palladium-catalyzed intramolecular S-arylation in solution and on DNA. *Chem. Sci.* **2021**, *12*, 5804-5810.