



HAL
open science

Adsorption of Helium and Hydrogen on Triphenylene and 1,3,5-Triphenylbenzene

Stefan Bergmeister, Siegfried Kollotzek, Florent Calvo, Elisabeth Gruber,
Fabio Zappa, Paul Scheier, Olof Echt

► **To cite this version:**

Stefan Bergmeister, Siegfried Kollotzek, Florent Calvo, Elisabeth Gruber, Fabio Zappa, et al.. Adsorption of Helium and Hydrogen on Triphenylene and 1,3,5-Triphenylbenzene. *Molecules*, 2022, 27 (15), pp.4937. 10.3390/molecules27154937. hal-03854328

HAL Id: hal-03854328

<https://hal.science/hal-03854328v1>

Submitted on 15 Nov 2022

HAL is a multi-disciplinary open access archive for the deposit and dissemination of scientific research documents, whether they are published or not. The documents may come from teaching and research institutions in France or abroad, or from public or private research centers.

L'archive ouverte pluridisciplinaire **HAL**, est destinée au dépôt et à la diffusion de documents scientifiques de niveau recherche, publiés ou non, émanant des établissements d'enseignement et de recherche français ou étrangers, des laboratoires publics ou privés.

Article

Adsorption of Helium and Hydrogen on Triphenylene and 1,3,5-Triphenylbenzene

Stefan Bergmeister ¹, Siegfried Kollotzek ¹, Florent Calvo ^{2,*}, Elisabeth Gruber ¹, Fabio Zappa ¹, Paul Scheier ¹ and Olof Echt ^{1,3,*}

¹ Institut für Ionenphysik und Angewandte Physik, Universität Innsbruck, A-6020 Innsbruck, Austria; stefan.bergmeister@uibk.ac.at (S.B.); siegfried.kollotzek@uibk.ac.at (S.K.); e.gruber@uibk.ac.at (E.G.); fabio.zappa@uibk.ac.at (F.Z.); paul.scheier@uibk.ac.at (P.S.)

² Laboratoire Interdisciplinaire de Physique, CNRS, Université Grenoble Alpes, F-38000 Grenoble, France

³ Department of Physics, University of New Hampshire, Durham, NH 03824, USA

* Correspondence: florent.calvo@univ-grenoble-alpes.fr (F.C.); olof.echt@unh.edu (O.E.)

Abstract: The adsorption of helium or hydrogen on cationic triphenylene (TPL, C₁₈H₁₂), a planar polycyclic aromatic hydrocarbon (PAH) molecule, and of helium on cationic 1,3,5-triphenylbenzene (TPB, C₂₄H₁₈), a propeller-shaped PAH, is studied by a combination of high-resolution mass spectrometry and classical and quantum computational methods. Mass spectra indicate that He_{*n*}TPL⁺ complexes are particularly stable if *n* = 2 or 6, in good agreement with the quantum calculations that show that for these sizes, the helium atoms are strongly localized on either side of the central carbon ring for *n* = 2 and on either side of the three outer rings for *n* = 6. Theory suggests that He₁₄TPL⁺ is also particularly stable, with the helium atoms strongly localized on either side of the central and outer rings plus the vacancies between the outer rings. For He_{*n*}TPB⁺, the mass spectra hint at enhanced stability for *n* = 2, 4 and, possibly, 11. Here, the agreement with theory is less satisfactory, probably because TPB⁺ is a highly fluxional molecule. In the global energy minimum, the phenyl groups are rotated in the same direction, but when the zero-point harmonic correction is included, a structure with one phenyl group being rotated opposite to the other two becomes lower in energy. The energy barrier between the two isomers is very small, and TPB⁺ could be in a mixture of symmetric and antisymmetric states, or possibly even vibrationally delocalized.

Keywords: noble gases; helium; hydrogen; PAH; triphenylene; 1,3,5-triphenylbenzene; adsorption; mass spectrometry; path-integral molecular dynamics simulations



Citation: Bergmeister, S.; Kollotzek, S.; Calvo, F.; Gruber, E.; Zappa, F.; Scheier, P.; Echt, O. Adsorption of Helium and Hydrogen on Triphenylene and 1,3,5-Triphenylbenzene. *Molecules* **2022**, *27*, 4937. <https://doi.org/10.3390/molecules27154937>

Academic Editors: Felice Grandinetti and Wei-Ping Hu

Received: 12 July 2022

Accepted: 1 August 2022

Published: 3 August 2022

Publisher's Note: MDPI stays neutral with regard to jurisdictional claims in published maps and institutional affiliations.



Copyright: © 2022 by the authors. Licensee MDPI, Basel, Switzerland. This article is an open access article distributed under the terms and conditions of the Creative Commons Attribution (CC BY) license (<https://creativecommons.org/licenses/by/4.0/>).

1. Introduction

When inert gas atoms are physisorbed on a cold, highly structured carbonaceous surface such as that of graphite, a nanotube, fullerene, or coronene molecule, it is tempting to expect that the corrugation of the substrate will favor the formation of a commensurate adsorption layer. After all, a single inert gas atom will preferentially adsorb in the hollow of a carbon ring. He₃₂C₆₀⁺ has, indeed, an evaporation energy that significantly exceeds that of He₃₃C₆₀⁺ because its 20 hexagonal and 12 pentagonal carbon rings are decorated by one helium atom each [1–3]. The commensurate layer on C₆₀⁺ is energetically favored even though its first solvation layer can accommodate several additional helium atoms [1,3–5].

The formation of a commensurate layer on C₆₀⁺ is also favored for the adsorption of non-polar molecules including H₂, N₂, O₂, CH₄, and C₂H₄ [6–12], or for He_{*n*}C₆₀[−] anions [13]. In contrast, the non-polar CO₂ molecules do not form a commensurate layer on charged C₆₀, and its quadrupole moment renders its adsorption sensitive to the charge state of the substrate [14].

However, several factors may affect the formation of an adsorbate layer that is in registry with the substrate. One such factor is the size of the adsorbate atoms or molecules relative to the distance between favored adsorption sites. For graphene or planar graphitic

surfaces, the distance between preferred adsorption sites is only 0.246 nm, less than the nearest neighbor distance in any van der Waals bound condensed system, including helium and hydrogen, thus preventing the formation of a commensurate 1×1 layer. A way out of this predicament is the formation of the $\sqrt{3} \times \sqrt{3}$ phase, observed for He, H₂, and many molecular adsorbates, in which all second nearest hexagonal carbon rings are occupied [15].

Another important factor is the strength of the attractive interaction between the adsorbate and the substrate relative to that between adsorbate species, and the possible existence of anisotropic interaction terms in the latter. According to a theoretical study, xenon is the only heavy noble gas that favors the formation of a commensurate layer on C₆₀⁺ [16], and mass spectra do not reveal any preference for the adsorption of 32 water or ammonia molecules on C₆₀⁺ [9,17].

Quantum effects may also hinder the formation of a commensurate adsorption layer. Helium atoms and hydrogen molecules adsorbed on fullerenes [1–4,12] or polycyclic aromatic hydrocarbons (PAHs) [18–29] may exhibit strong vibrational delocalization, depending on the density of the adsorbed layer and the charge of the substrate.

In our recent published work, we combined experimental techniques (high-resolution mass spectrometry and optical absorption spectroscopy) and path-integral molecular dynamics simulations to study the adsorption of He and H₂ on cationic planar PAHs, including anthracene (C₁₄H₁₀), phenanthrene (C₁₄H₁₀), fluoranthene (C₁₆H₁₀), pyrene (C₁₆H₁₀), and coronene (C₂₄H₁₂) [26,29–32]. One might surmise that in these systems, the crowded 1×1 phase is stabilized relative to adsorption on extended graphitic surfaces because the helium atoms adsorbed on the outer rings can relax outwards. However, neither experiment nor theory support this naïve view, partly because quantum effects will destabilize the system, and partly because the peripheral HCCH-bonds offer additional favorable sites [24,26,33]. We also studied hexaphenylbenzene (HPB, C₄₂H₃₀), a propeller-shaped molecule. Here, one finds the enhanced stability of a phase akin to the 1×1 phase, thanks to the increased spatial separation between the carbon rings. However, the facile out-of-plane rotation of the phenyl groups leads to several nearly isoenergetic isomers for which the presence of helium atoms is likely to affect the tilt of the phenyl groups, and treating HPB⁺ as a rigid substrate may be too simplistic.

In the present paper, we explore the adsorption of He and H₂ on the rigid, planar cationic triphenylene (TPL, C₁₈H₁₂), and of helium on the highly fluxional, cationic 1,3,5-triphenylbenzene (TPB, C₂₄H₁₈). Mass spectra are recorded by first forming helium nanodroplets (HNDs) in a supersonic expansion, ionizing the droplets by collisions with energetic electrons, passing the mass-to-charge selected HNDs through dilute TPL or TPB vapor leading to the capture of molecules in the droplets, gently stripping excess helium from the ions in an evaporation cell filled with helium gas at room temperature, and analyzing the size distribution of the emerging He_{*n*}TPL⁺ or He_{*n*}TPB⁺ ions in a high-resolution time-of-flight mass spectrometer. (H₂)_{*n*}TPL⁺ ions are formed by introducing H₂ into the evaporation cell. Local anomalies in the ion abundance versus size *n* suggest the enhanced stability of certain sizes.

To assist with the interpretation of these measurements, we also carried out an atomistic modeling of He_{*n*}TPL⁺, (H₂)_{*n*}TPL⁺, and He_{*n*}TPB⁺ using the same computational methodology as in earlier works [2,28,29,33]. In TPB⁺ the phenyl groups are rotated out of the plane and two nearly isoenergetic isomers exist, one with all blades tilted in the same direction, and another with one blade tilted opposite to the other two. Global optimization by basin-hopping was also performed to identify low-energy structural candidates for 1 to 50 He atoms or H₂ molecules attached to the hydrocarbon ion, keeping its geometry fixed.

2. Results and Discussions

2.1. Helium and Hydrogen Adsorbed on Triphenylene (TPL) Cations

A mass spectrum of HNDs doped with triphenylene (TPL, C₁₈H₁₂, CAS Registry Number 217-59-4) is displayed in Figure 1a. The pressure in the evaporation cell was set to $P_{\text{He}} = 0.087$ Pa (corrected for the sensitivity of the ion gauge). The series of prominent

mass peaks, commencing at 228 u and spaced at 4 u, is due to $\text{He}_n^{12}\text{C}_{18}\text{H}_{12}^+$, $n \geq 0$. Isotopologues of $\text{He}_n\text{C}_{18}\text{H}_{12}^+$ that contain 1, 2, or 3 atoms of ^{13}C (natural abundance 1.07%) give rise to weaker satellite peaks. Mass peaks at 220 and 224 u are due to bare He_{55}^+ and He_{56}^+ , respectively.

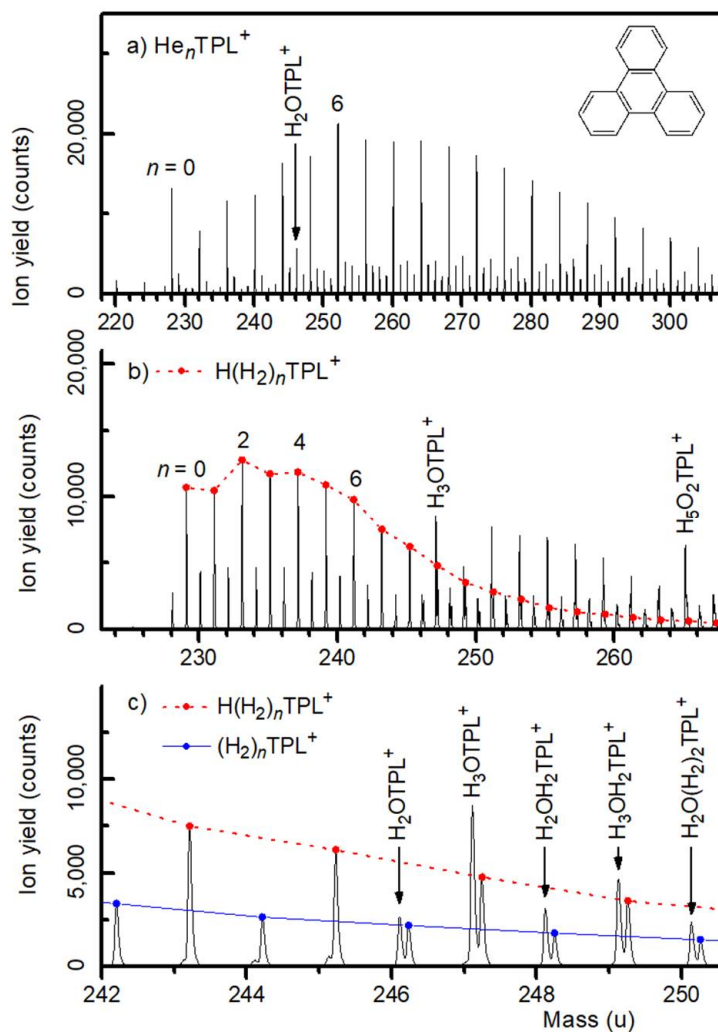


Figure 1. Panels (a,b): Mass spectra of triphenylene (TPL, $\text{C}_{18}\text{H}_{12}$, mass 228.094 u) cations complexed with helium and hydrogen, respectively. In panel (b), mass peaks due to protonated $\text{H}(\text{H}_2)_n\text{TPL}^+$ ions are connected by a dotted line. Panel (c) shows a narrow section of the spectrum in panel (b). Mass peaks due to $\text{H}(\text{H}_2)_n\text{TPL}^+$ and $(\text{H}_2)_n\text{TPL}^+$ are connected by dotted and solid lines, respectively. Mass peaks arising from a water contamination are resolved.

The mass peak at 246 u is due to $\text{H}_2\text{O}^{12}\text{C}_{18}\text{H}_{12}^+$; this ion complexed with helium gives rise to another series of mass peaks midway between the isotopically pure He_nTPL^+ peaks. Ions containing one H_2O cause no problem in the data analysis but the mass of two H_2O is, within 0.002 u, the same as that of nine He atoms; therefore we cannot resolve $(\text{H}_2\text{O})_2\text{He}_n\text{TPL}^+$ and $\text{He}_{n+9}\text{TPL}^+$ mass peaks.

Doping HNDs with TPL and molecular hydrogen results in protonated $\text{H}(\text{H}_2)_n\text{TPL}^+$ ions and a weaker series of unprotonated $(\text{H}_2)_n\text{TPL}^+$ ions, see Figure 1b. A water contamination gives rise to two other ion series, namely $\text{H}_3\text{O}(\text{H}_2)_n\text{TPL}^+$ and $\text{H}_2\text{O}(\text{H}_2)_n\text{TPL}^+$. The nominal mass of these ions coincides with that of $\text{H}(\text{H}_2)_{n+9}\text{TPL}^+$ and $(\text{H}_2)_{n+9}\text{TPL}^+$, respectively. However, the mass of $(\text{H}_2)_9$ exceeds that of H_2O by 0.130 u, and the corresponding mass peaks are clearly resolved as seen in the expanded mass spectrum in Figure 1c.

The envelope of the ion series He_nTPL^+ in Figure 1a is smooth except for a slight enhancement of the He_6TPL^+ mass peak. This and other local anomalies can be identified

more reliably when the mass spectrum is processed with the software IsotopeFit, which accounts for isotopic patterns and assigns appropriate contributions of ions that have the same nominal mass [34]. The resulting ion abundance I_n is plotted versus size n in Figure 2a. Note that the error bar of I_n increases abruptly above $n = 8$ because of the above-mentioned mass coincidence of He_9 and $2 \text{H}_2\text{O}$.

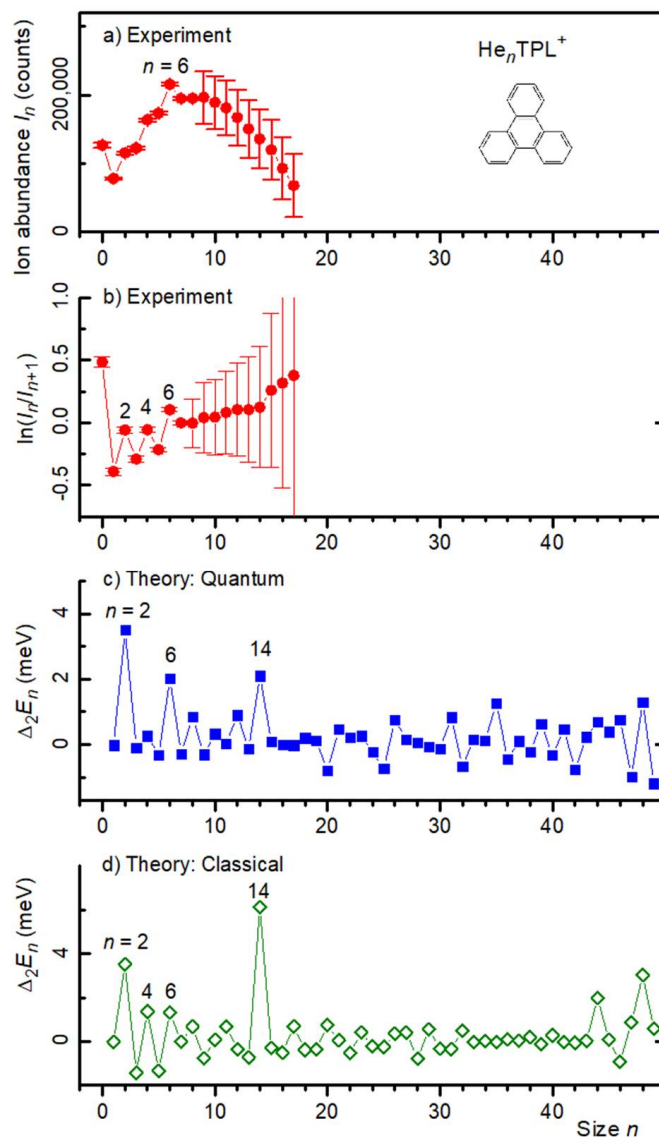


Figure 2. Panel (a): Ion abundance I_n of He_nTPL^+ versus size n . Panel (b): The first derivative of the logarithm of I_n . Prominent local anomalies are labeled. Panel (c): The second derivative of the energy E_n of He_nTPL^+ calculated from the quantum virial energy. Panel (d): Same as panel (c) but calculated for the classical global minima.

In order to reveal local anomalies in the ion abundance more clearly, we plotted the negative first derivative ($-\Delta_1$) of the logarithmic ion abundance in Figure 2b. This quantity equals approximately the 2nd derivative (Δ_2) of the Helmholtz free energy F_n divided by the Boltzmann constant k_B and vibrational temperature T ,

$$-\Delta_1 \ln I_n = \ln \frac{I_n}{I_{n+1}} \cong \Delta_2 \frac{F_n}{k_B T} \quad (1)$$

provided that the observed cluster ions are the evaporative products of larger clusters [35,36]. This condition was clearly met in our experiments. The concept of cluster temperature is subtle, and anomalies in the binding energy E_n will be accompanied by anomalies in

T [37,38]. However, if one ignores anomalies in the temperature and in the size dependence of the entropy, one expects

$$-\Delta_1 \ln I_n \cong \text{const } \Delta_2 E_n \quad (2)$$

The graph of $-\Delta_1 \ln I_n$ in Figure 2b reveals statistically significant local maxima at $n = 2, 4,$ and 6 , suggesting that for these sizes, the 2nd derivative of the energy E_n , or the 1st derivative of the dissociation (or evaporation) energy $D_n = -\Delta_1 E_n$, is enhanced. In other words, one expects that TPL⁺ complexed with $n = 2, 4,$ or 6 helium atoms enjoys enhanced stability.

A comparison with atomistic calculations is afforded by the data in Figure 2c, which show the second derivatives of the virial energies E_n . For completeness, we also show (in Figure 2d) the 2nd derivatives of the classical energies (without zero-point correction), although these data are not likely to correctly describe the properties of He adsorbed on PAHs; they will not be discussed further but are provided as they might serve for future reference. The anomalies in the experimental data at $n = 2$ and 6 are reproduced in the quantum calculations, but the anomaly at $n = 4$ is not as clear from the quantum data. A pronounced anomaly in the quantum energies at $n = 14$ is not mirrored in the experimental data, but the large experimental error bars in this size range may possibly hide the anomaly.

Helium atoms bound to graphitic substrates or aromatic molecules tend to be most strongly bound atop the carbon rings [1,26,29,30,33]. Cluster sizes of enhanced stability often correlate with an arrangement of the adsorbate layer that is commensurate with the substrate. Computed structures of TPL⁺ with $n = 2, 4, 6, 8,$ and 14 He atoms attached are displayed in the upper row of Figure 3; structures for $n = 10, 12, 16, 18, 30$ are provided as Supplementary Material (Figure S6). For each size, the helium densities obtained from the PIMD simulations are superimposed on the structure of TPL⁺. For $n = 2, 6,$ and 14 , the helium atoms are strongly localized: For $n = 2$, the He atoms are adsorbed on either side of the central carbon ring; for $n = 6$, they are adsorbed on either side of the three outer rings; and for $n = 14$, they are adsorbed on either side of the central and outer rings plus the vacancies between the outer rings. Note that for $n = 2, 6,$ and 14 , the adsorbate layer and the substrate exhibit the same three-fold rotational symmetry. Furthermore, for these sizes, the systems are particularly stable (Figure 2c).

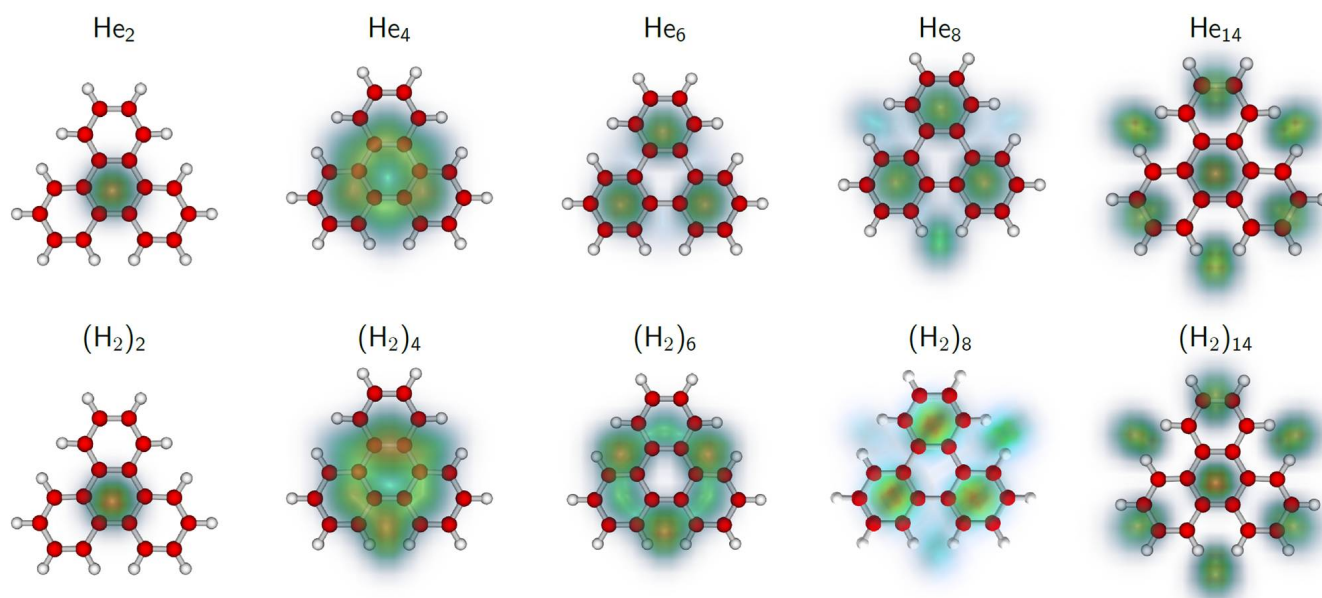


Figure 3. Selected structures of He_nTPL^+ and $(\text{H}_2)_n\text{TPL}^+$ clusters with $n = 2, 4, 6, 8,$ and 14 . For each size, the helium and H_2 densities obtained from the PIMD simulations are superimposed on the structure of TPL⁺.

For sizes other than $n = 2, 6, 14$, the helium atoms are not well localized. For $n = 4$, the preferred quantum structure has 2 helium atoms on either side of the hydrocarbon cation (a 2 + 2 configuration), whereas the classical global minimum is found for the 3 + 1 configuration. However, the difference in quantum energies between the 3 + 1 and 2 + 2 configurations is very small (0.22 meV), hence, it is also possible that both configurations coexist in the experiment, thereby possibly explaining a part of the observed disagreement. For $n = 8$, the three outer carbon rings are occupied on either side, the remaining two helium atoms being delocalized on the periphery. Such a growth pattern eventually leads to the structure predicted for $n = 14$, in which the 7 + 7 arrangement is particularly stable. However, because the size of helium (≈ 0.3 nm) exceeds the distance between the centers of adjacent carbon rings in a graphitic lattice (0.246 nm), the He atoms adsorbed at the outer ring are pushed to the periphery. The arrangement in complexes containing 16 or 18 He atoms (see Figure S6) shows the appearance of a halo that surrounds the highly ordered $\text{He}_{14}\text{TPL}^+$. For $n = 30$, though, the He atoms in the second solvation shell show some degree of localization.

Figure 4a,b display the ion abundance and its first logarithmic derivative, respectively, of $(\text{H}_2)_n\text{TPL}^+$. Local anomalies at $n = 2, 4$, and 6 are clearly visible. These values agree with the anomalies observed for He_nTPL^+ .

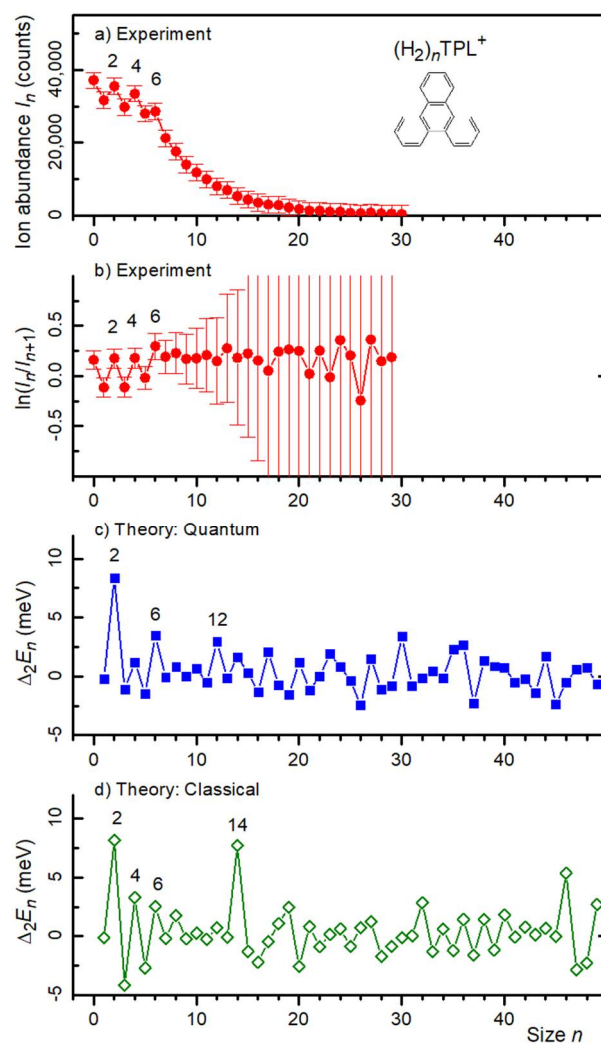


Figure 4. Panel (a): Ion abundance I_n of $(\text{H}_2)_n\text{TPL}^+$ versus size n . Panel (b): The first derivative of the logarithm of I_n . Prominent local anomalies are labeled. Panel (c): The second derivative of the energy E_n of $(\text{H}_2)_n\text{TPL}^+$ calculated from the quantum virial energy. Panel (d): Same as panel (c) but calculated for the classical global minima.

I_n and $-\Delta_1 \ln I_n$ for $\text{H}(\text{H}_2)\text{TPL}^+$ and $\text{H}_3\text{O}(\text{H}_2)_n\text{TPL}^+$ are provided as Supplementary Material (Figures S1 and S2, respectively). The only statistically significant anomaly in these data is a local maximum at $n = 2$.

The 2nd derivatives of the computed energies of $(\text{H}_2)_n\text{TPL}^+$ are shown in Figure 4c,d for the quantum and classical approach, respectively. The quantum data reveal anomalies at 2 and 6, just as for He_nTPL^+ , but the anomaly predicted for the He_nTPL^+ energies at $n = 14$ is absent. Instead one observes a minor anomaly at $n = 12$. For some values of n , the computed structures of $(\text{H}_2)_n\text{TPL}^+$ (Figures 3 and S5) closely resemble those of He_nTPL^+ while there are significant differences for other sizes. For $n = 4$, the 3 + 1 pattern is now preferred (by about 1 meV) over 2 + 2 in the quantum and classical calculations. For $n = 6, 10, \text{ and } 12$ the differences between H_2 and He adsorption patterns are particularly striking.

2.2. Helium Adsorbed on 1,3,5-Triphenylbenzene (TPB) Cations

Mass spectra of HNDs doped with 1,3,5-triphenylbenzene (TPB, $\text{C}_{24}\text{H}_{18}$, CAS Registry Number 612-71-5) are qualitatively similar to the spectrum displayed in Figure 1 for HNDs doped with TPL, showing a prominent series of mass peaks due to isotopically pure He_nTPB^+ , weaker satellite series due to isotopologues of TPB, ions containing a water impurity, and bare He_n^+ . Sample mass spectra are provided as Supplementary Material (Figure S3).

The ion abundance of He_nTPB^+ and its first logarithmic derivative are plotted in Figure 5a,b, respectively. The pressure in the evaporation cell was set to $P_{\text{He}} = 0.089$ Pa. The data in panel b suggest enhanced stability of ions containing $n = 2, 4, \text{ or } 11$ helium atoms.

However, the above-mentioned mass coincidence between He_9 and $2 \text{ H}_2\text{O}$ corrodes the reliability of the ion abundance for $n \geq 9$, and of the 1st logarithmic derivative for $n \geq 8$. We cannot decrease the H_2O contamination to an amount that may be safely neglected, but we can explore how a deliberate increase in the water contamination affects the data. This has been achieved by increasing P_{He} in the evaporation cell (residual water in that cell is the main source of the water contamination). Three representative mass spectra are displayed in Figure S3. The spectrum in Figure S3a was recorded with the smallest value of P_{He} ; it provides the data for Figure 5a,b. As P_{He} is increased, the yield of the well-resolved H_2OTPB^+ mass peak increases relative to the adjacent strong mass peaks that are due to He_4TPL^+ and He_5TPL^+ . We thus expect that the relative yield of the unresolved $(\text{H}_2\text{O})_2\text{TPB}^+$ mass peak will also increase as P_{He} is increased and, indeed, a pronounced anomaly at nominally $n = 9$ emerges in the first logarithmic derivative (Figure S3f). This anomaly is clearly due to $(\text{H}_2\text{O})_2\text{TPB}^+$ rather than He_9TPB^+ .

At the lowest value of P_{He} , i.e., at the lowest degree of water contamination, we observe a small enhancement of the first derivative at $n = 8$ (see Figure 5b). It is tempting to assume that the enhancement at $n = 8$ would be even stronger if we could completely eliminate the H_2O contamination. In other words, the experimental data possibly indicate that He_8TPB^+ enjoys enhanced stability, but we cannot tell for sure.

TPB is a propeller-shaped molecule. In the neutral molecule, calculated with the DFT/B3LYP/6-31G* method, one of the phenyl rings is found to be oriented opposite to the other two rings [39]. For the cation, we find a qualitatively similar “asymmetric” (a) structure. However, a “symmetric” (s) structure, with all three blades oriented similarly, is lower by about 1.7 meV if computed at the quantum chemistry level of DFT/wB97xD/6-31 + G*. An energy pathway was determined using the same method by rotating the phenyl ring around its axis toward the central ring. The resulting energies, shown in Figure 6, further indicate that the energy barrier between these isomers is very small. Furthermore, $\text{TPB}(\text{s})^+$ becomes higher than $\text{TPB}(\text{a})^+$ by 3 meV once the zero-point harmonic correction is included. These calculations suggest that the TPB cation could be in a mixture of symmetric and antisymmetric states, or possibly even vibrationally delocalized.

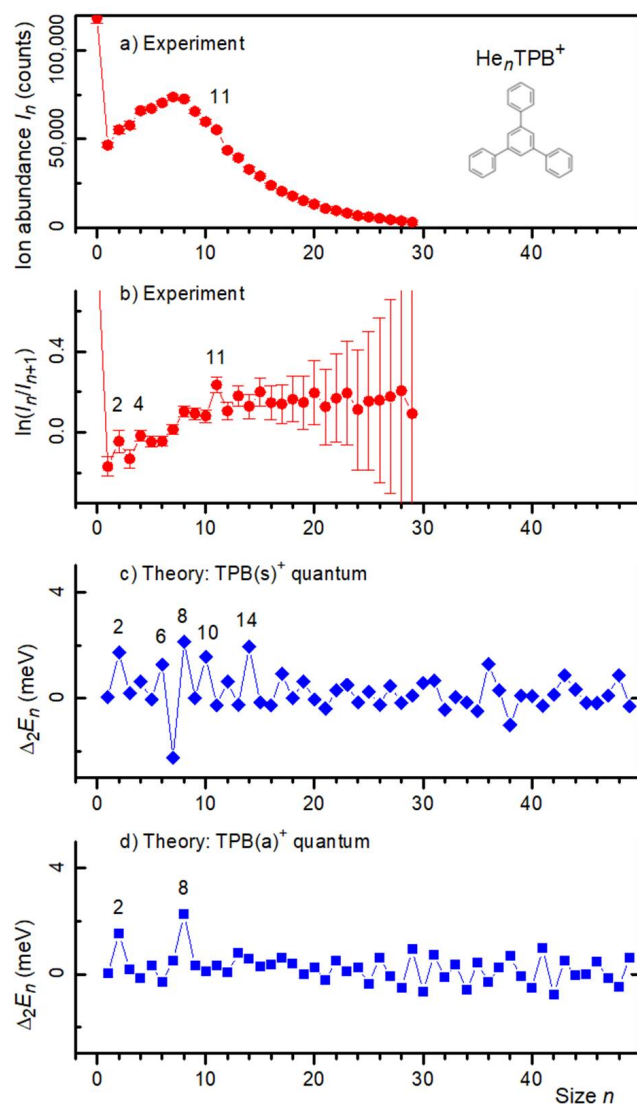


Figure 5. Panel (a): Ion abundance I_n of He_nTPB^+ versus size n . Panel (b): The first derivative of the logarithm of I_n . Prominent local anomalies are labeled. Panels (c,d): The second derivative of the energy E_n of He_nTPB^+ calculated from the quantum virial energy for the symmetric (s) and asymmetric (a) isomer, respectively.

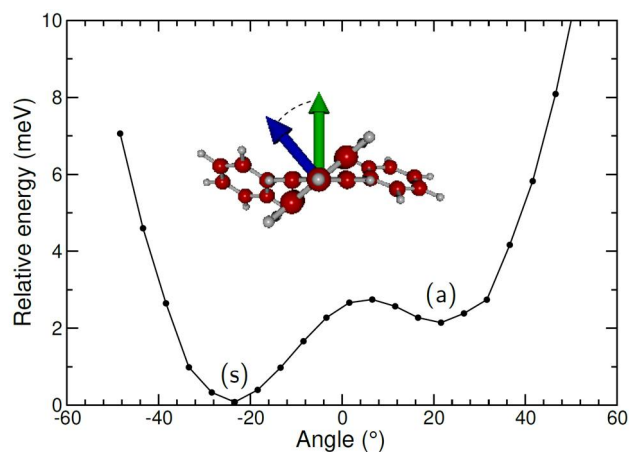


Figure 6. Calculated relative energies for the pathway between the two isomers of TPB^+ , as obtained by rotating the asymmetric phenyl ring around its axis to the central ring.

In the limiting case where TPB^+ assumes a fixed geometry of the (s) or (a) type, global optimization by basin-hopping was performed to identify low-energy structural candidates for 1 to 50 attached He atoms. PIMD simulations were subsequently carried out to determine the corresponding quantum energies. The 2nd derivatives of the computed energies of He_nTPB^+ are shown in Figure 5c,d for the (s) and (a) isomers, respectively. For both isomers, we predict enhanced stability at $n = 2$, in agreement with the experiment. For TPB(a)^+ , we further predict enhanced stability at $n = 8$, which would coincide with the tentatively proposed feature in the experimental data. For TPB(s)^+ , we predict several additional anomalies (at $n = 6, 8, 10, 14$), clearly at variance with the experimental data.

The calculated structure of the adsorbate layer is shown in Figure 7 for $n = 2, 4, 6, 8, 14$, and in Figure S6 for $n = 10, 12, 16, 18, 30$. For small $\text{He}_n\text{TPB(s)}^+$ complexes, the He atoms tend to occupy the hollows of phenyl rings (this is not obvious from Figure 7 because of the tilt of the phenyl rings). The even-numbered complexes prefer a configuration where one half of the adsorbate atoms reside on either side, but the arrangement of the He atoms is not consistent with the approximately 3-fold symmetry of the substrate. For TPB(a)^+ , the adsorption pattern is also rather asymmetric, and $\text{He}_6\text{TPB(a)}^+$ prefers a 2 + 4 configuration. The particularly stable $\text{He}_8\text{TPB(a)}^+$ favors the 4 + 4 configuration with each aromatic ring receiving helium atoms on either side.

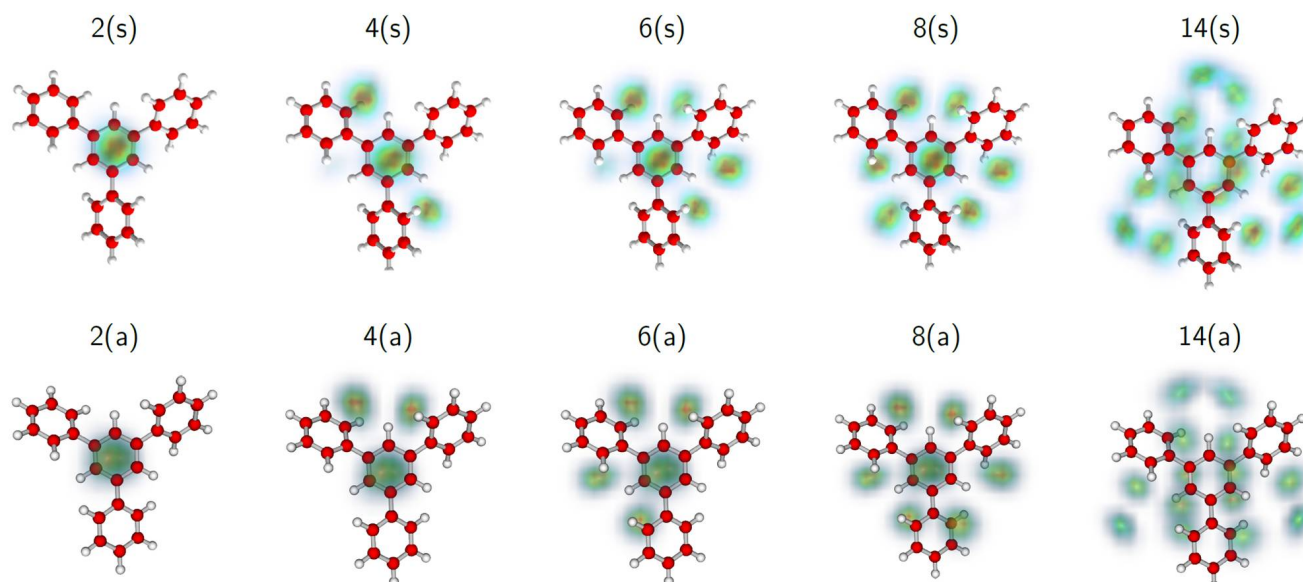


Figure 7. Selected structures of He_nTPB^+ clusters with $n = 2, 4, 6, 8$, and 14 , for isomers (s) and (a). For each size, the helium densities obtained from the PIMD simulations are superimposed on the structure of TPB^+ .

In our previous work, we investigated helium adsorption on another cationic propeller-shaped molecule, namely hexaphenylbenzene ($\text{C}_{42}\text{H}_{30}$, HPB) [28]. The orientation of its phenyl groups is known to strongly depend on the environment but, generally, those structures have a 6-fold rotational symmetry for the neutral molecule. Local optimization of HPB^+ using density-functional theory (DFT) at the wB97xD/6-31+G^* level resulted in a lower symmetry structure (D_2 point group) with two opposite rings at 61° and the other four at 53° only. For this fixed geometry, complexes with $n = 2, 14$, or 28 adsorbed He atoms were calculated to enjoy enhanced stability, in agreement with the experimental data.

The seemingly poorer agreement between experiment and theory for He adsorption on TPB^+ , together with the particularly flat energy pathway predicted by DFT when the phenyl rings rotate around the axes toward the central ring, suggest that the approximation of a fixed geometry for TPB^+ might be too severe. Moreover, and as for HPB^+ , the orientation of the phenyl rings is also likely to be affected by the mere presence of helium itself, and probably be dependent on the number of adsorbed atoms. A more complete theoretical

model accounting for the vibrational delocalization of the TPB cation and its interplay with the surrounding helium atoms, although currently exceeding computational capabilities, would be worth considering further.

3. Materials and Methods

3.1. Experimental Methods

Cationic He_nTPB^+ were formed in HNDs and gently extracted as follows: Neutral HNDs were grown by supersonic expansion of helium through a nozzle (diameter 5 μm , temperature 9.4 K, stagnation pressure 27 bar) into ultra-high vacuum. The expanding beam was skimmed and ionized by electrons (energy 66 eV, current 350 μA). The resulting He_N^{z+} ions were weakly accelerated into an electrostatic hemispherical deflector set to transmit HNDs with a size-to-charge ratio $N/z \approx 4.5 \times 10^4$.

The charged HNDs passed through a pickup cell into which vapor of TPB (obtained from Sigma Aldrich, stated purity 97%) was introduced from an internal oven kept at or slightly below about 270 °C, and next, in an “evaporation cell” that contained helium at ambient temperature and low, variable pressure P_{He} . Each collision transfers, on average, 0.05 eV to the HND, about 80 times the evaporation energy of a single helium atom from bulk helium [40]. Multiple collisions lead to partial or complete evaporation of helium from the doped HND. In this process, any multiply charged HNDs will eventually break up into singly charged ions [40,41].

Small He_nTPL^+ ions were prepared similarly, but the HNDs were formed by a supersonic expansion at a pressure of 22 bar through a nozzle at 9.1 K. The TPL sample (obtained from Sigma Aldrich, stated purity 98%) was vaporized at about 70 °C. $(\text{H}_2)_n\text{TPL}^+$ was formed by introducing H_2 at 0.12 mPa into the evaporation cell.

The ions emerging from the helium evaporation cell were guided by a radio-frequency field into the extraction region of a time-of-flight mass spectrometer equipped with a reflectron in V-configuration. The mass resolution was about 5000 (measured at full-width-at-half-maximum) in the mass region of TPB^+ and TPL^+ . Additional experimental details have been published elsewhere [42].

3.2. Computational Methods

He_nTPL^+ , $(\text{H}_2)_n\text{TPL}^+$, and He_nTPB^+ clusters were modeled using a combination of classical global optimization techniques and path-integral molecular dynamics simulations, following earlier works [2,28,33]. Briefly, we used a many-body force field to describe the interaction between the adsorbed atoms or molecules and the hydrocarbon ion, consisting of additive repulsion–dispersion interaction between the ligands and the C- or H-atoms of the solvated ion, and a polarizable contribution felt by each ligand resulting from the distribution of partial charges on the hydrocarbon cation. The parameters for the He-cation individual interactions can be found in [33], whereas those for the H_2 -cation, in which H_2 is treated as a point-like particle, are taken from Ref. [25].

TPL^+ is planar, and its geometry and partial charges on individual atoms were determined by local optimization using DFT at the wB97xD/6-31 + G^* level. The resulting geometry and charges are provided as Supplementary Material (Table S1). The case of bare TPB^+ turned out to be less straightforward, and local optimizations carried out at the wB97xD/6-31 + G^* level now resulted in two distinct, nearly isoenergetic isomers. In the “asymmetric” isomer TPB(a) , which is also known as the most stable form in the neutral molecule [39], one blade is oriented oppositely to the two others. In the “symmetric” structure, TPB(s) , the three blades of the cation show essentially the same relative orientation and angles relative to the central benzene ring. For both configurations, the partial charges on carbon and hydrogen atoms were determined using single point DFT/ wB97xD/6-31 + G^* calculations and the standard restrained electrostatic potential (RESP) procedure [43]. The two geometries thus obtained are provided as Supplementary Material (Table S1). All quantum chemical calculations were performed using the Gaussian09 software package [44].

Global optimization by basin-hopping was then performed to identify low-energy structural candidates for 1 to 50 He atoms or H₂ molecules attached to the hydrocarbon ion, keeping its geometry fixed. For each cluster size, five independent series of 10⁵ local optimizations were carried out, and a fictitious temperature of 10 K was employed to evaluate the Metropolis acceptance probabilities. Nuclear quantum effects were subsequently included by performing path-integral molecular dynamics (PIMD) simulations and evaluating the virial energy of the system, as well as various structural quantities. The PIMD trajectories were carried out at the temperature of 1 K and employed a Trotter discretization number of 128, a time step of 0.5 fs. They were integrated over 1.2 ns, averages being accumulated after 200 ps. Zero-point energy corrections to the static energies of the global minima were also determined in the harmonic approximation but turned out to be too inaccurate to be considered as reliable.

Classical and quantum energies calculated for He_{*n*}TPL⁺, (H₂)_{*n*}TPL⁺, He_{*n*}TPB(s)⁺, and He_{*n*}TPB(a)⁺ are provided as Supplementary Material (Table S2).

4. Conclusions

We investigated the adsorption of He or H₂ on cationic triphenylene (TPL), and of He on cationic triphenylbenzene (TPB). For the planar TPL⁺ the experimental data suggest enhanced stability for complexes containing *n* = 2, 4, or 6 adsorbed He atoms, in reasonable agreement with theory which predicts enhanced stability for *n* = 2 and 6. Theory predicts another particularly stable complex for *n* = 14 but, unfortunately, the experimental data in this size range are compromised by contributions from ions containing two H₂O molecules.

TPB⁺ is a propeller-shaped molecule; the fluxional character of the orientation of its blades provides an additional challenge to theory. We identify two isomers, one with all three blades oriented similarly, the other with one blade oriented opposite to the other two. For the latter isomer, we computed that *n* = 2 or 8 He atoms would be adsorbed particularly strongly. The value *n* = 2 agrees with experiment, but *n* = 8 agrees only if we postulate that the mass peak assigned to He₉TPB⁺ has a non-negligible contribution from (H₂O)₂TPB⁺. Mass spectra recorded with a deliberately increased water contamination provide credence to this postulate. Alternatively, the very small energy barrier between the two structural isomers of TPB⁺ together with the possible dependence of blade orientation on the presence of ligands already known for hexaphenylbenzene lead to a situation where structures and energies computed for He adsorption on a fixed molecular template are likely to be unrealistic already above two adsorbed helium atoms.

Supplementary Materials: The following supporting information can be downloaded at: <https://www.mdpi.com/article/10.3390/molecules27154937/s1>. The file TRI_SI_220712.pdf provides additional experimental and theoretical results in graphical form, plus the calculated geometries of TPL⁺, TPB(s)⁺, and TPB(a)⁺.

Author Contributions: Conceptualization, S.K., F.C., P.S. and O.E.; formal analysis, S.K., F.C. and O.E.; funding acquisition, P.S.; investigation, S.B., S.K., F.C., E.G. and F.Z.; project administration, P.S.; software, F.C.; supervision, F.Z. and P.S.; visualization, S.K., F.C. and O.E.; writing—original draft, F.C. and O.E.; writing—review & editing, S.B., S.K., F.C., E.G., F.Z., P.S. and O.E. All authors have read and agreed to the published version of the manuscript.

Funding: This work was supported by the Austrian Science Fund, FWF (Projects I4130, P31149, T1181, and W1259-N27).

Institutional Review Board Statement: Not applicable.

Informed Consent Statement: Not applicable.

Data Availability Statement: The data presented in this study are available in the Supplementary Material.

Conflicts of Interest: The authors declare no conflict of interest.

References

1. Leidlmair, C.; Wang, Y.; Bartl, P.; Schöbel, H.; Denifl, S.; Probst, M.; Alcamí, M.; Martín, F.; Zettergren, H.; Hansen, K.; et al. Structures, energetics and dynamics of helium adsorbed on isolated fullerene ions. *Phys. Rev. Lett.* **2012**, *108*, 076101. [[CrossRef](#)] [[PubMed](#)]
2. Calvo, F. Size-induced melting and reentrant freezing in fullerene-doped helium clusters. *Phys. Rev. B* **2012**, *85*, 060502(R). [[CrossRef](#)]
3. Shin, H.; Kwon, Y. Commensurate-incommensurate transition of ^4He adsorbed on a single C_{60} molecule. *J. Chem. Phys.* **2012**, *136*, 064514. [[CrossRef](#)] [[PubMed](#)]
4. Calvo, F.; Yurtsever, E.; Tekin, A. Physisorption of H_2 on fullerenes and the solvation of C_{60} by hydrogen clusters at finite temperature: A theoretical assessment. *J. Phys. Chem. A* **2018**, *122*, 2792–2800. [[CrossRef](#)]
5. González-Lezana, T.; Echt, O.; Gatchell, M.; Bartolomei, M.; Campos-Martínez, J.; Scheier, P. Solvation of ions in helium. *Int. Rev. Phys. Chem.* **2020**, *39*, 465–516. [[CrossRef](#)]
6. Leidlmair, C.; Bartl, P.; Schöbel, H.; Denifl, S.; Probst, M.; Scheier, P.; Echt, O. On the possible presence of weakly bound fullerene- H_2 complexes in the interstellar medium. *Astrophys. J. Lett.* **2011**, *738*, L4. [[CrossRef](#)]
7. Zöttl, S.; Kaiser, A.; Bartl, P.; Leidlmair, C.; Mauracher, A.; Probst, M.; Denifl, S.; Echt, O.; Scheier, P. Methane adsorption on graphitic nanostructures: Every molecule counts. *J. Phys. Chem. Lett.* **2012**, *3*, 2598–2603. [[CrossRef](#)] [[PubMed](#)]
8. Kaiser, A.; Leidlmair, C.; Bartl, P.; Zöttl, S.; Denifl, S.; Mauracher, A.; Probst, M.; Scheier, P.; Echt, O. Adsorption of hydrogen on neutral and charged fullerene: Experiment and theory. *J. Chem. Phys.* **2013**, *138*, 074311. [[CrossRef](#)] [[PubMed](#)]
9. Echt, O.; Kaiser, A.; Zöttl, S.; Mauracher, A.; Denifl, S.; Scheier, P. Adsorption of polar and non-polar molecules on isolated cationic C_{60} , C_{70} , and their aggregates. *ChemPlusChem* **2013**, *78*, 910–920. [[CrossRef](#)]
10. Zöttl, S.; Kaiser, A.; Daxner, M.; Goulart, M.; Mauracher, A.; Probst, M.; Hagelberg, F.; Denifl, S.; Scheier, P.; Echt, O. Ordered phases of ethylene adsorbed on charged fullerenes and their aggregates. *Carbon* **2014**, *69*, 206–220. [[CrossRef](#)]
11. Kaiser, A.; Renzler, M.; Kranabetter, L.; Schwärzler, M.; Parajuli, R.; Echt, O.; Scheier, P. On enhanced hydrogen adsorption on alkali (cesium) doped C_{60} and effects of the quantum nature of the H_2 molecule on physisorption energies. *Int. J. Hydrogen Energy* **2017**, *42*, 3078–3086. [[CrossRef](#)]
12. Calvo, F.; Yurtsever, E. Solvation of carbonaceous molecules by para- H_2 and ortho- D_2 clusters. II. Fullerenes. *J. Chem. Phys.* **2016**, *145*, 084304. [[CrossRef](#)] [[PubMed](#)]
13. Harnisch, M.; Weinberger, N.; Denifl, S.; Scheier, P.; Echt, O. Adsorption of helium on isolated C_{60} and C_{70} anions. *Mol. Phys.* **2015**, *113*, 2191–2196. [[CrossRef](#)]
14. Ralser, S.; Kaiser, A.; Probst, M.; Postler, J.; Renzler, M.; Bohme, D.K.; Scheier, P. Experimental evidence for the influence of charge on the adsorption capacity of carbon dioxide on charged fullerenes. *Phys. Chem. Chem. Phys.* **2016**, *18*, 3048–3055. [[CrossRef](#)] [[PubMed](#)]
15. Steele, W. Molecular interactions for physical adsorption. *Chem. Rev.* **1993**, *93*, 2355–2378. [[CrossRef](#)]
16. Acosta-Gutierrez, S.; Breton, J.; Llorente, J.M.G.; Hernandez-Rojas, J. Optimal covering of C_{60} fullerene by rare gases. *J. Chem. Phys.* **2012**, *137*, 074306. [[CrossRef](#)] [[PubMed](#)]
17. Schöbel, H.; Leidlmair, C.; Bartl, P.; Aleem, A.; Hager, M.; Echt, O.; Märk, T.D.; Scheier, P. Ion–molecule reactions of ammonia clusters with C_{60} aggregates embedded in helium droplets. *Phys. Chem. Chem. Phys.* **2011**, *13*, 1092–1098. [[CrossRef](#)]
18. Hartmann, M.; Lindinger, A.; Toennies, J.P.; Vilesov, A.F. Hole-burning studies of the splitting in the ground and excited vibronic states of tetracene in helium droplets. *J. Phys. Chem. A* **2001**, *105*, 6369–6377. [[CrossRef](#)]
19. Heidenreich, A.; Even, U.; Jortner, J. Nonrigidity, delocalization, spatial confinement and electronic-vibrational spectroscopy of anthracene-helium clusters. *J. Chem. Phys.* **2001**, *115*, 10175–10185. [[CrossRef](#)]
20. Schmied, R.; Çarçabal, P.; Dokter, A.M.; Lonij, V.P.A.; Lehmann, K.K.; Scoles, G. UV spectra of benzene isotopomers and dimers in helium nanodroplets. *J. Chem. Phys.* **2004**, *121*, 2701. [[CrossRef](#)]
21. Lehnig, R.; Slenczka, A. Spectroscopic investigation of the solvation of organic molecules in superfluid helium droplets. *J. Chem. Phys.* **2005**, *122*, 244317. [[CrossRef](#)]
22. Donchev, A.G. Ab initio study of the effects of orientation and corrugation for H_2 adsorbed on polycyclic aromatic hydrocarbons. *J. Chem. Phys.* **2007**, *126*, 124706. [[CrossRef](#)]
23. Xu, M.; Bacic, Z. Wave function delocalization and large-amplitude vibrations of helium on corrugated aromatic microsurfaces: Tetracene-He and pentacene-He van der Waals complexes. *J. Phys. Chem. A* **2007**, *111*, 7653–7663. [[CrossRef](#)] [[PubMed](#)]
24. Rodriguez-Cantano, R.; de Tudela, R.P.; Bartolomei, M.; Hernandez, M.I.; Campos-Martínez, J.; Gonzalez-Lezana, T.; Villarreal, P.; Hernandez-Rojas, J.; Breton, J. Coronene molecules in helium clusters: Quantum and classical studies of energies and configurations. *J. Chem. Phys.* **2015**, *143*, 224306. [[CrossRef](#)]
25. Calvo, F.; Yurtsever, E. Solvation of carbonaceous molecules by para- H_2 and ortho- D_2 clusters. I. Polycyclic aromatic hydrocarbons. *J. Chem. Phys.* **2016**, *144*, 224302. [[CrossRef](#)]
26. Calvo, F. Shell completion of helium atoms around the coronene cation. *Comput. Theor. Chem.* **2017**, *1107*, 2–6. [[CrossRef](#)]
27. Calvo, F.; Yurtsever, E. Solvation of coronene oligomers by para- H_2 molecules: The effects of size and shape. *Phys. Chem. Chem. Phys.* **2020**, *22*, 12465–12475. [[CrossRef](#)] [[PubMed](#)]
28. Kollotzek, S.; Calvo, F.; Krasnokutski, S.; Zappa, F.; Scheier, P.; Echt, O. Adsorption of helium on a charged propeller molecule: Hexaphenylbenzene. *Eur. Phys. J. D* **2021**, *75*, 299. [[CrossRef](#)]

29. Schiller, A.; Meyer, M.; Martini, P.; Zappa, F.; Krasnokutskiy, S.; Calvo, F.; Scheier, P. Adsorption of helium on small cationic PAHs: Influence of hydrocarbon structure on the microsolvation pattern. *J. Phys. Chem. A* **2021**, *125*, 7813–7824. [[CrossRef](#)]
30. Kurzthaler, T.; Rasul, B.; Kuhn, M.; Lindinger, A.; Scheier, P.; Ellis, A.M. The adsorption of helium atoms on coronene cations. *J. Chem. Phys.* **2016**, *145*, 064305. [[CrossRef](#)]
31. Goulart, M.; Kuhn, M.; Rasul, B.; Postler, J.; Gatchell, M.; Zettergren, H.; Scheier, P.; Echt, O. The structure of coronene cluster ions inferred from H₂ uptake in the gas phase. *Phys. Chem. Chem. Phys.* **2017**, *19*, 27968–27973. [[CrossRef](#)]
32. Meyer, M.; Martini, P.; Schiller, A.; Zappa, F.; Krasnokutski, S.A.; Scheier, P. Electronic spectroscopy of anthracene cations and protonated anthracene in the search for carriers of diffuse interstellar bands. *Astrophys. J.* **2021**, *913*, 136. [[CrossRef](#)]
33. Calvo, F. Coating polycyclic aromatic hydrocarbon cations with helium clusters: Snowballs and slush. *J. Phys. Chem. A* **2015**, *119*, 5959–5970. [[CrossRef](#)]
34. Ralser, S.; Postler, J.; Harnisch, M.; Ellis, A.M.; Scheier, P. Extracting cluster distributions from mass spectra: Isotopefit. *Int. J. Mass Spectrom.* **2015**, *379*, 194–199. [[CrossRef](#)]
35. Brack, M.; Genzken, O.; Hansen, K. Thermal electronic properties of alkali clusters. *Z. Phys. D* **1991**, *19*, 51–53. [[CrossRef](#)]
36. Bjørnholm, S.; Borggreen, J.; Echt, O.; Hansen, K.; Pedersen, J.; Rasmussen, H.D. The influence of shells, electron thermodynamics, and evaporation on the abundance spectra of large sodium metal clusters. *Z. Phys. D* **1991**, *19*, 47–50. [[CrossRef](#)]
37. Hansen, K.; Näher, U. Evaporation and cluster abundance spectra. *Phys. Rev. A* **1999**, *60*, 1240–1250. [[CrossRef](#)]
38. Andersen, J.U.; Bonderup, E.; Hansen, K. On the concept of temperature for a small isolated system. *J. Chem. Phys.* **2001**, *114*, 6518–6525. [[CrossRef](#)]
39. NIST Standard Reference Database 69: NIST Chemistry WebBook. Available online: <https://webbook.nist.gov/chemistry/> (accessed on 12 July 2022).
40. Tiefenthaler, L.; Kollotzek, S.; Gatchell, M.; Hansen, K.; Scheier, P.; Echt, O. Isotope enrichment in neon clusters grown in helium nanodroplets. *J. Chem. Phys.* **2020**, *153*, 164305. [[CrossRef](#)]
41. Tiefenthaler, L.; Kollotzek, S.; Ellis, A.M.; Scheier, P.; Echt, O. Proton transfer at subkelvin temperatures. *Phys. Chem. Chem. Phys.* **2020**, *22*, 28165–28172. [[CrossRef](#)]
42. Tiefenthaler, L.; Ameixa, J.; Martini, P.; Albertini, S.; Ballauf, L.; Zankl, M.; Goulart, M.; Laimer, F.; von Haeften, K.; Zappa, F.; et al. An intense source for cold cluster ions of a specific composition. *Rev. Sci. Instrum.* **2020**, *91*, 033315. [[CrossRef](#)]
43. Wang, J.; Cieplak, K.; Kollman, K.A. How well does a restrained electrostatic potential (RESP) model perform in calculating conformational energies of organic and biological molecules? *J. Comput. Chem.* **2000**, *21*, 1049–1074. [[CrossRef](#)]
44. Frisch, M.J.; Trucks, G.W.; Schlegel, H.B.; Scuseria, G.E.; Robb, M.A.; Cheeseman, J.R.; Scalmani, G.; Barone, V.; Mennucci, B.; Petersson, G.A.; et al. *Gaussian 09, Revision E.01*; Gaussian, Inc.: Wallingford, CT, USA, 2009.