



EURO-EXPERT: Italy Data Summary

Livia Holden, Anna Tsalapatani, Valeria Verdolini

► To cite this version:

Livia Holden, Anna Tsalapatani, Valeria Verdolini. EURO-EXPERT: Italy Data Summary. EURO-EXPERT. 2022. hal-03853341

HAL Id: hal-03853341

<https://hal.science/hal-03853341>

Submitted on 15 Nov 2022

HAL is a multi-disciplinary open access archive for the deposit and dissemination of scientific research documents, whether they are published or not. The documents may come from teaching and research institutions in France or abroad, or from public or private research centers.

L'archive ouverte pluridisciplinaire **HAL**, est destinée au dépôt et à la diffusion de documents scientifiques de niveau recherche, publiés ou non, émanant des établissements d'enseignement et de recherche français ou étrangers, des laboratoires publics ou privés.

Italy Data Summary

CULTURAL EXPERTISE IN EUROPE: WHAT IS IT USEFUL FOR? (EURO-EXPERT)

PI: Livia Holden | Post-Doc: Anna Tsalapatanis: Data Collector: Valeria Verdolini

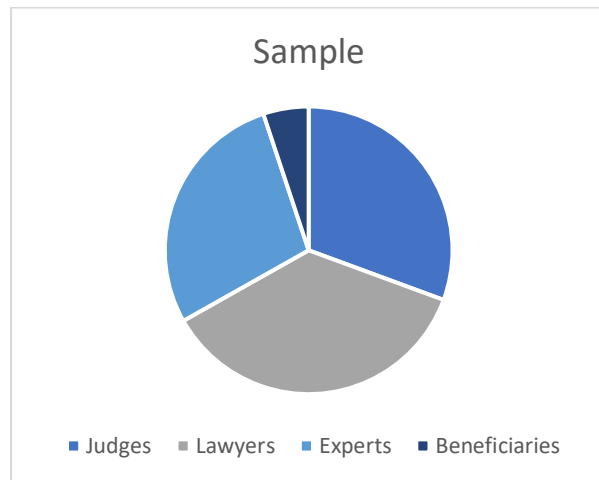
Date of First Publication: 20/07/2019

Date of Revision: 01/02/2022

Qualities of Sample

There were 196 responses to the Italy survey, of which (31%, 60) were judges, (36%, 71) were lawyers, (28%, 55) were experts and (5%, 10) were beneficiaries.

Respondent categories	%	#
Judges	31%	60
Lawyers	36%	71
Experts	28%	55
Beneficiaries	5%	10
Total	100%	196



Country locations

Of the 91%, 178, of respondents who indicated their location, (20%, 36) indicated Milan, followed by Rome (10%, 18), Turin (10%, 17), North Italy (6%, 11), Bologna (5%, 9), Lombardy (5%, 9) and Veneto (4%, 7), with all the remaining areas accounting for 3% or less.

Italy Data Summary

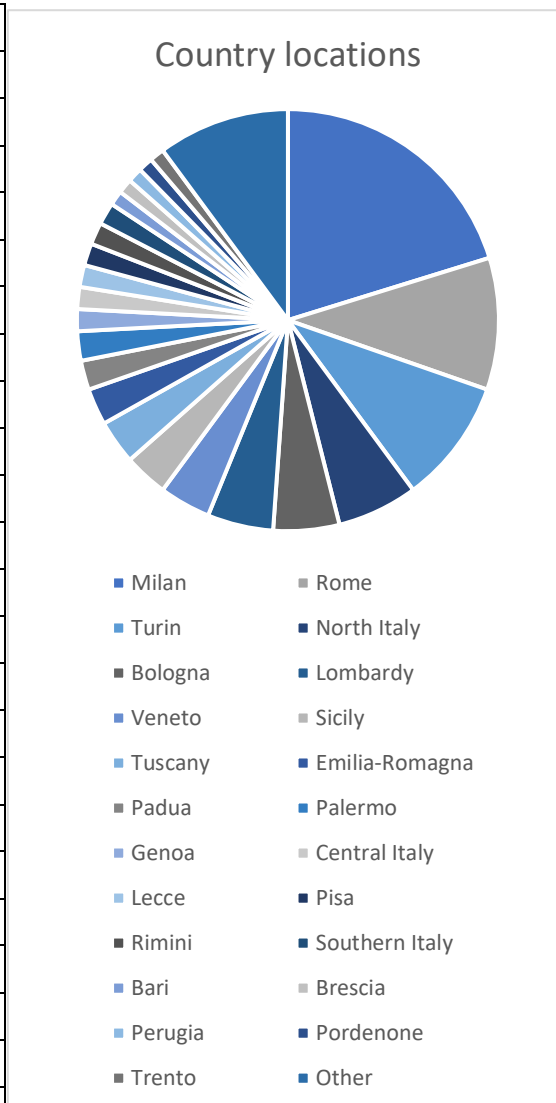
CULTURAL EXPERTISE IN EUROPE: WHAT IS IT USEFUL FOR? (EURO-EXPERT)

PI: Livia Holden | Post-Doc: Anna Tsalapatanis: Data Collector: Valeria Verdolini

Date of First Publication: 20/07/2019

Date of Revision: 01/02/2022

Country location	%	#
Milan	20%	36
Rome	10%	18
Turin	10%	17
North Italy	6%	11
Bologna	5%	9
Lombardy	5%	9
Veneto	4%	7
Sicily	3%	6
Tuscany	3%	6
Emilia-Romagna	3%	5
Padua	2%	4
Palermo	2%	4
Genoa	2%	3
Central Italy	2%	3
Lecce	2%	3
Pisa	2%	3
Rimini	2%	3
Southern Italy	2%	3
Bari	1%	2
Brescia	1%	2
Perugia	1%	2
Pordenone	1%	2
Trento	1%	2
Other	10%	18
Total	100%	178



Judges

The most common degree of jurisdiction for Judges was 'Lower judiciary' (55%, 29), followed by 'Middle judiciary' (19%, 10), 'Upper judiciary' (8%, 4) and (19%, 10) chose 'Other'.

Italy Data Summary

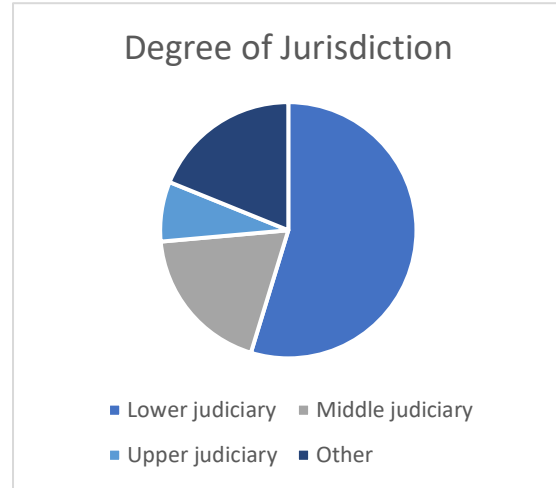
CULTURAL EXPERTISE IN EUROPE: WHAT IS IT USEFUL FOR? (EURO-EXPERT)

PI: Livia Holden | Post-Doc: Anna Tsalapatanis: Data Collector: Valeria Verdolini

Date of First Publication: 20/07/2019

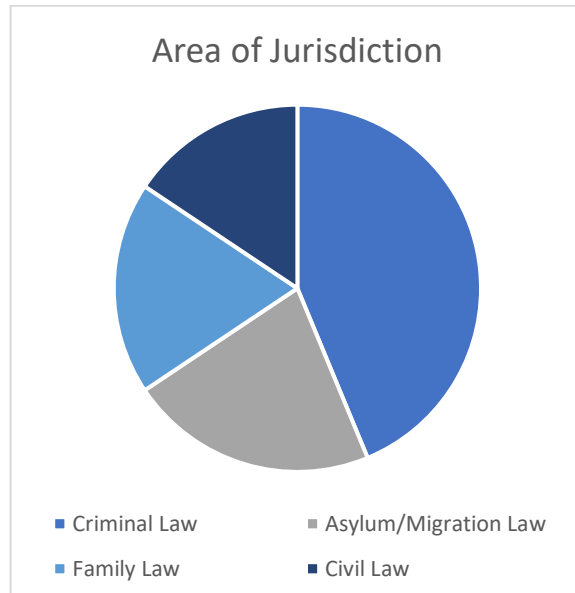
Date of Revision: 01/02/2022

Degree of Jurisdiction	%	#
Lower judiciary	55%	29
Middle judiciary	19%	10
Upper judiciary	8%	4
Other	19%	10
Total	100%	53



The most common area of jurisdiction was 'Criminal Law' (44%, 28), followed by 'Asylum/Migration Law' (22%, 14), 'Family Law' (19%, 12) and 'Civil Law' (16%, 10).

Area of Jurisdiction	%	#
Criminal Law	44%	28
Asylum/Migration Law	22%	14
Family Law	19%	12
Civil Law	16%	10
Total	100%	64



Italy Data Summary

CULTURAL EXPERTISE IN EUROPE: WHAT IS IT USEFUL FOR? (EURO-EXPERT)

PI: Livia Holden | Post-Doc: Anna Tsalapatanis: Data Collector: Valeria Verdolini

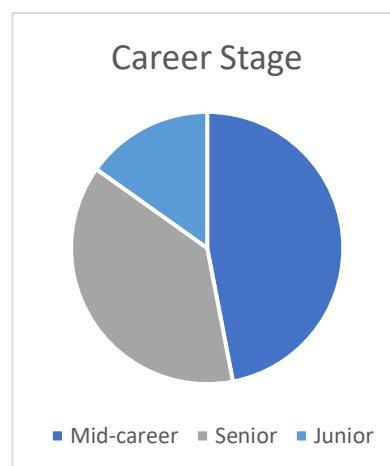
Date of First Publication: 20/07/2019

Date of Revision: 01/02/2022

Lawyers

Out of the 66 lawyers who responded, (47%, 31) indicated that they were 'Mid-career', followed by 'Senior' (38%, 25) and the remaining 15% (10) chose 'Junior'.

Career Stage	%	#
Mid-career	47%	31
Senior	38%	25
Junior	15%	10
Total	100%	66



For the areas of law practiced, 'Immigration law' (22%, 37) followed by 'Criminal law' (16%, 27), then 'Refugee and asylum law' (13%, 22), 'Family law' (8%, 14), 'Labour law' (7%, 12), 'Contracts and Obligations' (6%, 10), 'International Human Rights law' (6%, 10) and 'European law' (4%, 6) with all the remaining areas accounting for 3% or less.

Italy Data Summary

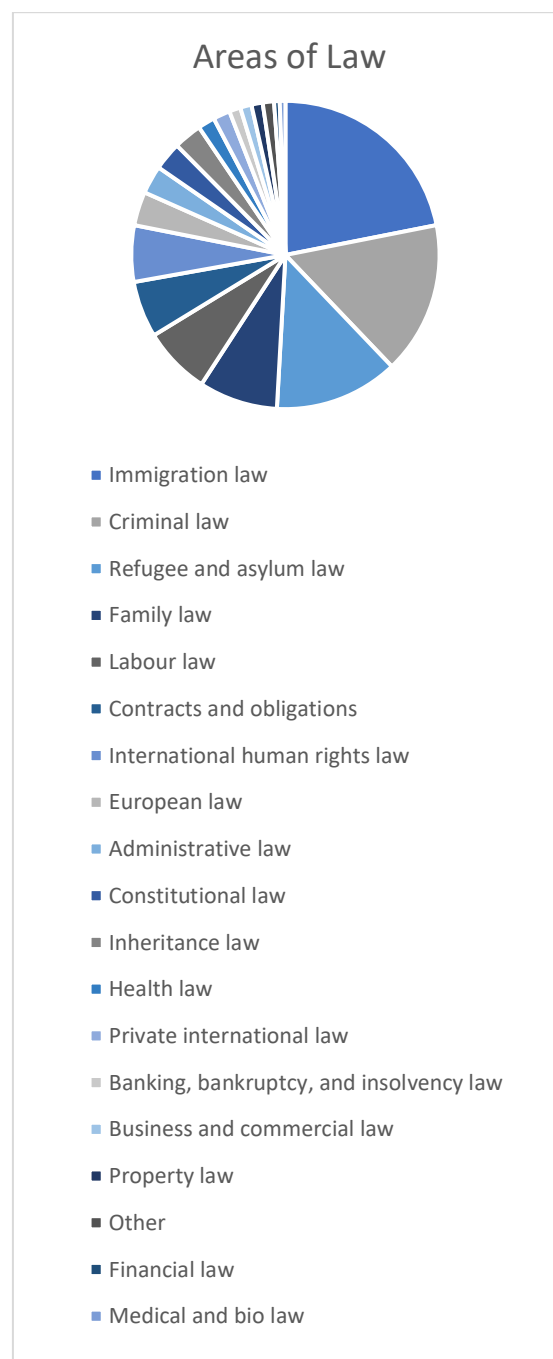
CULTURAL EXPERTISE IN EUROPE: WHAT IS IT USEFUL FOR? (EURO-EXPERT)

PI: Livia Holden | Post-Doc: Anna Tsalapatanis: Data Collector: Valeria Verdolini

Date of First Publication: 20/07/2019

Date of Revision: 01/02/2022

Areas of Law	%	#
Immigration law	22%	37
Criminal law	16%	27
Refugee and asylum law	13%	22
Family law	8%	14
Labour law	7%	12
Contracts and obligations	6%	10
International human rights law	6%	10
European law	4%	6
Administrative law	3%	5
Constitutional law	3%	5
Inheritance law	3%	5
Health law	2%	3
Private international law	2%	3
Banking, bankruptcy, and insolvency law	1%	2
Business and commercial law	1%	2
Property law	1%	2
Other	1%	2
Financial law	1%	1
Medical and bio law	1%	1
Total	100%	169



Experts

The most common expert type was ‘Expert Witness’ (53%, 23) followed by ‘Other’ (37%, 16), ‘Cultural mediator’ (7%, 3) and ‘Translator/interpreter’ (2%, 1).

Italy Data Summary

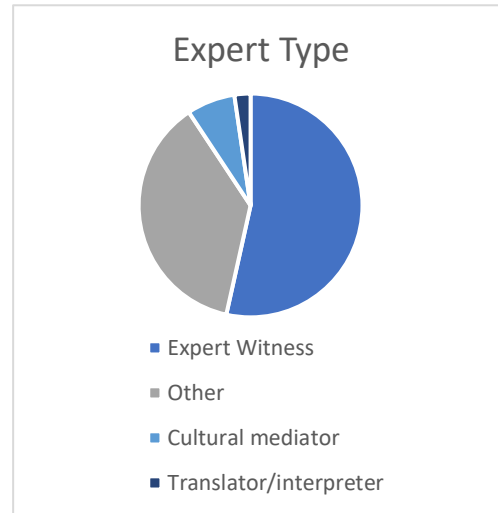
CULTURAL EXPERTISE IN EUROPE: WHAT IS IT USEFUL FOR? (EURO-EXPERT)

PI: Livia Holden | Post-Doc: Anna Tsalapatanis: Data Collector: Valeria Verdolini

Date of First Publication: 20/07/2019

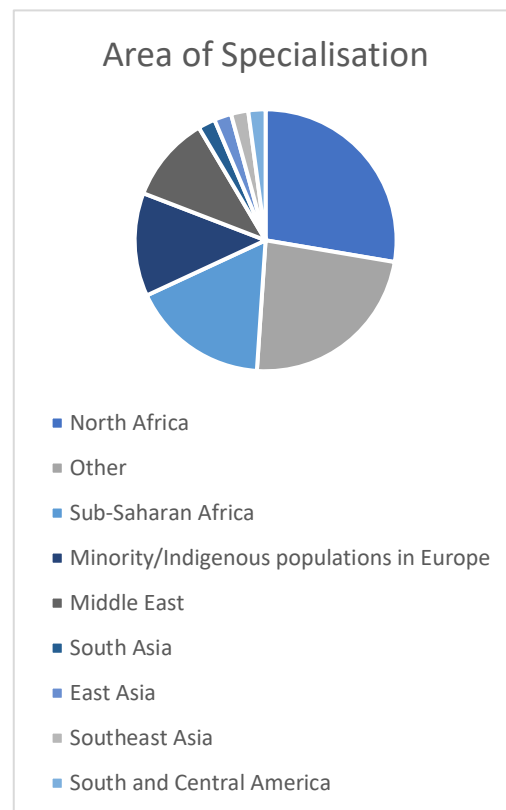
Date of Revision: 01/02/2022

Expert Type	%	#
Expert Witness	53%	23
Other	37%	16
Cultural mediator	7%	3
Translator/interpreter	2%	1
Total	100%	43



The most common response to the question regarding area of specialisation was 'Other' (32%, 7) followed by 'Sub-Saharan Africa' (18%, 4), then 'Minority/Indigenous Populations in Europe' (18%, 4), 'North Africa' (14%, 3), 'Middle East' (9%, 2) and 'East Asia' (9%, 2).

Area of Specialisation	%	#
North Africa	28%	13
Other	23%	11
Sub-Saharan Africa	17%	8
Minority/Indigenous populations in Europe	13%	6
Middle East	11%	5
South Asia	2%	1
East Asia	2%	1
Southeast Asia	2%	1
South and Central America	2%	1
Total	100%	47



Italy Data Summary

CULTURAL EXPERTISE IN EUROPE: WHAT IS IT USEFUL FOR? (EURO-EXPERT)

PI: Livia Holden | Post-Doc: Anna Tsalapatanis: Data Collector: Valeria Verdolini

Date of First Publication: 20/07/2019

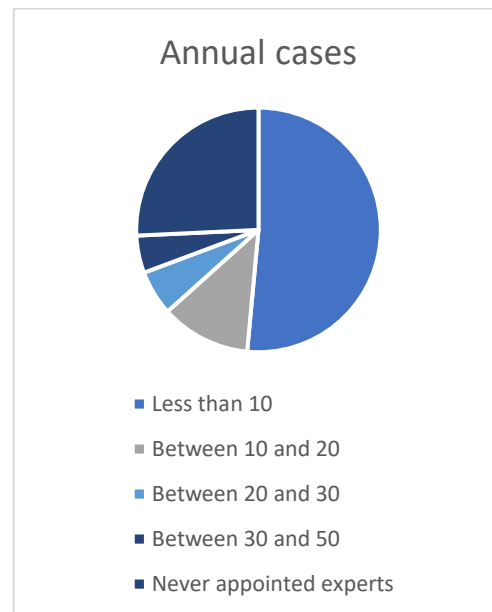
Date of Revision: 01/02/2022

Frequency

Frequency of involvement

To the question of how many experts did they instruct annually, most responding judges and lawyers chose 'Less than 10' (51%, 52), followed by 'Never appointed experts' (26%, 26), 'Between 10 and 20' (12%, 12), 'Between 20 and 30' (6%, 5) and 'Between 30 and 50' (5%, 5).

Annual cases	%	#
Less than 10	51%	52
Between 10 and 20	12%	12
Between 20 and 30	6%	6
Between 30 and 50	5%	5
Never appointed experts	26%	26
Total	100%	101



(45%, 20) of experts provided 'Less than 5' written reports, (14%, 6) indicated a number of written reports 'Between 5 and 10', (9%, 4) indicated 'Between 10 and 20', (11%, 5) indicated 'Between 20 and 50', (2%, 1) indicated 'Between 50 and 100' and (18%, 8) chose 'Other'.

(63%, 25) of experts provided 'Less than 5 oral reports', (5%, 2) indicated 'Between 20 and 50' and (33%, 13) chose 'Other'.

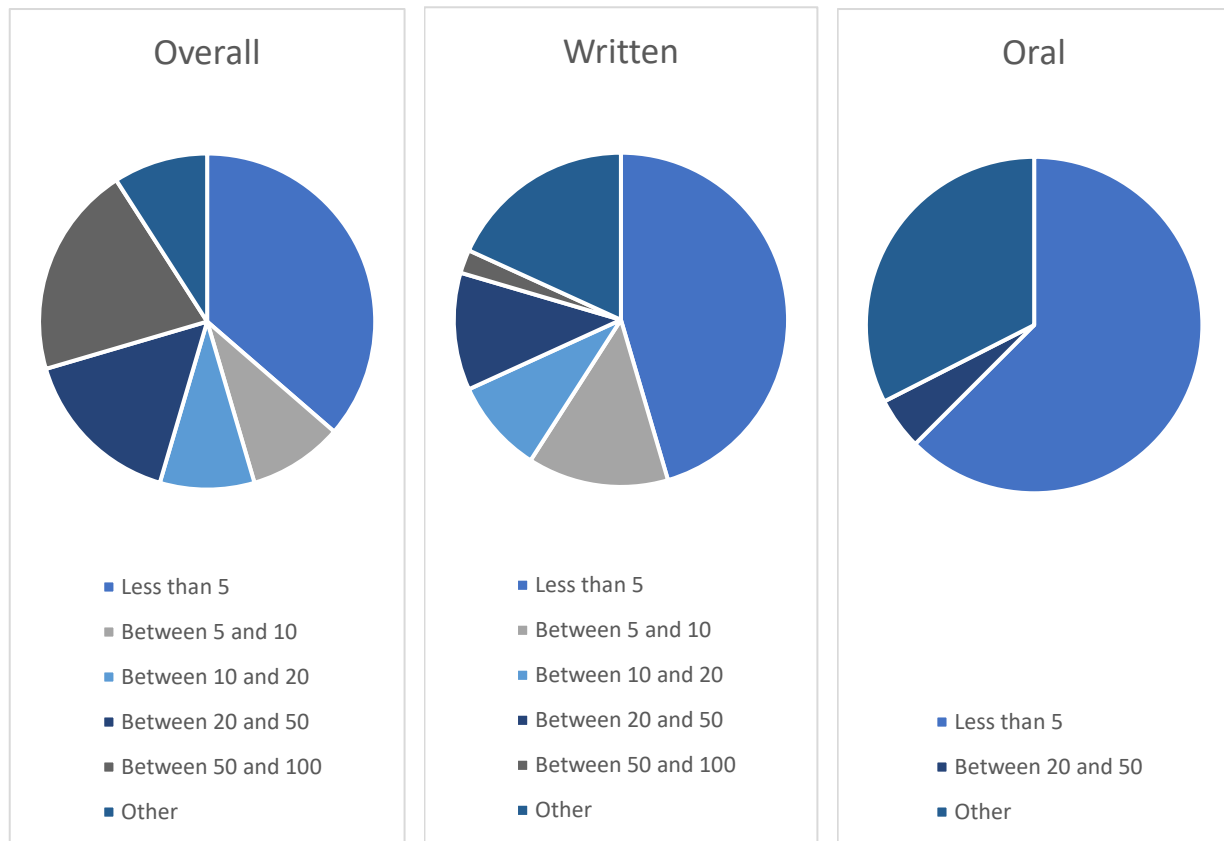
Italy Data Summary

CULTURAL EXPERTISE IN EUROPE: WHAT IS IT USEFUL FOR? (EURO-EXPERT)

PI: Livia Holden | Post-Doc: Anna Tsalapatanis: Data Collector: Valeria Verdolini

Date of First Publication: 20/07/2019

Date of Revision: 01/02/2022



Fields of law

The most common area of use of cultural expertise was Immigration Law (18%, 63) followed by Refugee and Asylum Law (15%, 51), then Criminal Law (12%, 41), Family Law (12%, 40), International Humanin Rights Law (8%, 27), with all remaining areas of law receiving 4% or less.

Italy Data Summary

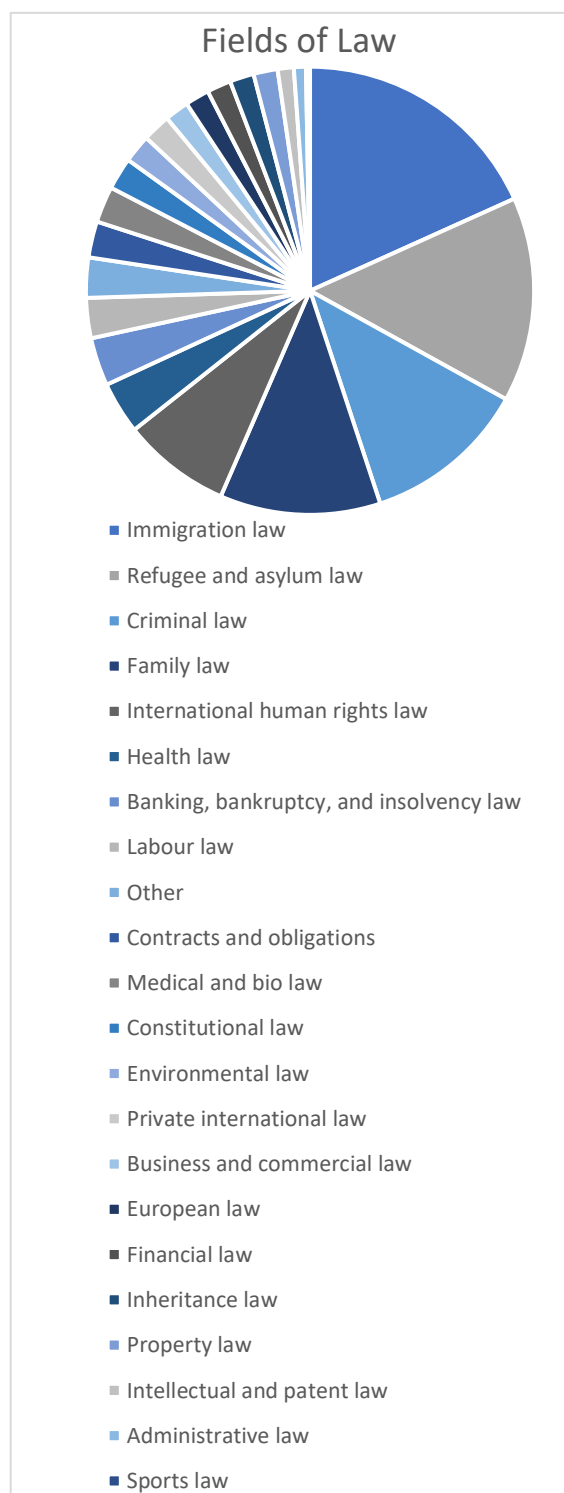
CULTURAL EXPERTISE IN EUROPE: WHAT IS IT USEFUL FOR? (EURO-EXPERT)

PI: Livia Holden | Post-Doc: Anna Tsalapatanis: Data Collector: Valeria Verdolini

Date of First Publication: 20/07/2019

Date of Revision: 01/02/2022

Fields of Law	%	#
Immigration law	18%	63
Refugee and asylum law	15%	51
Criminal law	12%	41
Family law	12%	40
International human rights law	8%	27
Health law	4%	13
Banking, bankruptcy, and insolvency law	3%	12
Labour law	3%	10
Other	3%	10
Contracts and obligations	3%	9
Medical and bio law	3%	9
Constitutional law	2%	8
Environmental law	2%	7
Private international law	2%	7
Business and commercial law	2%	6
European law	2%	6
Financial law	2%	6
Inheritance law	2%	6
Property law	2%	6
Intellectual and patent law	1%	4
Administrative law	1%	3
Sports law	0%	1
Total	100%	345



Italy Data Summary

CULTURAL EXPERTISE IN EUROPE: WHAT IS IT USEFUL FOR? (EURO-EXPERT)

PI: Livia Holden | Post-Doc: Anna Tsalapatanis: Data Collector: Valeria Verdolini

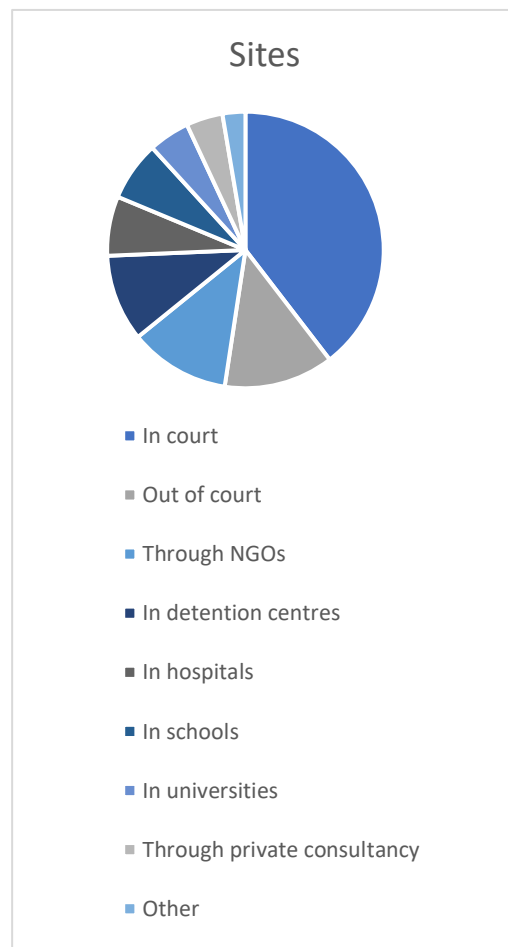
Date of First Publication: 20/07/2019

Date of Revision: 01/02/2022

Sites

The most common site of cultural expertise was 'In court' (40%, 74) followed by 'Out of Court' (13%, 24) then 'Through NGOs' (12%, 22), 'In Detention Centres' (10%, 19), 'In Hospitals' (7%, 13) and 'In Schools' (7%, 13), with all remaining categories receiving 5% or less.

Sites	%	#
In court	40%	74
Out of court	13%	24
Through NGOs	12%	22
In detention centres	10%	19
In hospitals	7%	13
In schools	7%	13
In universities	5%	9
Through private consultancy	4%	8
Other	3%	5
Total	100%	187



Italy Data Summary

CULTURAL EXPERTISE IN EUROPE: WHAT IS IT USEFUL FOR? (EURO-EXPERT)

PI: Livia Holden | Post-Doc: Anna Tsalapatanis: Data Collector: Valeria Verdolini

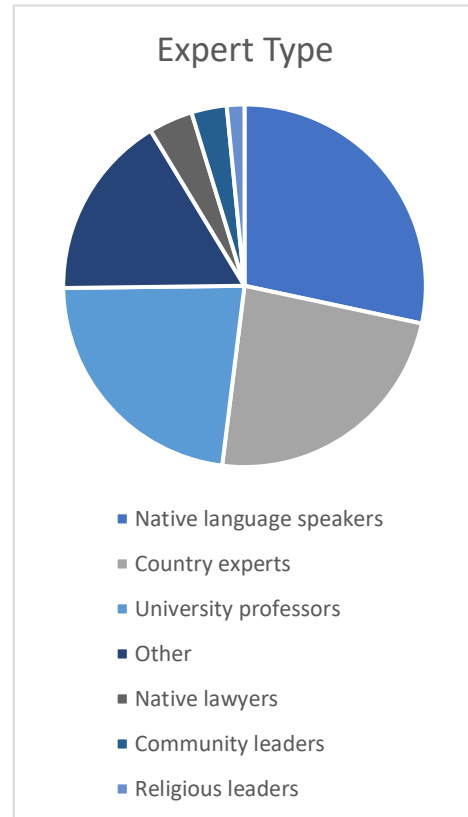
Date of First Publication: 20/07/2019

Date of Revision: 01/02/2022

Typology of Experts

The most common response to the question regarding the expert type was ‘Native language speakers (28%, 36), followed by ‘Country experts’ (24%, 30), then ‘University professors’ (23%, 29) and ‘Other’ (17%, 21), with all remaining categories receiving 4% or less.

Expert Type	%	#
Native language speakers	28%	36
Country experts	24%	30
University professors	23%	29
Other	17%	21
Native lawyers	4%	5
Community leaders	3%	4
Religious leaders	2%	2
Total	100%	127



Discipline

The (23%, 29) who selected ‘University professors’ were asked to specify the disciplines of those professors. The most common responses was Sociology (27%, 12), followed by Anthropology (20%, 9), Linguistics (16%, 7), Law (16%, 7), and ‘Other’ (16%, 7) with all remaining areas receiving 2% or less.

Italy Data Summary

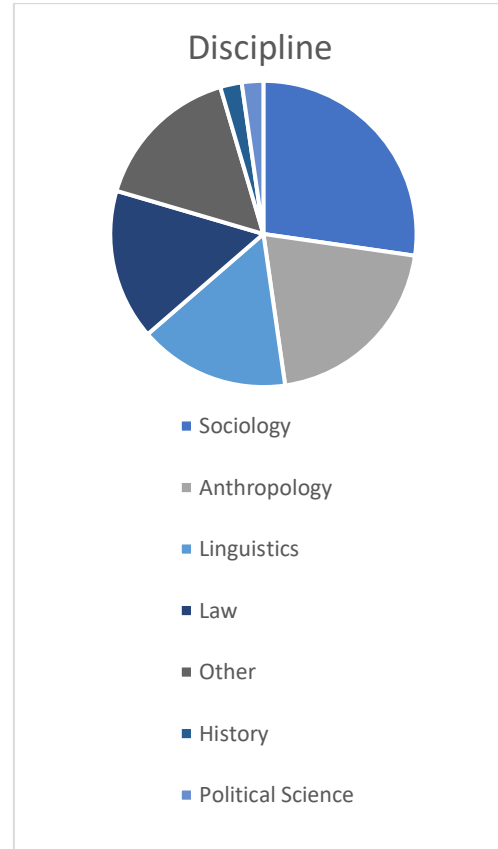
CULTURAL EXPERTISE IN EUROPE: WHAT IS IT USEFUL FOR? (EURO-EXPERT)

PI: Livia Holden | Post-Doc: Anna Tsalapatanis: Data Collector: Valeria Verdolini

Date of First Publication: 20/07/2019

Date of Revision: 01/02/2022

Discipline	%	#
Sociology	27%	12
Anthropology	20%	9
Linguistics	16%	7
Law	16%	7
Other	16%	7
History	2%	1
Political Science	2%	1
Total	100%	44



Modalities

Appointment of Experts

The most common factor influencing the decision to appoint was 'Competence' (21%, 29), followed by 'From expert registers at law courts' (19%, 26), 'Client request' (18%, 24), 'The reputation of the expert' (15%, 19), 'Other' (12%, 16), 'Balance between competence and cost' (10%, 13), 'From professional expert registers' (4%, 6) and 'Convenient hourly quote' (1%, 2).

Italy Data Summary

CULTURAL EXPERTISE IN EUROPE: WHAT IS IT USEFUL FOR? (EURO-EXPERT)

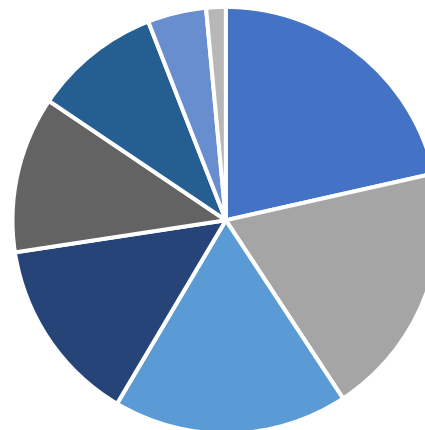
PI: Livia Holden | Post-Doc: Anna Tsalapatanis: Data Collector: Valeria Verdolini

Date of First Publication: 20/07/2019

Date of Revision: 01/02/2022

How experts are selected	%	#
Competence	21%	29
From expert registers at law courts	19%	26
Client request	18%	24
Reputation of expert	15%	19
Other	12%	16
Balance between competence and cost	10%	13
From professional expert registers	4%	6
Convenient hourly quote	1%	2
Total	100%	135

How experts are selected



- Competence
- From expert registers at law courts
- Client request
- Reputation of expert
- Other
- Balance between competence and cost
- From professional expert registers
- Convenient hourly quote

To the question of how experts started giving opinions, (42%, 16) chose 'Other, followed by 'Contacted by litigants/ applicants/ defendants/ complainants' (26%, 10), 'Referred by a colleague' (16%, 6), 'Contacted by a lawyer' (11%, 4), 'Contacted by a court' and 'Contacted by the ministry of the interior' (3%, 1) each.

Italy Data Summary

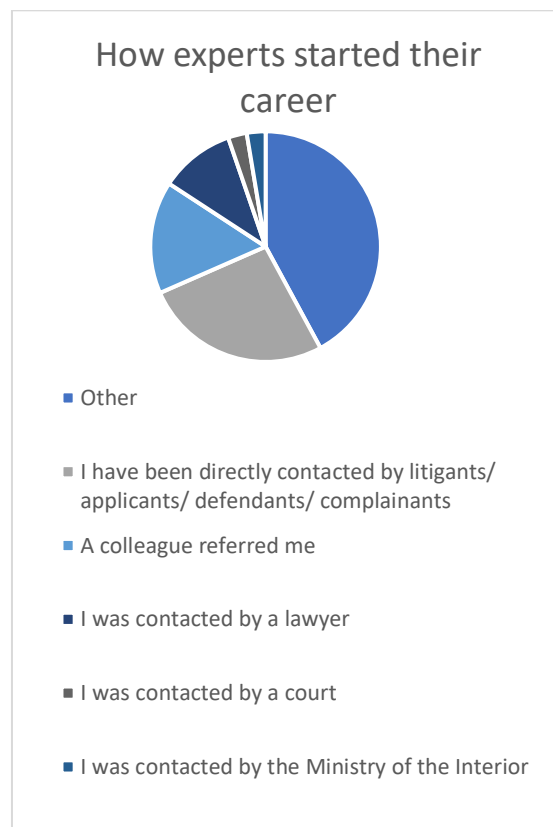
CULTURAL EXPERTISE IN EUROPE: WHAT IS IT USEFUL FOR? (EURO-EXPERT)

PI: Livia Holden | Post-Doc: Anna Tsalapatanis: Data Collector: Valeria Verdolini

Date of First Publication: 20/07/2019

Date of Revision: 01/02/2022

How experts started their career	%	#
Other	42%	16
I have been directly contacted by litigants/ applicants/ defendants/ complainants	26%	10
A colleague referred me	16%	6
I was contacted by a lawyer	11%	4
I was contacted by a court	3%	1
I was contacted by the Ministry of the Interior	3%	1
Total	100%	38



Experts most frequently chose ‘Work as an expert for NGOs’ (26%, 21), followed by ‘Instructed by lawyers as need arises’ (24%, 20), ‘Contacted directly by clients’ (22%, 18), ‘Instructed by the Ministry of the Interior’ (16%, 13), ‘Instructed by courts’ (9%, 7) and ‘Other’ (4%, 3).

Italy Data Summary

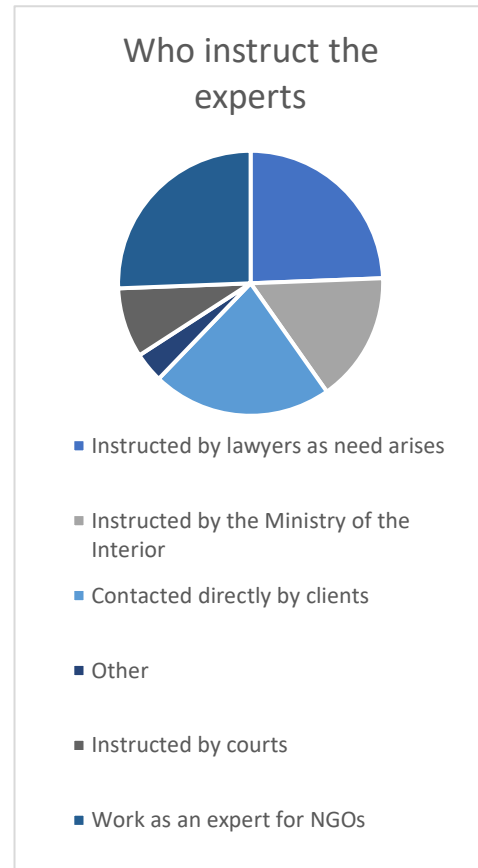
CULTURAL EXPERTISE IN EUROPE: WHAT IS IT USEFUL FOR? (EURO-EXPERT)

PI: Livia Holden | Post-Doc: Anna Tsalapatanis: Data Collector: Valeria Verdolini

Date of First Publication: 20/07/2019

Date of Revision: 01/02/2022

Who instructs the experts	%	#
Work as an expert for NGOs	25%	21
Instructed by lawyers as need arises	24%	20
Contacted directly by clients	22%	18
Instructed by the Ministry of the Interior	16%	13
Instructed by courts	9%	7
Other	4%	3
Total	100%	82



Cost of Cultural Expertise

Cultural expertise is most commonly financed by 'Clients (30%, 45), followed by 'Legal aid' (23%, 34) then 'Philanthropists/ NGOs/ relatives/ community' (18%, 27), 'Courts' (17%, 26), 'Other' (9%, 13) and the 'Ministry of the Interior' (3%, 4).

Italy Data Summary

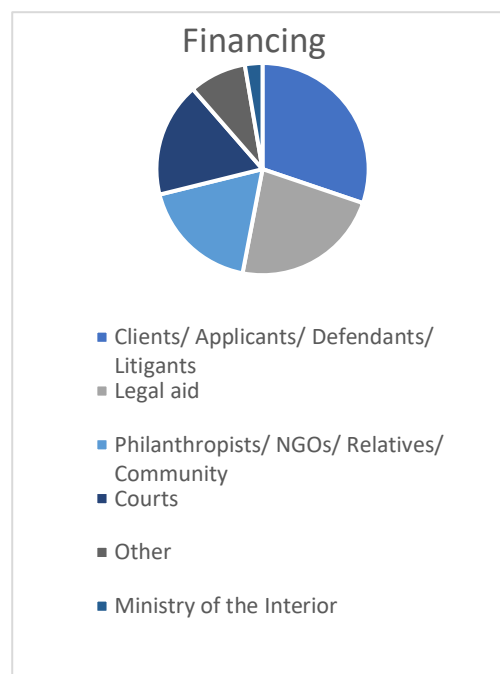
CULTURAL EXPERTISE IN EUROPE: WHAT IS IT USEFUL FOR? (EURO-EXPERT)

PI: Livia Holden | Post-Doc: Anna Tsalapatanis: Data Collector: Valeria Verdolini

Date of First Publication: 20/07/2019

Date of Revision: 01/02/2022

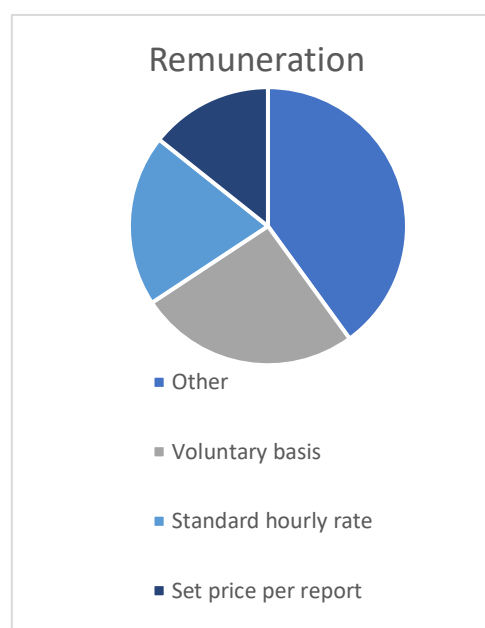
How are experts paid?	%	#
Clients/ Applicants/ Defendants/ Litigants	30%	45
Legal aid	23%	34
Philanthropists/ NGOs/ Relatives/ Community	18%	27
Courts	17%	26
Other	9%	13
Ministry of the Interior	3%	4
Total	100%	149



Remuneration of cultural expertise

The most common response to the question of remuneration was 'Other' (40%, 14), followed 'Voluntary basis' (26%, 9), 'Standard hourly rate' (20%, 7), and 'Set price per report' (14%, 5).

Remuneration of experts	%	#
Other	40%	14
Voluntary basis	26%	9
Standard hourly rate	20%	7
Set price per report	14%	5
Total	100%	35



Italy Data Summary

CULTURAL EXPERTISE IN EUROPE: WHAT IS IT USEFUL FOR? (EURO-EXPERT)

PI: Livia Holden | Post-Doc: Anna Tsalapatanis: Data Collector: Valeria Verdolini

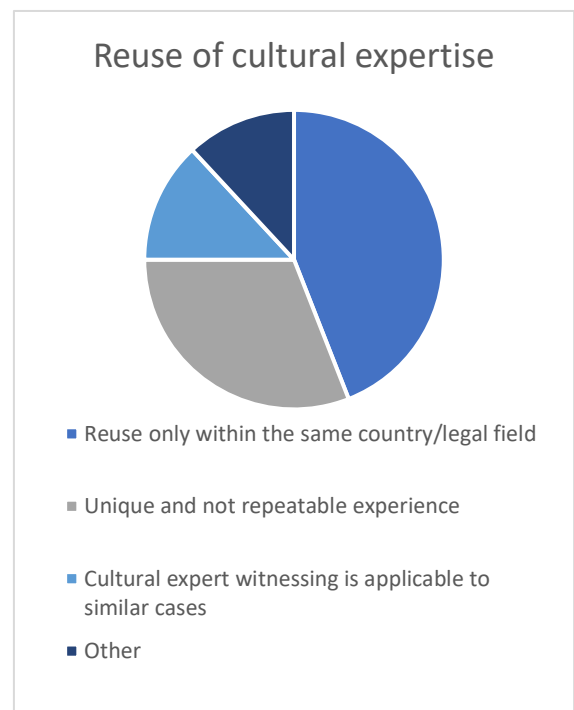
Date of First Publication: 20/07/2019

Date of Revision: 01/02/2022

Reuse of cultural expertise

The most frequent responses to the question of the reuse of cultural expertise was ‘Reuse only within the same country/legal field’ (44%, 37), followed by ‘Unique and not repeatable experience’ (31%, 26), ‘Cultural expert witnessing is applicable in similar cases’ (13%, 11) and ‘Other’ (12%, 10).

Reuse of cultural expertise	%	#
Reuse only within the same country/legal field	44%	37
Unique and not repeatable experience	31%	26
Cultural expert witnessing is applicable to similar cases	13%	11
Other	12%	10
Total	100%	84



Italy Data Summary

CULTURAL EXPERTISE IN EUROPE: WHAT IS IT USEFUL FOR? (EURO-EXPERT)

PI: Livia Holden | Post-Doc: Anna Tsalapatanis: Data Collector: Valeria Verdolini

Date of First Publication: 20/07/2019

Date of Revision: 01/02/2022

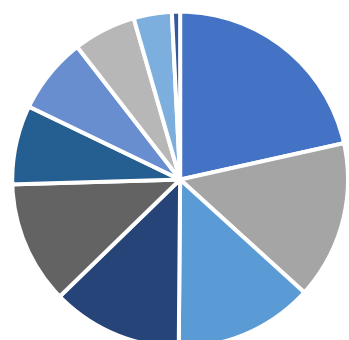
Impact

Components of Impact

The most common components of impact include 'Reliable sources of contents' (22%, 82), followed by 'First-hand experience' (15%, 58), then the 'Use of statistics' (13%, 51), 'Reputation of the experts' (13%, 48), 'Stringent conclusions' (12%, 45), 'Quantitative assessment of risk' (8%, 29), 'Advocacy' (7%, 28), style (6%, 23), 'Remuneration of experts' (4%, 14) and 'Other' (1%, 3).

Components of impact	%	#
Reliable sources of contents	22%	82
First-hand experience	15%	58
Use of statistics	14%	51
Reputation of the experts	12%	48
Stringent conclusions	11%	45
Quantitative assessment of risk	8%	29
Advocacy	7%	28
Style	6%	23
Remuneration of experts	4%	14
Other	1%	3
Total	100%	381

Components of impact



- Reliable sources of contents
- First-hand experience
- Use of statistics
- Reputation of the experts
- Stringent conclusions
- Quantitative assessment of risk
- Advocacy
- Style
- Remuneration of experts
- Other

Usefulness

The most common response to the question regarding the usefulness of cultural expertise was 'Very useful' (43%, 33), followed by 'Moderately useful' (28%, 21), then 'Extremely useful' (17%, 13), and 'Slightly useful' (12%, 9).

Italy Data Summary

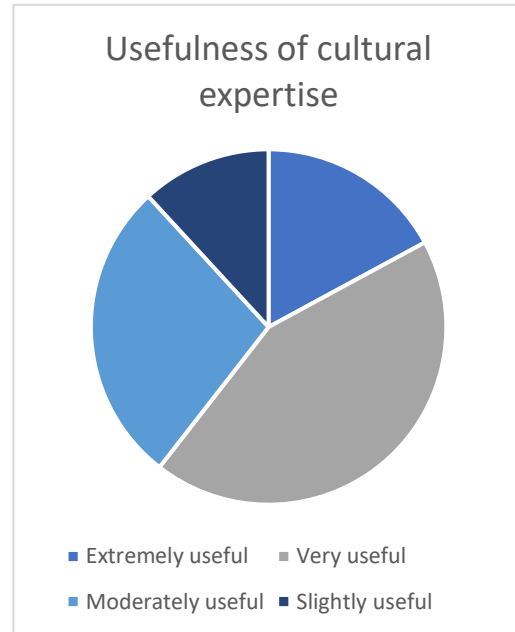
CULTURAL EXPERTISE IN EUROPE: WHAT IS IT USEFUL FOR? (EURO-EXPERT)

PI: Livia Holden | Post-Doc: Anna Tsalapatanis: Data Collector: Valeria Verdolini

Date of First Publication: 20/07/2019

Date of Revision: 01/02/2022

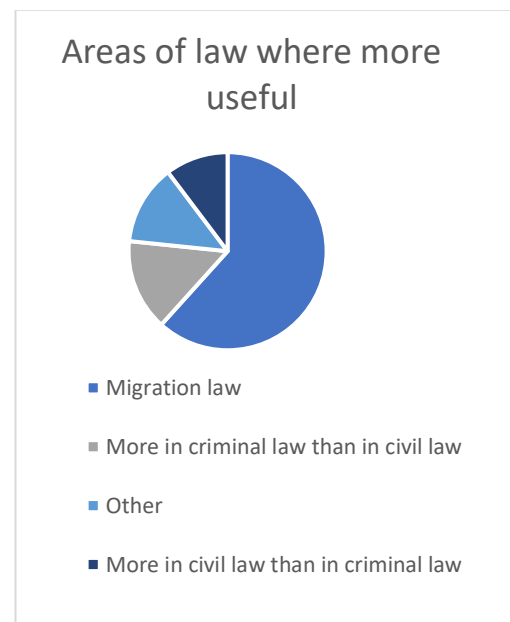
Usefulness of cultural expertise	%	#
Extremely useful	17%	13
Very useful	43%	33
Moderately useful	28%	21
Slightly useful	12%	9
Total	100%	76



Usefulness: fields

Cultural expertise is most useful in 'Migration law' (62%, 66), followed by 'More in criminal law than in civil law' (15%, 16), 'Other' (13%, 14) and 'More in civil law than in criminal law' (10%, 11).

Areas of law where cultural expertise is more useful	%	#
Migration law	62%	66
More in criminal law than in civil law	15%	16
Other	13%	14
More in civil law than in criminal law	10%	11
Total	100%	107



Italy Data Summary

CULTURAL EXPERTISE IN EUROPE: WHAT IS IT USEFUL FOR? (EURO-EXPERT)

PI: Livia Holden | Post-Doc: Anna Tsalapatanis: Data Collector: Valeria Verdolini

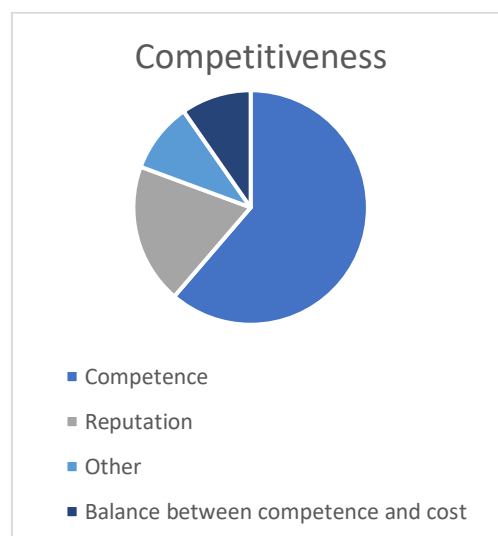
Date of First Publication: 20/07/2019

Date of Revision: 01/02/2022

Competitiveness

Experts thought that their expertise was competitive because of their 'Competence' (61%, 19), followed by 'Reputation' (19%, 6), then 'Balance between competence and cost' (10%, 3) and 'Other' (10%, 3).

Competitiveness	%	#
Competence	61%	19
Reputation	19%	6
Other	10%	3
Balance between competence and cost	10%	3
Total	100%	22



Reputation of Experts

The majority of experts chose 'Other' (70%, 26), followed by 'Expert opinions have been successful' (16%, 6) and 'Regularly instructed/appointed as an expert for many years' (14%, 5).

Reputation of experts	%	#
Other	70%	26
Expert opinions have been successful	16%	6
Regularly instructed/appointed as an expert for many years	14%	5
Total	100%	37



Italy Data Summary

CULTURAL EXPERTISE IN EUROPE: WHAT IS IT USEFUL FOR? (EURO-EXPERT)

PI: Livia Holden | Post-Doc: Anna Tsalapatanis: Data Collector: Valeria Verdolini

Date of First Publication: 20/07/2019

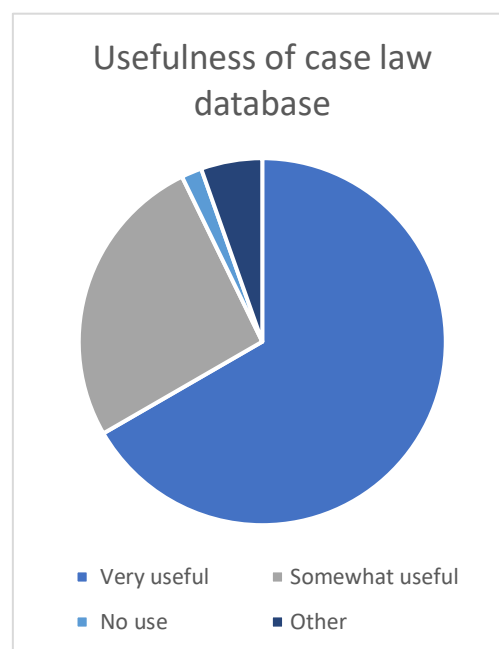
Date of Revision: 01/02/2022

Improved Access

Database

Regarding the question of the usefulness of a case law database, the most common response was that it would be 'Very useful' (67%, 74), followed by 'Somewhat useful' (26%, 29), 'No use' (2%, 2) and (5%, 6) chose 'Other'.

Usefulness of case law database	%	#
Very useful	67%	74
Somewhat useful	26%	29
No use	2%	2
Other	5%	6
Total	100%	111



Contribution to law database

Most respondents did wish to contribute to the establishment of a case law database (73%, 55), while less to one third of respondents did not (27%, 20).

Italy Data Summary

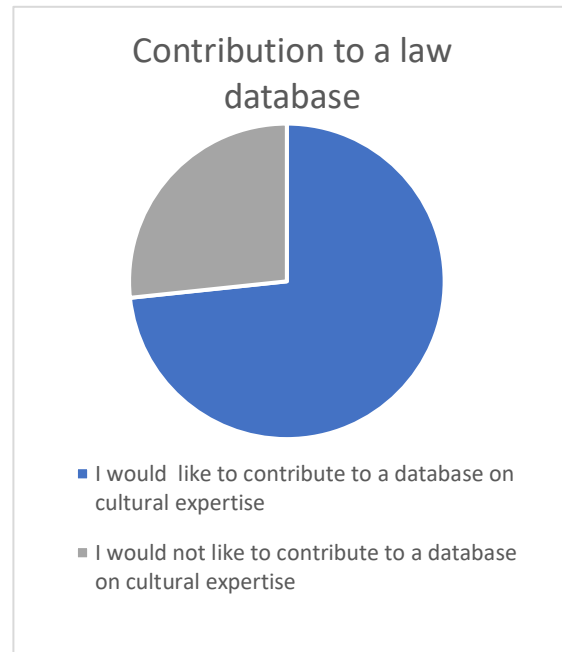
CULTURAL EXPERTISE IN EUROPE: WHAT IS IT USEFUL FOR? (EURO-EXPERT)

PI: Livia Holden | Post-Doc: Anna Tsalapatanis: Data Collector: Valeria Verdolini

Date of First Publication: 20/07/2019

Date of Revision: 01/02/2022

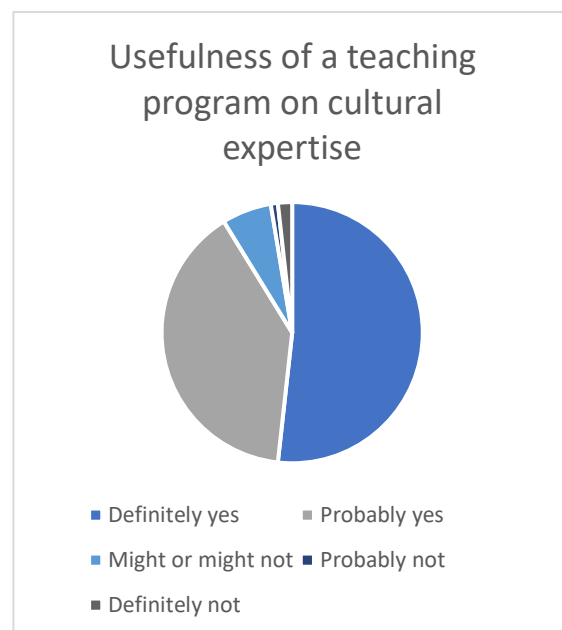
Contribution to a law database	%	#
I would like to contribute to a database on cultural expertise	73%	55
I would not like to contribute to a database on cultural expertise	27%	20
Total	100%	75



Capacity Building

The most common response to the question regarding the usefulness of a program teaching cultural expertise was 'Definitely yes' (52%, 59), followed by 'Probably yes' (39%, 45), 'Might or might not' (6%, 7), 'Definitely not' (2%, 2) and 'Probably not' (1%, 1).

Usefulness of a teaching program on cultural expertise	%	#
Definitely yes	52%	59
Probably yes	39%	45
Might or might not	6%	7
Definitely not	2%	2
Probably not	1%	1
Total	100%	114



Italy Data Summary

CULTURAL EXPERTISE IN EUROPE: WHAT IS IT USEFUL FOR? (EURO-EXPERT)

PI: Livia Holden | Post-Doc: Anna Tsalapatanis: Data Collector: Valeria Verdolini

Date of First Publication: 20/07/2019

Date of Revision: 01/02/2022

Organisations interested in a teaching program

With regards to the question on interest in the teaching program, the most common response was 'Know educational institutions interested in teaching' (38%, 20), followed by 'Interested in teaching themselves' (25%, 13), 'Know professional organisations interested in teaching' (19%, 10), and (17%, 9) chose 'Other'.

Organisations interested in a teaching program	%	#
Know educational institutions interested in teaching	38%	20
Interested in teaching themselves	25%	13
Know professional organisations interested in teaching	19%	10
Other	17%	9
Total	100%	52

