



EURO-EXPERT: Austria Data Summary

Livia Holden, Anna Tsalapatani, Stefanie Lemke

► To cite this version:

Livia Holden, Anna Tsalapatani, Stefanie Lemke. EURO-EXPERT: Austria Data Summary. EURO-EXPERT. 2022. hal-03853325

HAL Id: hal-03853325

<https://hal.science/hal-03853325v1>

Submitted on 15 Nov 2022

HAL is a multi-disciplinary open access archive for the deposit and dissemination of scientific research documents, whether they are published or not. The documents may come from teaching and research institutions in France or abroad, or from public or private research centers.

L'archive ouverte pluridisciplinaire **HAL**, est destinée au dépôt et à la diffusion de documents scientifiques de niveau recherche, publiés ou non, émanant des établissements d'enseignement et de recherche français ou étrangers, des laboratoires publics ou privés.

Austria Data Summary

CULTURAL EXPERTISE IN EUROPE: WHAT IS IT USEFUL FOR? (EURO-EXPERT)

PI: Livia Holden | Post-Doc: Anna Tsalapatanis: Data Collector: Stefanie Lemke

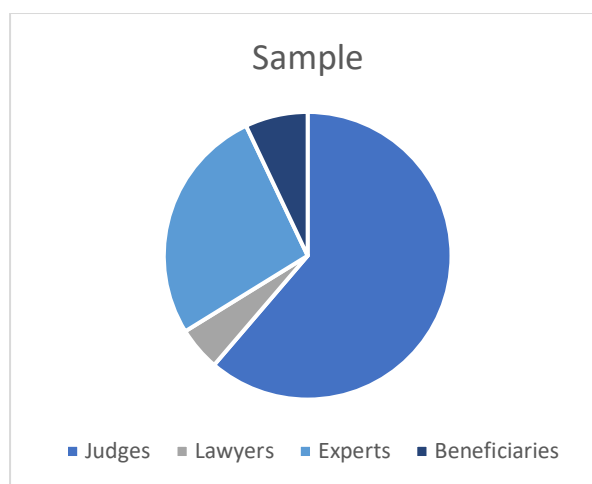
Date of First Publication: 20/07/2019

Date of Revision: 01/02/2022

Qualities of Sample

There were 142 responses to the Austria survey, of which (62%, 87) were judges, (5%, 7) were lawyers, (27%, 38) were experts and (6%, 10) were beneficiaries.

Respondent categories	%	#
Judges	62%	87
Lawyers	5%	7
Experts	27%	38
Beneficiaries	6%	10
Total	100%	142



Of the 84%, 118, of respondents who indicated their location, (36%, 42) were based on Vienna followed by 'other' (14%, 17) then Salzburg (8%, 9), Vorarlberg (6%, 7), Upper Austria (6%, 7), Linz (6%, 7), Welz (5%, 6). The remaining were (3% 3) Innsbruck, Styria, Lower Austria, Klagenfurt, Graz, Burgenland and (2%, 2) Tyrol and Carinthia.

Austria Data Summary

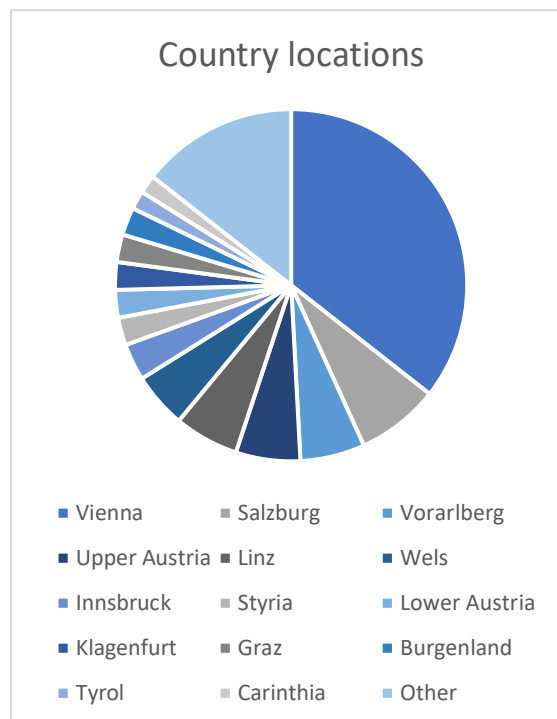
CULTURAL EXPERTISE IN EUROPE: WHAT IS IT USEFUL FOR? (EURO-EXPERT)

PI: Livia Holden | Post-Doc: Anna Tsalapatanis: Data Collector: Stefanie Lemke

Date of First Publication: 20/07/2019

Date of Revision: 01/02/2022

Country locations	%	#
Vienna	36%	42
Other	14%	17
Salzburg	8%	9
Vorarlberg	6%	7
Upper Austria	6%	7
Linz	6%	7
Wels	5%	6
Innsbruck	3%	4
Styria	3%	3
Lower Austria	3%	3
Klagenfurt	3%	3
Graz	3%	3
Burgenland	3%	3
Tyrol	2%	2
Carinthia	2%	2
Total	100%	118



Judges

The most common degree of jurisdiction for Judges was District Court/Administrative Court (49%, 42), then the State Administrative Court (42%, 36) and the Higher State Courts (4%, 3). Four respondents selected 'other' (5%), with two indicating they were prosecutors, and one that they were based in the Constitutional Court, and another who was based in a provincial court.

Austria Data Summary

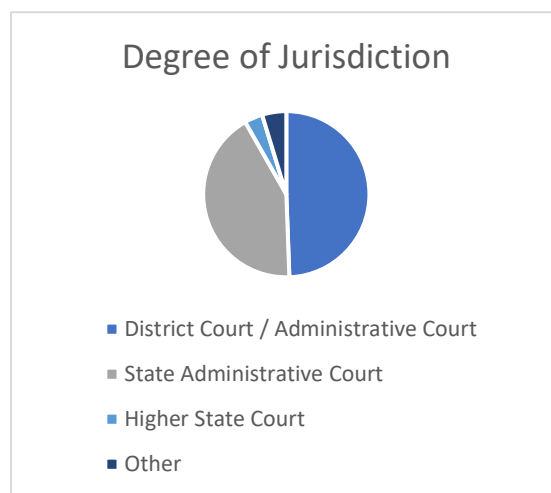
CULTURAL EXPERTISE IN EUROPE: WHAT IS IT USEFUL FOR? (EURO-EXPERT)

PI: Livia Holden | Post-Doc: Anna Tsalapatanis: Data Collector: Stefanie Lemke

Date of First Publication: 20/07/2019

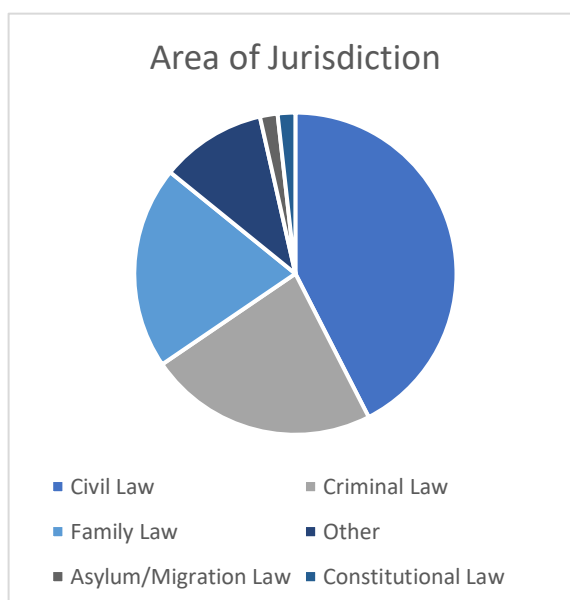
Date of Revision: 01/02/2022

Degree of Jurisdiction	%	#
District Court / Administrative Court	49%	42
State Administrative Court	42%	36
Higher State Court	4%	3
Other	5%	4
Total	100%	85



The most common area of jurisdiction was civil law (42%, 48) followed by criminal law (23%, 26), then family law (20%, 23), 'other' (11%, 12), with Asylum/Migration Law and Constitutional Law accounting for 2%, 2.

Area of Jurisdiction	%	#
Civil Law	42%	48
Criminal Law	23%	26
Family Law	20%	23
Other	11%	12
Asylum/Migration Law	2%	2
Constitutional Law	2%	2
Total	100%	113



Austria Data Summary

CULTURAL EXPERTISE IN EUROPE: WHAT IS IT USEFUL FOR? (EURO-EXPERT)

PI: Livia Holden | Post-Doc: Anna Tsalapatanis: Data Collector: Stefanie Lemke

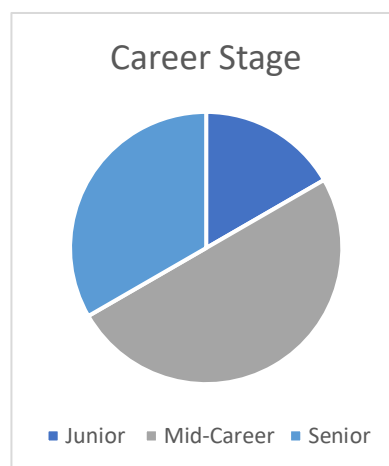
Date of First Publication: 20/07/2019

Date of Revision: 01/02/2022

Lawyers

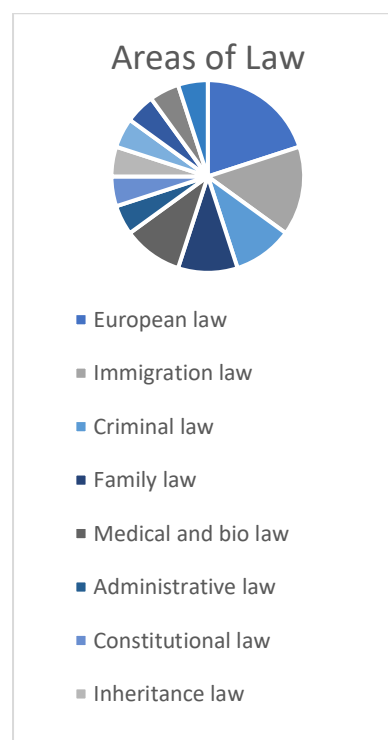
Out of the 6 lawyers who responded, (50%, 3) indicated mid-career, followed by senior lawyers (33%, 2) and junior lawyers (17%, 1).

Career Stage	%	#
Mid-career	50%	3
Senior	33%	2
Junior	17%	1
Total	100%	6



For the areas of law practiced, European Law (20%, 4) was the most common, followed by 'Immigration law' (15%, 3), 'Criminal Law' (10%, 2), 'Family Law' (10%, 2) and 'Medical and Bio Law' (10%, 2), with all the remaining areas, 'Administrative law', 'Constitutional law', 'Inheritance law', 'International human rights law', 'Labour law', 'Property law', and 'Refugee and asylum law' each accounting for 5%, 1.

Areas of Law	%	#
European law	20%	4
Immigration law	15%	3
Criminal law	10%	2
Family law	10%	2
Medical and bio law	10%	2
Administrative law	5%	1
Constitutional law	5%	1
Inheritance law	5%	1
International human rights law	5%	1
Labour law	5%	1
Property law	5%	1
Refugee and asylum law	5%	1
Total	100%	20



Austria Data Summary

CULTURAL EXPERTISE IN EUROPE: WHAT IS IT USEFUL FOR? (EURO-EXPERT)

PI: Livia Holden | Post-Doc: Anna Tsalapatanis: Data Collector: Stefanie Lemke

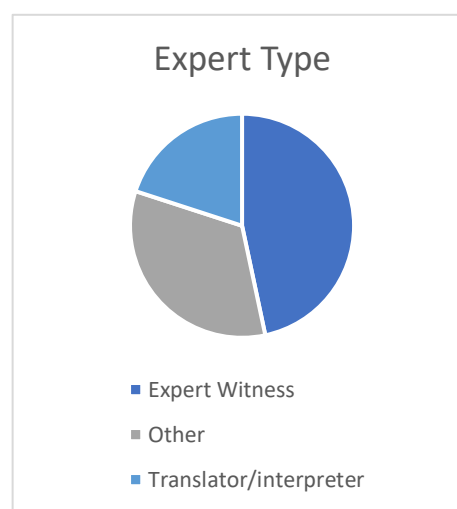
Date of First Publication: 20/07/2019

Date of Revision: 01/02/2022

Experts

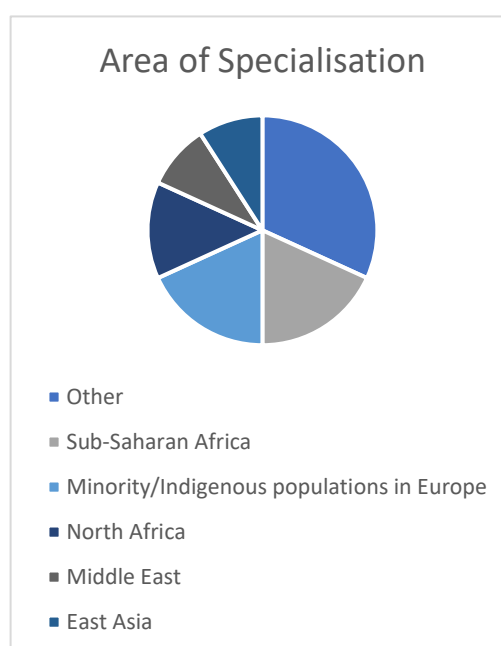
The most common expert type was 'Expert Witness' (47%, 14) followed by 'Other' (33%, 10) then 'Translator/interpreter' (20%, 6).

Expert Type	%	#
Expert Witness	47%	14
Other	33%	10
Translator/interpreter	20%	6
Total	100%	30



The most common response to the question regarding area of specialisation was 'Other' (32%, 7) followed by 'Sub-Saharan Africa' (18%, 4), then 'Minority/Indigenous Populations in Europe' (18%, 4), 'North Africa' (14%, 3), 'Middle East' (9%, 2) and 'East Asia' (9%, 2).

Area of Specialisation	%	Count
Other	32%	7
Sub-Saharan Africa	18%	4
Minority/Indigenous populations in Europe	18%	4
North Africa	14%	3
Middle East	9%	2
East Asia	9%	2
Total	100%	25



Austria Data Summary

CULTURAL EXPERTISE IN EUROPE: WHAT IS IT USEFUL FOR? (EURO-EXPERT)

PI: Livia Holden | Post-Doc: Anna Tsalapatanis: Data Collector: Stefanie Lemke

Date of First Publication: 20/07/2019

Date of Revision: 01/02/2022

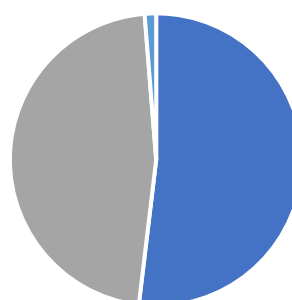
Frequency

Frequency of involvement

To the question of how many experts did they instruct annually, most responding judges and lawyers (52%, 41) choose 'Never appointed experts', followed by 'Less than 10' (47%, 37), and 'Between 20 and 30' (1%, 1).

Annual cases	%	#
Never appointed experts	52%	41
Less than 10	47%	37
Between 20 and 50	1%	1
Total	100%	82

Annual cases



■ Never appointed experts ■ Less than 10
■ Between 20 and 30

(29%, 8) of experts provided between 50 and 100 reports, (25%, 7) indicated a number of written reports between 20 and 50, (21%, 6) indicated a number of written reports between 10 and 20, (18%, 5) choose 'Other', (4%, 1) indicated between 5 and 10 and less than 5.

(34%, 10) of experts provided a total of less than 5 oral reports, (17%, 5) choose 'Other', (13%, 4) a number of oral reports between 5 and 10, (14%, 4) indicated a number of oral reports between 50 and 100 and (10%, 3) indicated a number of oral reports between 20 and 50 and 10 and 20.

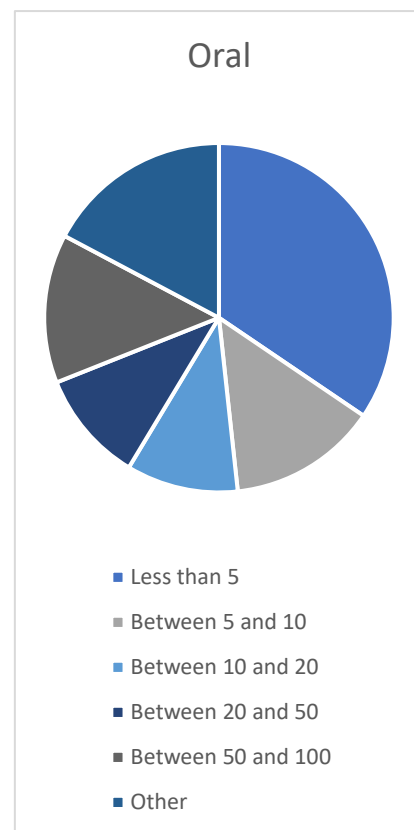
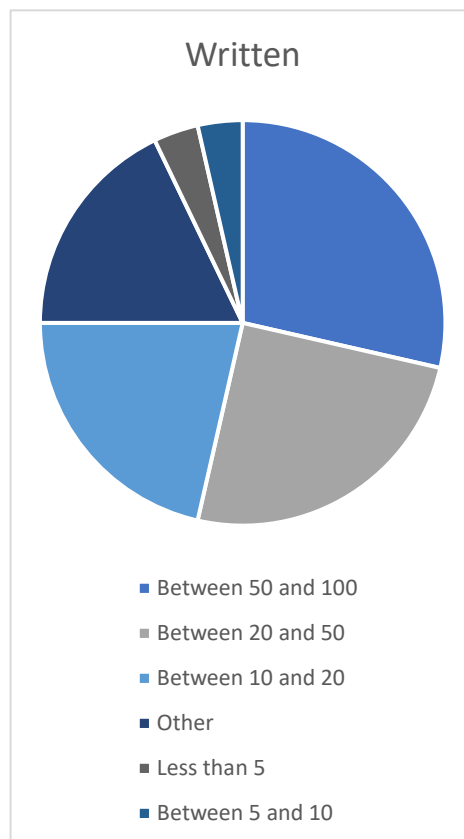
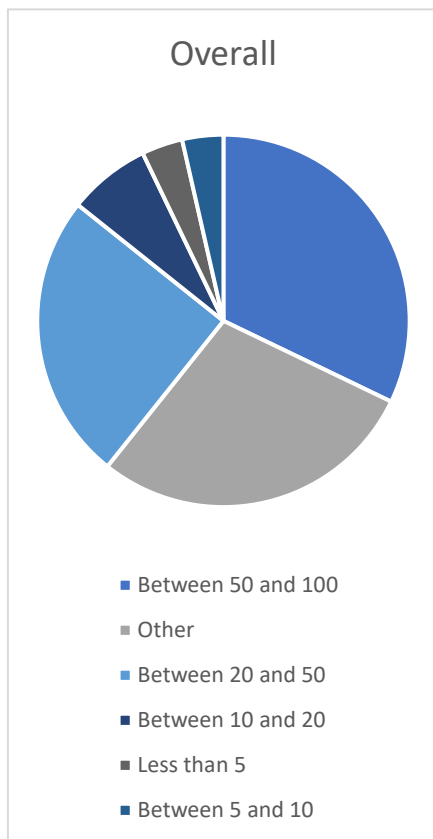
Austria Data Summary

CULTURAL EXPERTISE IN EUROPE: WHAT IS IT USEFUL FOR? (EURO-EXPERT)

PI: Livia Holden | Post-Doc: Anna Tsalapatanis: Data Collector: Stefanie Lemke

Date of First Publication: 20/07/2019

Date of Revision: 01/02/2022



Austria Data Summary

CULTURAL EXPERTISE IN EUROPE: WHAT IS IT USEFUL FOR? (EURO-EXPERT)

PI: Livia Holden | Post-Doc: Anna Tsalapatanis: Data Collector: Stefanie Lemke

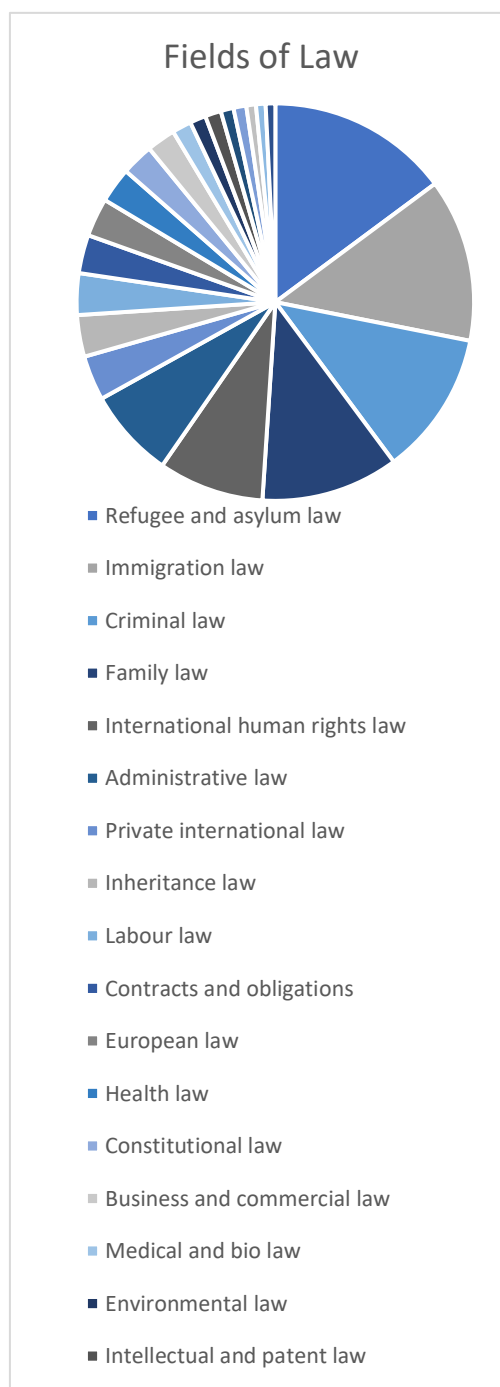
Date of First Publication: 20/07/2019

Date of Revision: 01/02/2022

Fields of law

The most common areas of use of cultural expertise was 'Refugee and Asylum Law' (15%, 57), followed by 'Immigration Law' (13%, 51), 'Criminal Law' (12%, 45), 'Family Law' (11%, 43), 'International Human Rights Law' (9%, 33) and 'Administrative Law' (7%, 28), with all the remaining areas accounting for 4% or less.

Fields of Law	%	Count
Refugee and asylum law	15%	57
Immigration law	13%	51
Criminal law	12%	45
Family law	11%	43
International human rights law	9%	33
Administrative law	7%	28
Private international law	4%	14
Inheritance law	3%	13
Labour law	3%	13
Contracts and obligations	3%	12
European law	3%	12
Health law	3%	11
Constitutional law	3%	10
Business and commercial law	2%	9
Medical and bio law	2%	6
Environmental law	1%	5
Intellectual and patent law	1%	5
Financial law	1%	4
Other	1%	4
Banking, bankruptcy, and insolvency law	1%	3
Property law	1%	3
Sports law	1%	3
Total	100%	388



Austria Data Summary

CULTURAL EXPERTISE IN EUROPE: WHAT IS IT USEFUL FOR? (EURO-EXPERT)

PI: Livia Holden | Post-Doc: Anna Tsalapatanis: Data Collector: Stefanie Lemke

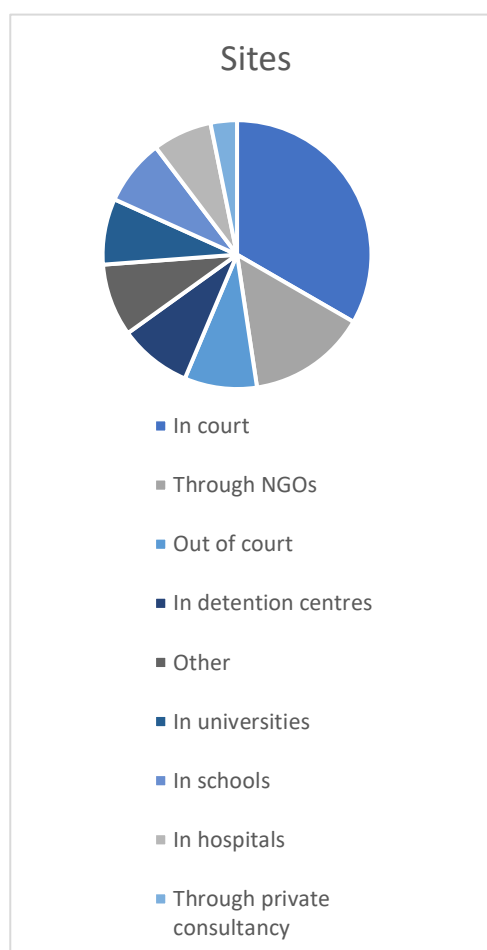
Date of First Publication: 20/07/2019

Date of Revision: 01/02/2022

Sites

The most common site of cultural expertise is 'In court' (33%, 42), followed by 'Through NGOs' (14%, 18) then 'Out of Court', 'In detention Centres' and 'Other' (9%, 11 each), 'In Universities' and 'In Schools' each received (7%, 10), with all remaining categories receiving 7% or less.

Sites	%	#
In court	33%	42
Through NGOs	14%	18
Out of court	9%	11
In detention centres	9%	11
Other	9%	11
In universities	8%	10
In schools	8%	10
In hospitals	7%	9
Through private consultancy	3%	4
Total	100%	126



Austria Data Summary

CULTURAL EXPERTISE IN EUROPE: WHAT IS IT USEFUL FOR? (EURO-EXPERT)

PI: Livia Holden | Post-Doc: Anna Tsalapatanis: Data Collector: Stefanie Lemke

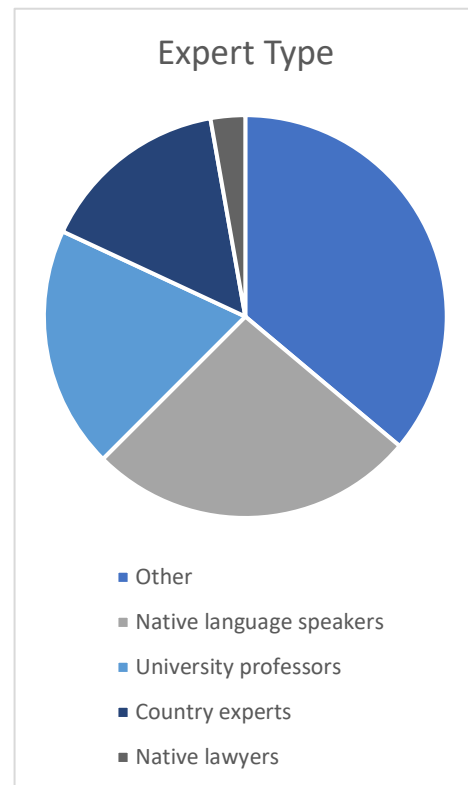
Date of First Publication: 20/07/2019

Date of Revision: 01/02/2022

Typology of Experts

The most common response to the question regarding their expert type was 'Other' (36%, 26), followed by 'Native language speakers' (26%, 19) then 'University professors' (19%, 14), 'Country experts' (15%, 11) and Native lawyers (3%, 2).

Expert Type	%	#
Other	36%	26
Native language speakers	26%	19
University professors	19%	14
Country experts	15%	11
Native lawyers	3%	2
Total	100%	72



Austria Data Summary

CULTURAL EXPERTISE IN EUROPE: WHAT IS IT USEFUL FOR? (EURO-EXPERT)

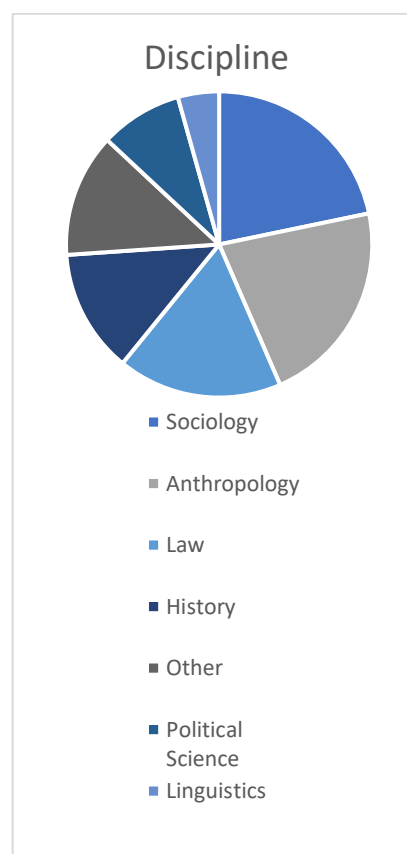
PI: Livia Holden | Post-Doc: Anna Tsalapatanis: Data Collector: Stefanie Lemke

Date of First Publication: 20/07/2019

Date of Revision: 01/02/2022

The (15%, 14) who selected University Professors were asked to specify the disciplines of those professors. The most common responses were ‘Sociology and Anthropology’ (both 22%, 5) followed by ‘Law’ (17%, 4), then ‘History’ and ‘Other’ (13%, 3 each), ‘Political Science’ (9%, 2) and ‘Linguistics’ (4%, 1). For those who selected ‘Other’ and specified, one indicated doctors and another psychologists and psychiatrists.

Discipline	%	#
Sociology	22%	5
Anthropology	22%	5
Law	17%	4
History	13%	3
Other	13%	3
Political Science	9%	2
Linguistics	4%	1
Total	100%	23



Austria Data Summary

CULTURAL EXPERTISE IN EUROPE: WHAT IS IT USEFUL FOR? (EURO-EXPERT)

PI: Livia Holden | Post-Doc: Anna Tsalapatanis: Data Collector: Stefanie Lemke

Date of First Publication: 20/07/2019

Date of Revision: 01/02/2022

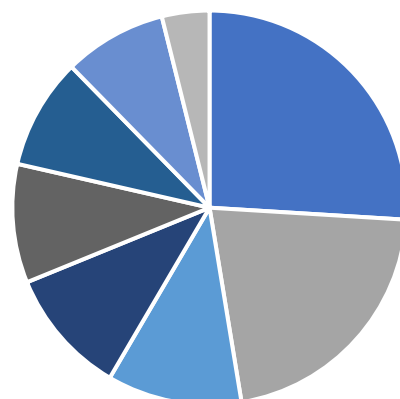
Modalities

Appointment of Experts

The most commonly factor influencing the decision to appoint was that the appointment of experts was 'Advised by the court' (26%, 40), followed by 'The law allows the appointment of experts' (21%, 33), then 'Client request' (11%, 17), 'Time' (11%, 16), 'The reputation of the expert' (10%, 15), 'Cost' (9%, 14), 'The court/ prosecutor/ Federal Office for Aliens and Asylum have already appointed their expert' (8%, 13) and 'Other' (4%, 6).

How experts are selected	%	#
Advised by the court	26%	40
The law allows	21%	33
Client request	11%	17
Time	11%	16
The reputation of the expert	10%	15
Cost	9%	14
The court/ prosecutor/ Federal Office for Aliens and Asylum have already appointed their expert	8%	13
Other	4%	6
Total	100%	154

How experts are selected



- Advised by the court
- The law allows
- Client's request
- Time
- The reputation of the expert
- Cost
- The court/ prosecutor/ Federal Office for Aliens and Asylum have already appointed their expert
- Other

Austria Data Summary

CULTURAL EXPERTISE IN EUROPE: WHAT IS IT USEFUL FOR? (EURO-EXPERT)

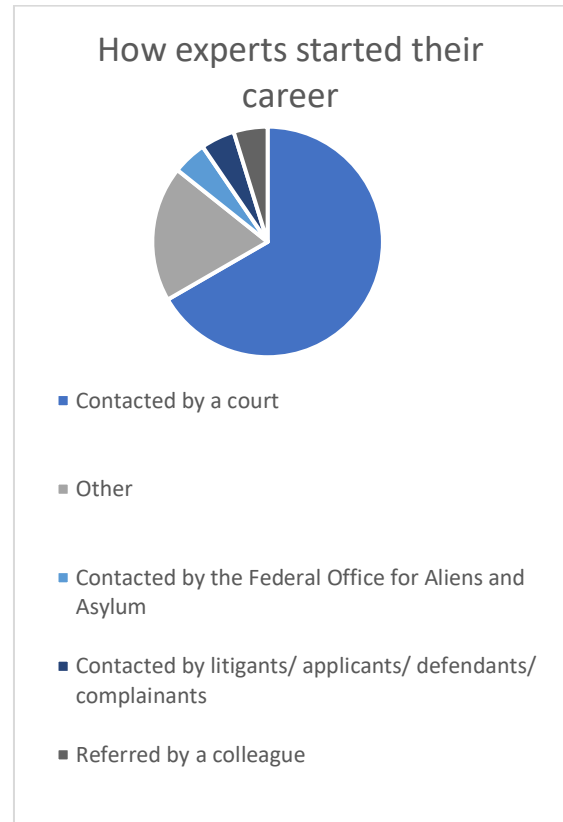
PI: Livia Holden | Post-Doc: Anna Tsalapatani: Data Collector: Stefanie Lemke

Date of First Publication: 20/07/2019

Date of Revision: 01/02/2022

Most experts started giving opinions after being ‘Contacted by a court’ (67%, 14), followed by ‘Other’ (19%, 4), (9%, 2), with all the remaining options being selected by a single respondent, 5%.

How experts started their career	%	#
Contacted by a court	67%	14
Other	19%	4
Contacted by the Federal Office for Aliens and Asylum	5%	1
Contacted by litigants/ applicants/ defendants/ complainants	5%	1
Referred by a colleague	5%	1
Total	100%	21



Experts were most frequently appointed by Lawyers (27%, 11), followed by The Ministry of the Interior (24%, 10), then having been contacted directly by Clients (21%, 9), Other (17%, 7), Instructed by courts (4%, 2), (4%, 2) choose Prefer not to say and one respondent worked for an NGO.

Austria Data Summary

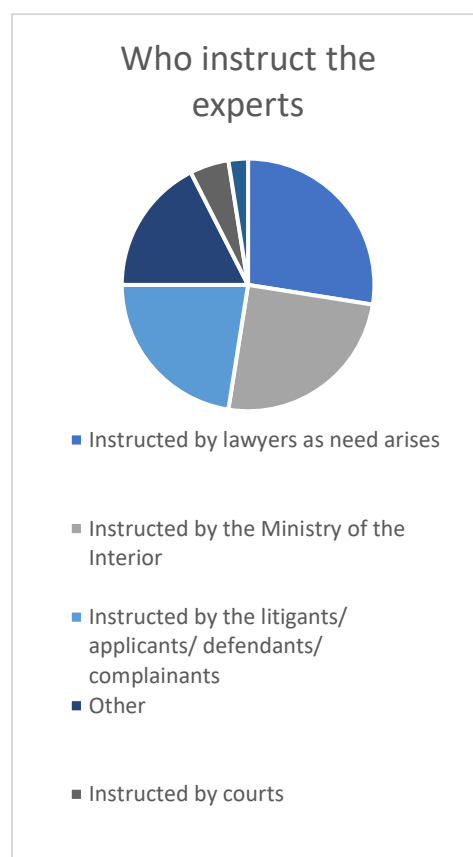
CULTURAL EXPERTISE IN EUROPE: WHAT IS IT USEFUL FOR? (EURO-EXPERT)

PI: Livia Holden | Post-Doc: Anna Tsalapatani: Data Collector: Stefanie Lemke

Date of First Publication: 20/07/2019

Date of Revision: 01/02/2022

Who instructs the experts	%	#
Instructed by lawyers as need arises	28%	11
Instructed by the Ministry of the Interior	25%	10
Instructed by the litigants/ applicants/ defendants/ complainants	23%	9
Other	18%	7
Instructed by courts	5%	2
Work as an expert for NGOs	3%	1
Total	100%	42



Cost of Cultural Expertise

Cultural expertise is most commonly financed by courts (23%, 27), followed by clients (22%, 25), then by legal aid (21%, 24), by the Federal Office for Aliens and Asylum (18%, 21), other (11%, 13) and finally by Philanthropists/NGOs/Relative/Community.

Austria Data Summary

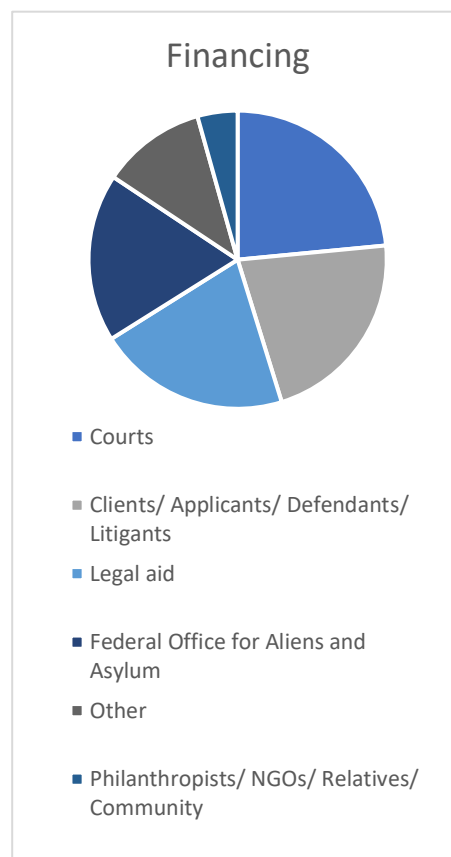
CULTURAL EXPERTISE IN EUROPE: WHAT IS IT USEFUL FOR? (EURO-EXPERT)

PI: Livia Holden | Post-Doc: Anna Tsalapatani: Data Collector: Stefanie Lemke

Date of First Publication: 20/07/2019

Date of Revision: 01/02/2022

How are experts paid?	%	#
Courts	23%	27
Clients/ Applicants/ Defendants/ Litigants	22%	25
Legal aid	21%	24
Federal Office for Aliens and Asylum	18%	21
Other	11%	13
Philanthropists/ NGOs/ Relatives/ Community	4%	5
Total	100%	115



Remuneration of cultural expertise

Over half of responses indicated that experts were paid at a standard hourly rate (55%, 12), followed by other (23%, 6), then being paid at a set price per report (17%, 4), with one respondent working on a voluntary basis.

Austria Data Summary

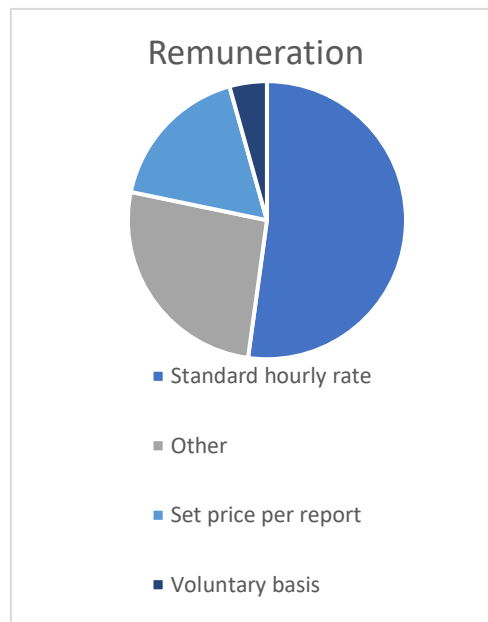
CULTURAL EXPERTISE IN EUROPE: WHAT IS IT USEFUL FOR? (EURO-EXPERT)

PI: Livia Holden | Post-Doc: Anna Tsalapatanis: Data Collector: Stefanie Lemke

Date of First Publication: 20/07/2019

Date of Revision: 01/02/2022

Remuneration of experts	%	#
Standard hourly rate	55%	12
Other	23%	6
Set price per report	17%	4
Voluntary basis	5%	1
Total	100%	23



Reuse of cultural expertise

The two most frequent responses to the question of the reuse of cultural expertise were 'Unique and not repeatable experience' (30%, 17) and 'Can only be reproduced in the same country/legal field' (30%, 17), followed by 'Cultural expertise being applicable in similar cases' (21%, 12). (18%, 10) choose 'Other'.

Austria Data Summary

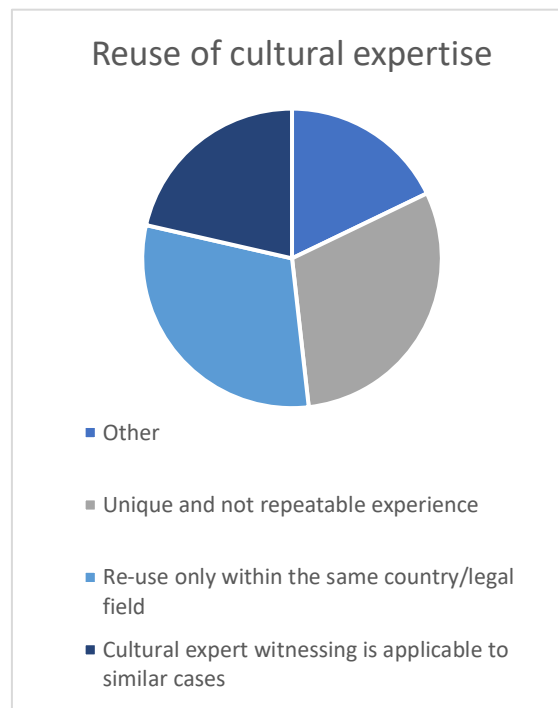
CULTURAL EXPERTISE IN EUROPE: WHAT IS IT USEFUL FOR? (EURO-EXPERT)

PI: Livia Holden | Post-Doc: Anna Tsalapatanis: Data Collector: Stefanie Lemke

Date of First Publication: 20/07/2019

Date of Revision: 01/02/2022

Reuse of cultural expertise	%	#
Unique and not repeatable experience	30%	17
Re-use only within the same country/legal field	30%	17
Cultural expert witnessing is applicable to similar cases	21%	12
Other	18%	10
Total	100%	56



Impact

Components of Impact

The most common components of impact include stringent conclusions (20%, 57), followed by reliable sources of contents (19%, 55), then use of statistics (14%, 37), first-hand experience (13%, 36), reputation of experts (11%, 30), quantitative assessment of risk (8%, 23), style (7%, 19) and advocacy (5%, 13), with all the remaining categories accounting for 4% or less.

Austria Data Summary

CULTURAL EXPERTISE IN EUROPE: WHAT IS IT USEFUL FOR? (EURO-EXPERT)

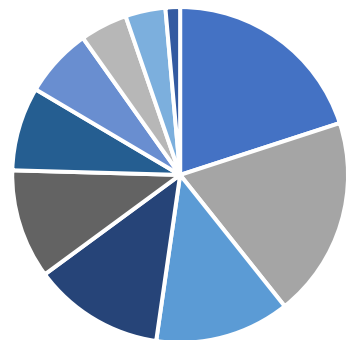
PI: Livia Holden | Post-Doc: Anna Tsalapatani: Data Collector: Stefanie Lemke

Date of First Publication: 20/07/2019

Date of Revision: 01/02/2022

Components of impact	%	#
Stringent conclusions	20%	57
Reliable sources of contents	19%	55
Use of statistics	14%	37
First-hand experience	13%	36
Reputation of the experts	11%	30
Quantitative assessment of risk	8%	23
Style	7%	19
Advocacy	5%	13
Remuneration of experts	4%	11
Other	1%	4
Total	100%	285

Components of impact



- Stringent conclusions
- Reliable sources of contents
- Use of statistics
- First-hand experience
- Reputation of the experts
- Quantitative assessment of risk
- Style
- Advocacy
- Remuneration of experts
- Other

Usefulness

The most common response to the question regarding the usefulness of cultural expertise was Moderately useful (36%, 27), followed by very useful (28%, 22), then slightly useful (16%, 12), not useful at all (16%, 12) and finally extremely useful (4%, 3).

Austria Data Summary

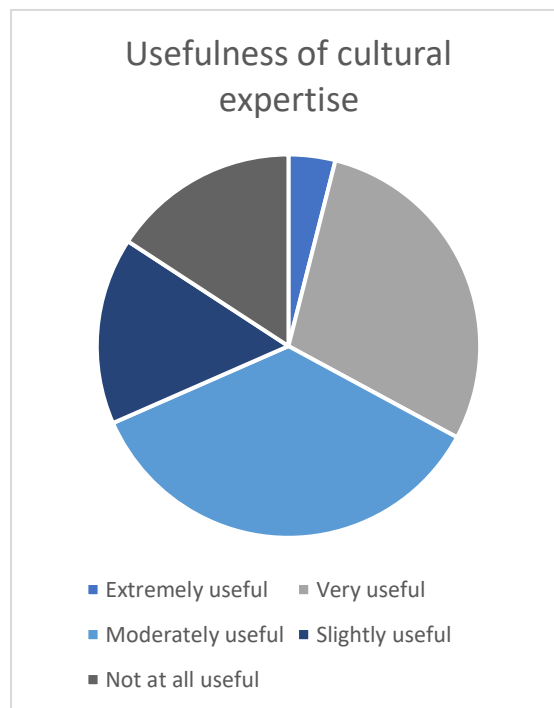
CULTURAL EXPERTISE IN EUROPE: WHAT IS IT USEFUL FOR? (EURO-EXPERT)

PI: Livia Holden | Post-Doc: Anna Tsalapatanis: Data Collector: Stefanie Lemke

Date of First Publication: 20/07/2019

Date of Revision: 01/02/2022

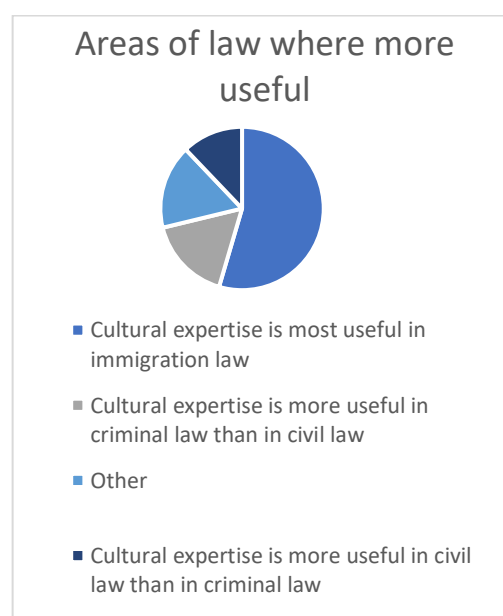
Usefulness of cultural expertise	%	#
Moderately useful	36%	27
Very useful	28%	22
Slightly useful	16%	12
Not at all useful	16%	12
Extremely useful	4%	3
Total	100%	76



Usefulness: fields

Cultural expertise is most useful in migration law (55%, 36), followed by more useful in criminal law rather than civil law (17%, 11), then other (17%, 11), then more useful in civil law than criminal law (12%, 8).

Areas of law where cultural expertise is more useful	%	#
Migration law	55%	36
More in criminal law than in civil law	17%	11
Other	17%	11
More in civil law than in criminal law	12%	8
Total	100%	66



Austria Data Summary

CULTURAL EXPERTISE IN EUROPE: WHAT IS IT USEFUL FOR? (EURO-EXPERT)

PI: Livia Holden | Post-Doc: Anna Tsalapatanis: Data Collector: Stefanie Lemke

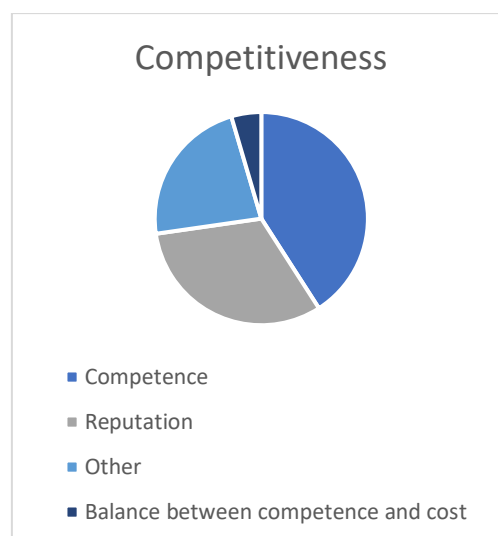
Date of First Publication: 20/07/2019

Date of Revision: 01/02/2022

Competitiveness

Experts thought that their expertise was competitive because of their ‘competence’ (41%, 9), reputation (31%, 7), then other (23%, 5) and finally one respondent indicating the balance between competence and cost.

Competitiveness	%	#
Competence	41%	9
Reputation	32%	7
Other	23%	5
Balance between competence and cost	5%	1
Total	100%	22



Reputation of Experts

The majority of experts said that they had been regularly instructed/ appointed as expert for many years (58%, 11), followed by other (32%, 6), and then ‘the cases in which expert opinion was provided were successful’ (11%, 2).

Austria Data Summary

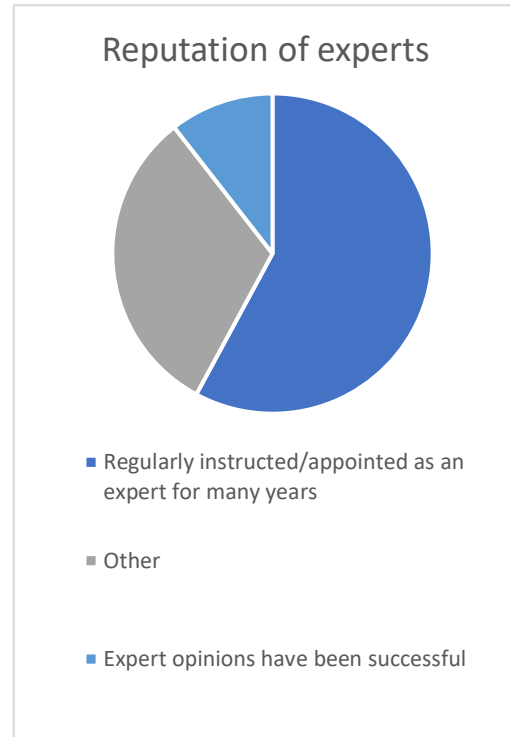
CULTURAL EXPERTISE IN EUROPE: WHAT IS IT USEFUL FOR? (EURO-EXPERT)

PI: Livia Holden | Post-Doc: Anna Tsalapatanis: Data Collector: Stefanie Lemke

Date of First Publication: 20/07/2019

Date of Revision: 01/02/2022

Reputation of experts	%	#
Regularly instructed/appointed as an expert for many years	58%	11
Other	32%	6
Expert opinions have been successful	11%	2
Total	100%	19



Improved Access

Database

Regarding the question of the usefulness of a case law database, the most common response was that it would be 'Very useful' (45%, 31), followed by 'Somewhat useful' (36%, 25), of 'No use' (16%, 11), 3%, 2 choose 'Other'.

Austria Data Summary

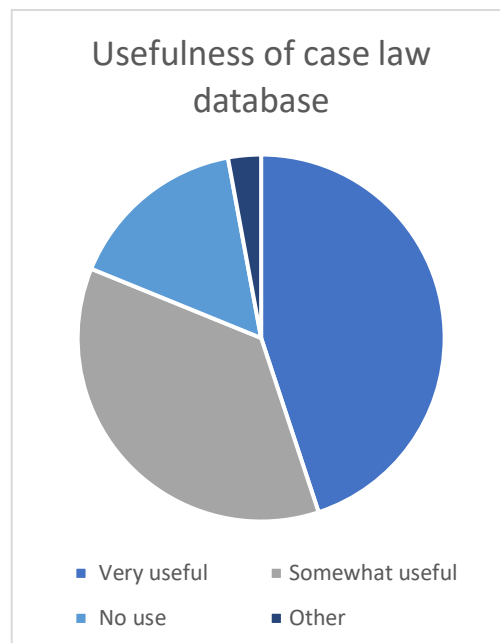
CULTURAL EXPERTISE IN EUROPE: WHAT IS IT USEFUL FOR? (EURO-EXPERT)

PI: Livia Holden | Post-Doc: Anna Tsalapatanis: Data Collector: Stefanie Lemke

Date of First Publication: 20/07/2019

Date of Revision: 01/02/2022

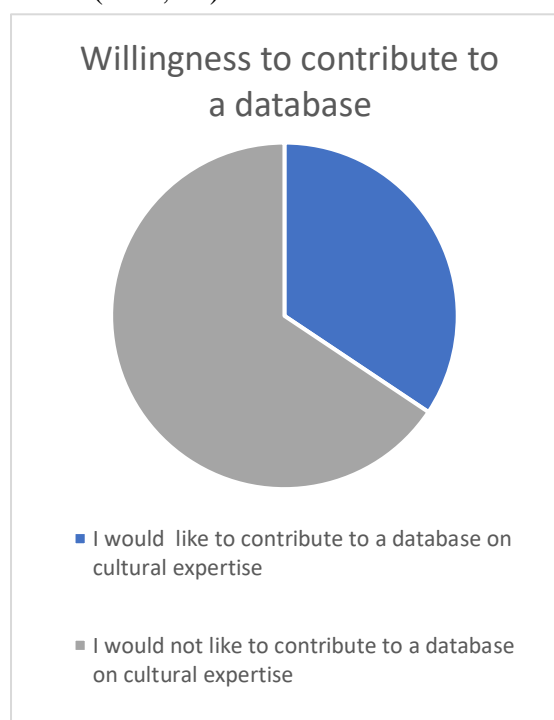
Usefulness of case law database	%	#
Very useful	45%	31
Somewhat useful	36%	25
No use	16%	11
Other	3%	2
Total	100%	69



Contribution to law database

Most respondents did not wish to contribute to the establishment of a case law database (66%, 21), while close to one third of respondents did (34%, 11).

Contribution to law database	%	#
I would not like to contribute to a database on cultural expertise	66%	21
I would like to contribute to a database on cultural expertise	34%	11
Total	100%	32



Austria Data Summary

CULTURAL EXPERTISE IN EUROPE: WHAT IS IT USEFUL FOR? (EURO-EXPERT)

PI: Livia Holden | Post-Doc: Anna Tsalapatanis: Data Collector: Stefanie Lemke

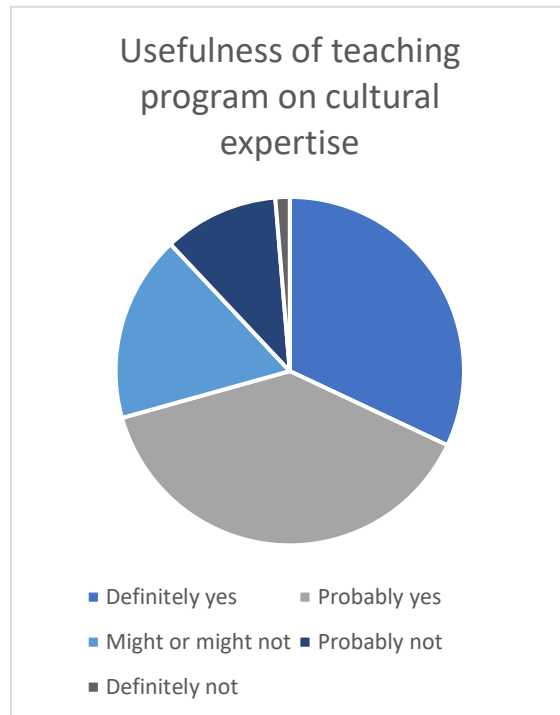
Date of First Publication: 20/07/2019

Date of Revision: 01/02/2022

Capacity Building

The most common response to the question regarding the usefulness of a program teaching cultural expertise was probably yes (39%, 29), followed by definitely yes (32%, 24), then might or might not (17%, 13), probably not (11%, 8) and definitely not (1%, 1).

Usefulness of a teaching program on cultural expertise	%	#
Probably yes	39%	29
Definitely yes	32%	24
Might or might not	17%	13
Probably not	11%	8
Definitely not	1%	1
Total	100%	75



Austria Data Summary

CULTURAL EXPERTISE IN EUROPE: WHAT IS IT USEFUL FOR? (EURO-EXPERT)

PI: Livia Holden | Post-Doc: Anna Tsalapatanis: Data Collector: Stefanie Lemke

Date of First Publication: 20/07/2019

Date of Revision: 01/02/2022

Organisations interested in a teaching program

With regards to the question on interest in the teaching program, the most common response was other (59%, 30), followed by knowing educational organisations which may be interested (22%, 9), then knowing professional organisations that may be interested (18%, 9) and finally one respondent who would be interested in teaching cultural expertise themselves (2%).

Organisations interested in a teaching program	%	#
Know educational institutions interested in teaching	22%	11
Know professional organisations interested in teaching	18%	9
Interested in teaching themselves	2%	1
Other	59%	30
Total	100%	51

Organisations interested in a teaching program

