



## EURO-EXPERT: Finland Data Summary

Livia Holden, Anna Tsalapatani, Noora Arajärvi

### ► To cite this version:

Livia Holden, Anna Tsalapatani, Noora Arajärvi. EURO-EXPERT: Finland Data Summary. EURO-EXPERT. 2022. hal-03853315

**HAL Id: hal-03853315**

**<https://hal.science/hal-03853315>**

Submitted on 15 Nov 2022

**HAL** is a multi-disciplinary open access archive for the deposit and dissemination of scientific research documents, whether they are published or not. The documents may come from teaching and research institutions in France or abroad, or from public or private research centers.

L'archive ouverte pluridisciplinaire **HAL**, est destinée au dépôt et à la diffusion de documents scientifiques de niveau recherche, publiés ou non, émanant des établissements d'enseignement et de recherche français ou étrangers, des laboratoires publics ou privés.

# Finland Data Summary

## CULTURAL EXPERTISE IN EUROPE: WHAT IS IT USEFUL FOR? (EURO-EXPERT)

PI: Livia Holden | Post-Doc: Anna Tsalapatanis: Data Collector: NOORA ARAJÄRVI

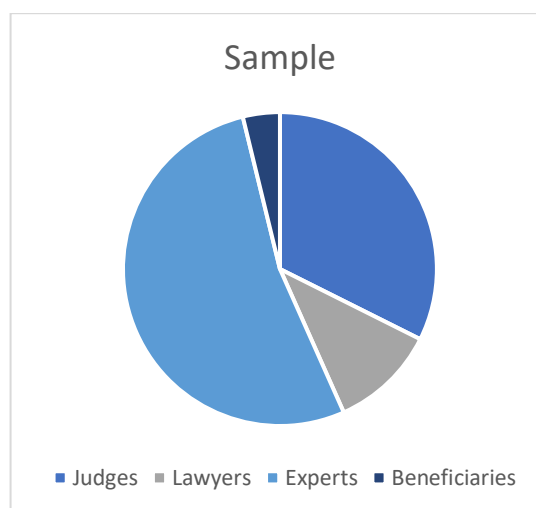
Date of First Publication: 13/06/2019

Date of Revision: 01/02/2022

## Qualities of Sample

There were 210 respondents to the Finnish survey, of which (68, 32%) were judges, (23, 11%) were lawyers, (111, 53%) were experts and (8, 4%) were beneficiaries.

Respondent categories	%	#
Judges	32%	68
Lawyers	11%	23
Experts	53%	111
Beneficiaries	4%	8
Total	100%	210



## Country locations

Of the 80%, 168, of respondents who indicated their location, (42%, 70) were based in Helsinki, followed by Turku (5%, 8), Oulu (4%, 7), Tampere (4%, 7), Espoo (4%, 6), Kuopio (2%, 4) and South Finland (2%, 4). The remaining locations listed were selected by less than 3 respondents.

# Finland Data Summary

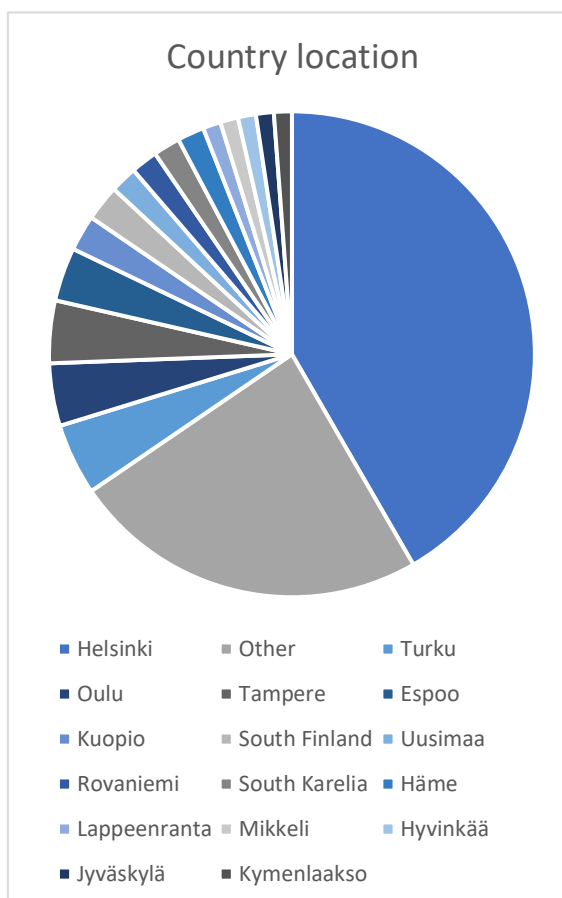
## CULTURAL EXPERTISE IN EUROPE: WHAT IS IT USEFUL FOR? (EURO-EXPERT)

PI: Livia Holden | Post-Doc: Anna Tsalapatanis: Data Collector: NOORA ARAJÄRVI

Date of First Publication: 13/06/2019

Date of Revision: 01/02/2022

Country location	%	#
Helsinki	42%	70
Other	24%	40
Turku	5%	8
Oulu	4%	7
Tampere	4%	7
Espoo	4%	6
Kuopio	2%	4
South Finland	2%	4
Uusimaa	2%	3
Rovaniemi	2%	3
South Karelia	2%	3
Häme	2%	3
Lappeenranta	1%	2
Mikkeli	1%	2
Hyvinkää	1%	2
Jyväskylä	1%	2
Kymenlaakso	1%	2
Total	100%	168



## Judges

The most common degree of jurisdiction for Judges was responding District Court (62%, 36), then Court of Appeal (19%, 11), Administrative Court (9%, 5), Special Courts (3%, 2), and Supreme Court (2%, 1).

# Finland Data Summary

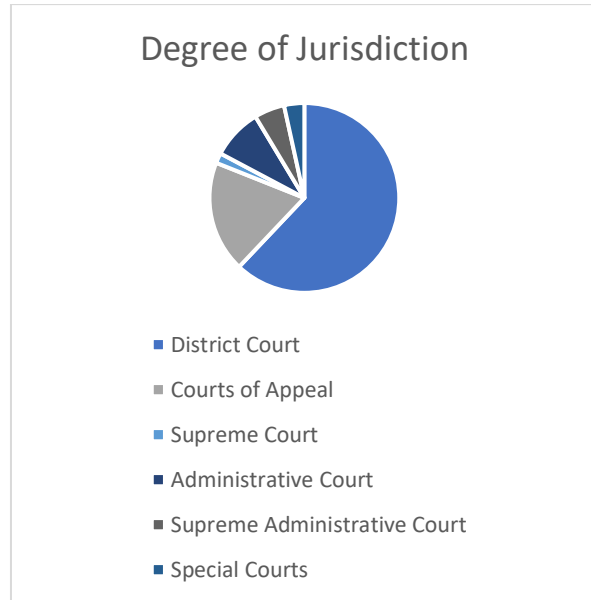
## CULTURAL EXPERTISE IN EUROPE: WHAT IS IT USEFUL FOR? (EURO-EXPERT)

PI: Livia Holden | Post-Doc: Anna Tsalapatanis: Data Collector: NOORA ARAJÄRVI

Date of First Publication: 13/06/2019

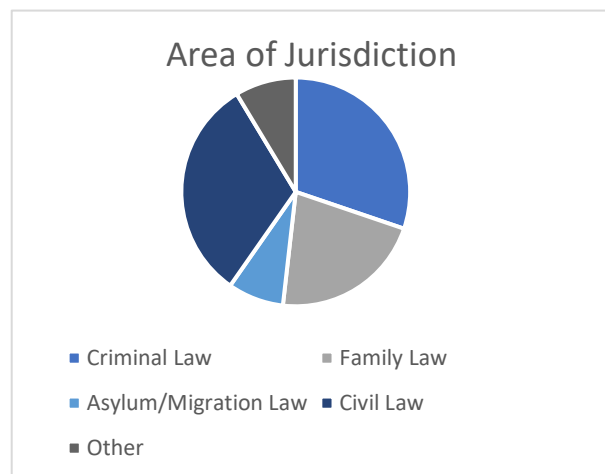
Date of Revision: 01/02/2022

Degree of Jurisdiction	%	#
District Court	62%	36
Courts of Appeal	19%	11
Supreme Court	2%	1
Administrative Court	9%	5
Supreme Administrative Court	5%	3
Special Courts	3%	2
Total	100%	58



The most common area of jurisdiction was ‘Civil law’ (32%, 44), followed by ‘Criminal Law’ (30%, 42), ‘Family Law’ (22%, 30), ‘Other’ (9%, 12) and Asylum/Migration Law (8%, 11).

Area of Jurisdiction	%	#
Criminal Law	30%	42
Family Law	22%	30
Asylum/Migration Law	8%	11
Civil Law	32%	44
Other	9%	12
Total	100%	139



# Finland Data Summary

## CULTURAL EXPERTISE IN EUROPE: WHAT IS IT USEFUL FOR? (EURO-EXPERT)

PI: Livia Holden | Post-Doc: Anna Tsalapatanis: Data Collector: NOORA ARAJÄRVI

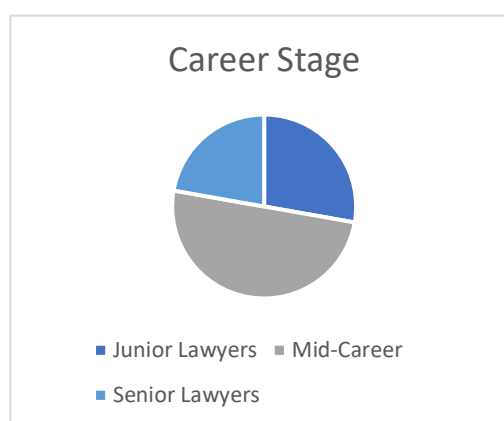
Date of First Publication: 13/06/2019

Date of Revision: 01/02/2022

### Lawyers

Out of the 18 lawyer who responded, (50%, 9) indicated mid-career, followed by junior lawyers (28%, 5) and senior lawyers (22%, 4).

Career Stage	%	#
Junior Lawyers	28%	5
Mid-Career	50%	9
Senior Lawyers	22%	4
Total	100%	18



For the areas of law practiced, 'Criminal Law' (23%, 15) was the most common followed by, 'Administrative Law', 'Family Law' and 'Immigration Law' (13%, 8) each, 'Refugee and Asylum Law' (11%, 7) was next followed by 'Inheritance Law' (8%, 5), then 'International Human Rights Law' and 'Labour Law' (5%, 3) each. All the remaining areas received less than 5%.

# Finland Data Summary

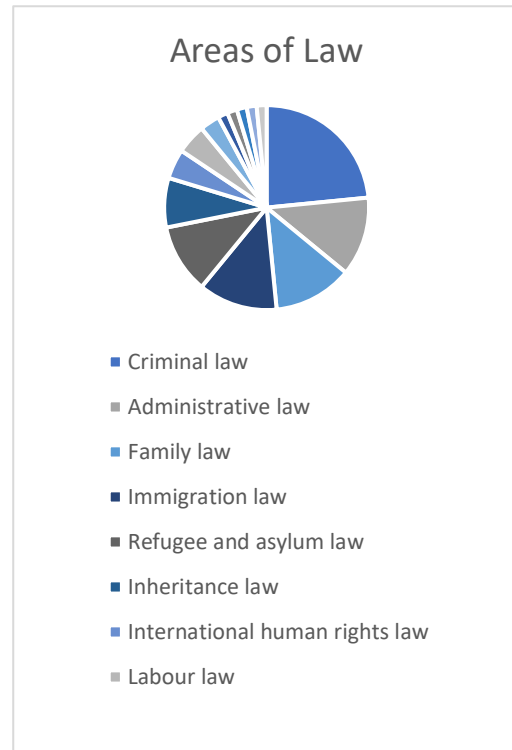
## CULTURAL EXPERTISE IN EUROPE: WHAT IS IT USEFUL FOR? (EURO-EXPERT)

PI: Livia Holden | Post-Doc: Anna Tsalapatanis: Data Collector: NOORA ARAJÄRVI

Date of First Publication: 13/06/2019

Date of Revision: 01/02/2022

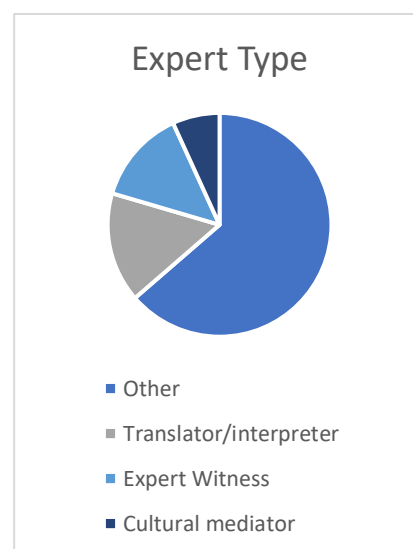
Areas of Law	%	#
Criminal law	23%	15
Administrative law	13%	8
Family law	13%	8
Immigration law	13%	8
Refugee and asylum law	11%	7
Inheritance law	8%	5
International human rights law	5%	3
Labour law	5%	3
Contracts and obligations	3%	2
European law	2%	1
Financial law	2%	1
Intellectual and patent law	2%	1
Property law	2%	1
Sports law	2%	1
Total	100%	64



## Experts

The most common expert type was 'Other' (64%, 28), followed by 'Translator/Interpreter' (16%, 7), Expert Witness (14%, 6), and Cultural Mediator (7%, 3).

Expert Type	%	#
Other	64%	28
Translator/interpreter	16%	7
Expert Witness	14%	6
Cultural mediator	7%	3
Total	100%	44



# Finland Data Summary

## CULTURAL EXPERTISE IN EUROPE: WHAT IS IT USEFUL FOR? (EURO-EXPERT)

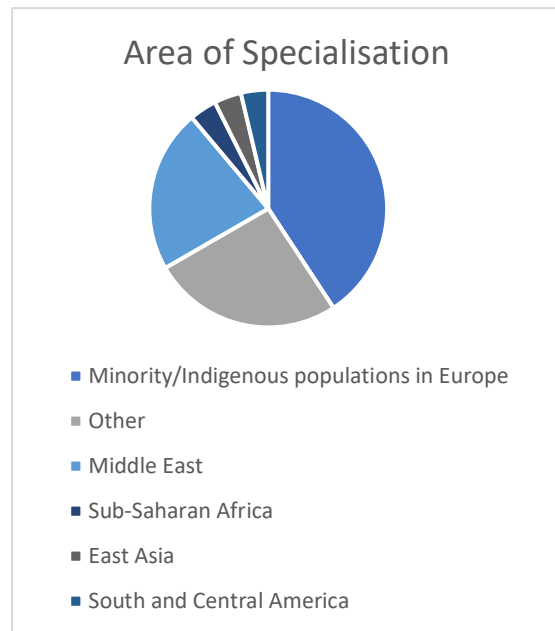
PI: Livia Holden | Post-Doc: Anna Tsalapatanis: Data Collector: NOORA ARAJÄRVI

Date of First Publication: 13/06/2019

Date of Revision: 01/02/2022

The most common response to the question regarding area of specialisation was 'Minority/Indigenous populations in Europe' (41%, 11), followed by 'Other' (26%, 7) and the Middle East (22%, 6). Sub-Saharan Africa, East Asia and South and Central America were each selected by one expert (1, 4%).

Area of Specialisation	%	#
Minority/Indigenous populations in Europe	41%	11
Other	26%	7
Middle East	22%	6
Sub-Saharan Africa	4%	1
East Asia	4%	1
South and Central America	4%	1
Total	100%	27



## Frequency

### Frequency of involvement

To the question of how many experts did they instruct annually, most responding judges and lawyers (84%, 32) chose 'Less than 10', followed by 'Between 10 and 20' (13%, 5), and 'Between 20 and 50' (3%, 1).

# Finland Data Summary

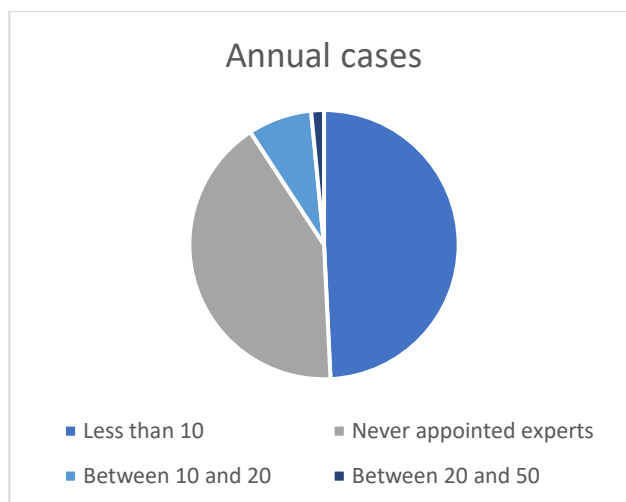
## CULTURAL EXPERTISE IN EUROPE: WHAT IS IT USEFUL FOR? (EURO-EXPERT)

PI: Livia Holden | Post-Doc: Anna Tsalapatanis: Data Collector: NOORA ARAJÄRVI

Date of First Publication: 13/06/2019

Date of Revision: 01/02/2022

Annual cases	%	#
Less than 10	49%	32
Never appointed experts	42%	27
Between 10 and 20	8%	5
Between 20 and 30	1%	1
Total	100%	65



(40%, 17) of experts provided less than 5 written reports, (19%, 8) chose 'Other' (14%, 6) indicated a number of written reports between 5 and 10, (12%, 5) indicated a number of written reports between 20 and 50, (9%, 4) indicated between 10 and 20 and (7%, 3) indicated between 50 and 100.

(47%, 22) of experts provided a total of less than 5 oral reports, (21%, 10) choose 'Other', (13%, 6) a number of oral reports between 10 and 20, (9%, 4) indicated a number of oral reports between 50 and 100 and between 20 and 50. (2%, 1) indicated a number of oral reports between 5 and 10.



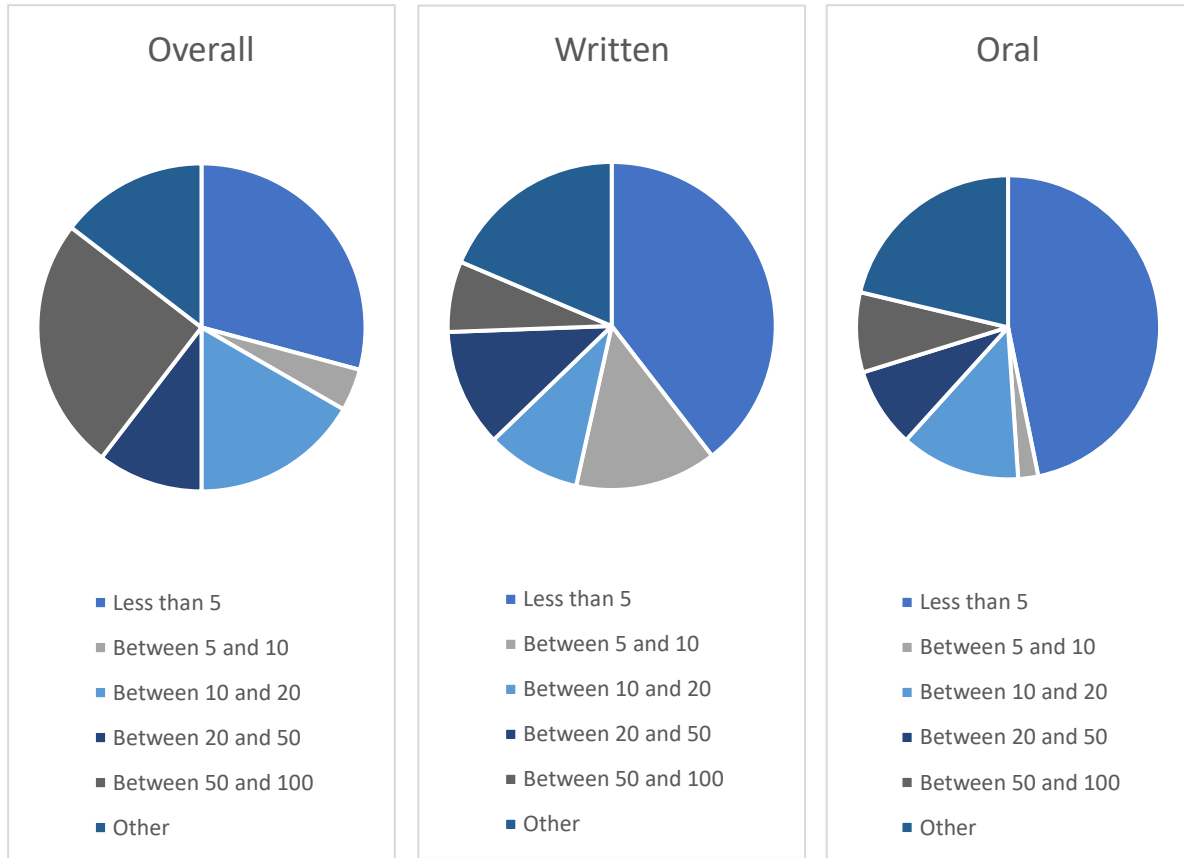
# Finland Data Summary

## CULTURAL EXPERTISE IN EUROPE: WHAT IS IT USEFUL FOR? (EURO-EXPERT)

PI: Livia Holden | Post-Doc: Anna Tsalapatanis: Data Collector: NOORA ARAJÄRVI

Date of First Publication: 13/06/2019

Date of Revision: 01/02/2022



## Fields of law

The most common area of use of cultural expertise was 'Refugee and Asylum Law' (15%, 24) followed by 'Family Law' (14%, 22), 'Administrative Law' (12%, 19), 'Criminal Law' (12%, 18), 'Immigration Law' (11%, 17), 'International Human Rights Law' (8%, 13) and 'Other' (5%, 8). All the remaining fields of law received 3% or less.

# Finland Data Summary

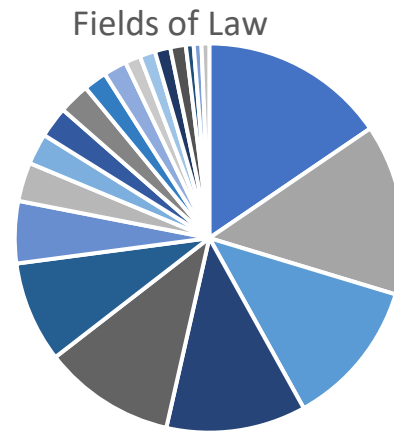
## CULTURAL EXPERTISE IN EUROPE: WHAT IS IT USEFUL FOR? (EURO-EXPERT)

PI: Livia Holden | Post-Doc: Anna Tsalapatanis: Data Collector: NOORA ARAJÄRVI

Date of First Publication: 13/06/2019

Date of Revision: 01/02/2022

Fields of Law	%	#
Refugee and asylum law	15%	24
Family law	14%	22
Administrative law	12%	19
Criminal law	12%	18
Immigration law	11%	17
International human rights law	8%	13
Other	5%	8
Labour law	3%	5
Contracts and obligations	3%	4
European law	3%	4
Private international law	3%	4
Health law	2%	3
Intellectual and patent law	2%	3
Business and commercial law	1%	2
Environmental law	1%	2
Inheritance law	1%	2
Medical and bio law	1%	2
Constitutional law	1%	1
Property law	1%	1
Sports law	1%	1
Total	100%	155



- Refugee and asylum law
- Family law
- Administrative law
- Criminal law
- Immigration law
- International human rights law
- Other
- Labour law
- Contracts and obligations
- European law
- Private international law
- Health law
- Intellectual and patent law
- Business and commercial law
- Environmental law
- Inheritance law
- Medical and bio law
- Constitutional law
- Property law
- Sports law

# Finland Data Summary

## CULTURAL EXPERTISE IN EUROPE: WHAT IS IT USEFUL FOR? (EURO-EXPERT)

PI: Livia Holden | Post-Doc: Anna Tsalapatanis: Data Collector: NOORA ARAJÄRVI

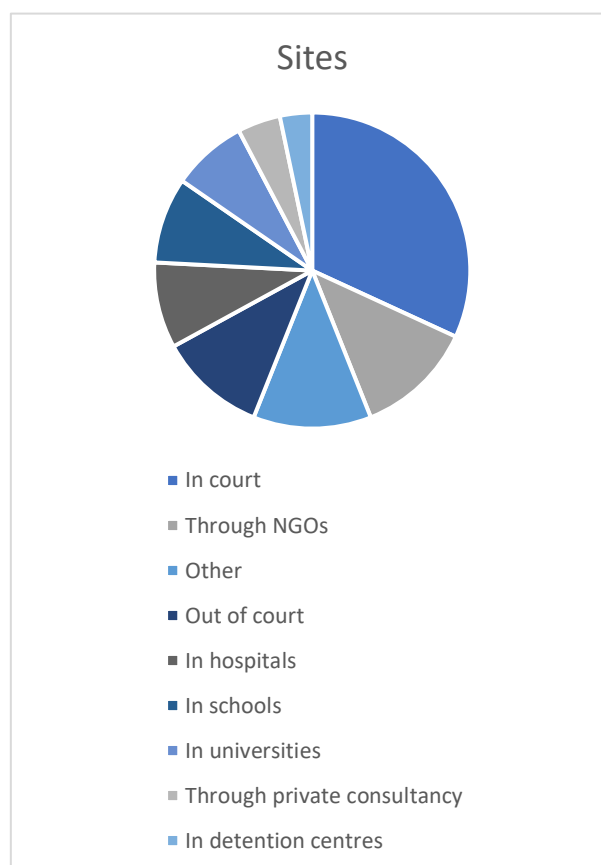
Date of First Publication: 13/06/2019

Date of Revision: 01/02/2022

### Sites

The most common site for cultural expertise was 'In Court' (32%, 29), followed by 'Through NGOs' and 'Other' (12%, 11 each), 'Out of Court' (11%, 10), 'In hospitals' and 'In schools' (9%, 8 each), and 'In Universities' (8%, 7) with all remaining categories receiving 5% or less.

Sites	%	#
In court	32%	29
Through NGOs	12%	11
Other	12%	11
Out of court	11%	10
In hospitals	9%	8
In schools	9%	8
In universities	8%	7
Through private consultancy	4%	4
In detention centres	3%	3
Total	100%	91



### Typology of Experts

The most common response to the question regarding the expert type was 'Other' (47%, 20), followed by 'Native language speakers' (33%, 14), 'University professors' (16%, 7) and 'Country experts' (5%, 2).

# Finland Data Summary

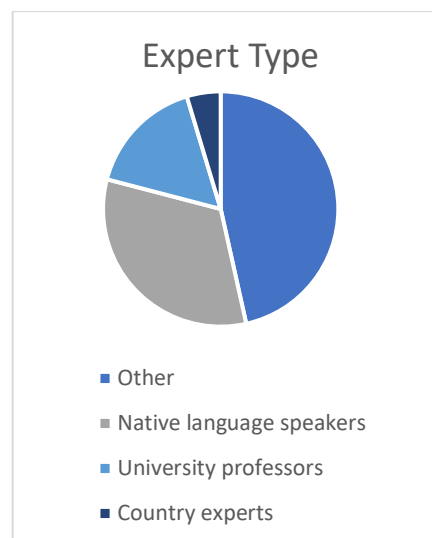
## CULTURAL EXPERTISE IN EUROPE: WHAT IS IT USEFUL FOR? (EURO-EXPERT)

PI: Livia Holden | Post-Doc: Anna Tsalapatanis: Data Collector: NOORA ARAJÄRVI

Date of First Publication: 13/06/2019

Date of Revision: 01/02/2022

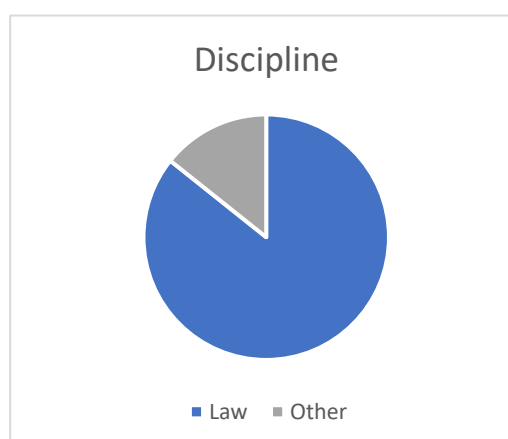
Expert Type	%	#
Other	47%	20
Native language speakers	33%	14
University professors	16%	7
Country experts	5%	2
Total	100%	43



## Discipline

Those who indicated university professors and were asked to specify, all but one selected 'Law' (86%, 6), and one selected 'Other' and specified Medicine.

Discipline	%	#
Law	86%	6
Other	14%	1
Total	100%	7



# Finland Data Summary

## CULTURAL EXPERTISE IN EUROPE: WHAT IS IT USEFUL FOR? (EURO-EXPERT)

PI: Livia Holden | Post-Doc: Anna Tsalapatanis: Data Collector: NOORA ARAJÄRVI

Date of First Publication: 13/06/2019

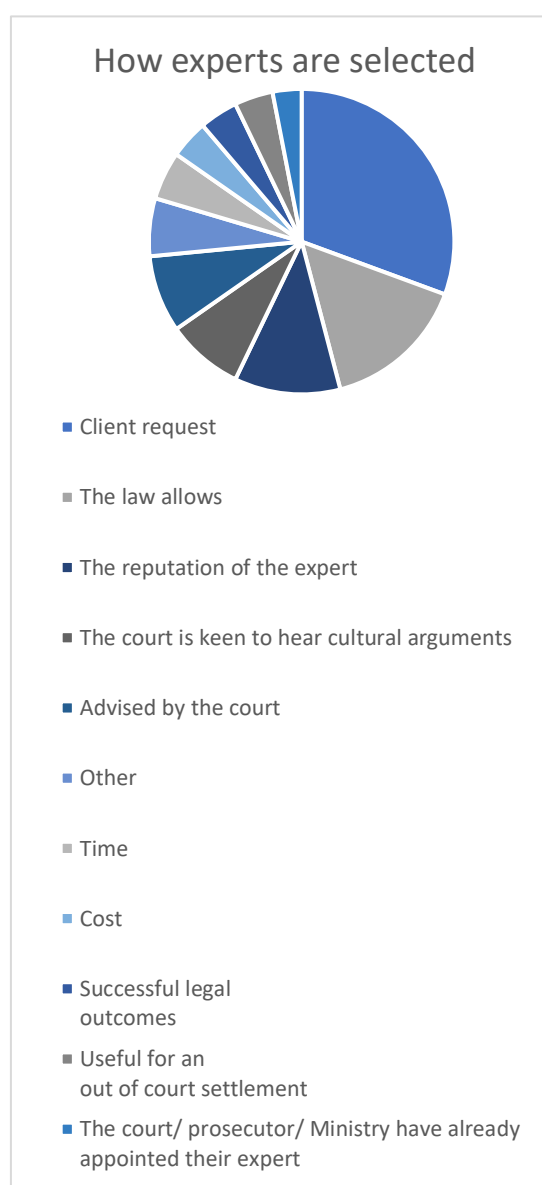
Date of Revision: 01/02/2022

## Modalities

### Appointment of Experts

The most common factor influencing the decision to appoint was that the appointment of experts was on 'Client request' (31%, 30), followed by 'The law allows' (15%, 15), 'The reputation of the expert' (11%, 11), 'The court is keen to hear cultural arguments' (8%, 8), 'Advised by the court' (8%, 8), and 'Other' (6%, 6), with all remaining areas receiving 5% or less.

How experts are selected	%	#
Client request	31%	30
The law allows	15%	15
The reputation of the expert	11%	11
The court is keen to hear cultural arguments	8%	8
Advised by the court	8%	8
Other	6%	6
Time	5%	5
Cost	4%	4
Successful legal outcomes	4%	4
Useful for an out of court settlement	4%	4
The court/ prosecutor/ Ministry have already appointed their expert	3%	3
Total	100%	98



# Finland Data Summary

## CULTURAL EXPERTISE IN EUROPE: WHAT IS IT USEFUL FOR? (EURO-EXPERT)

PI: Livia Holden | Post-Doc: Anna Tsalapatanis: Data Collector: NOORA ARAJÄRVI

Date of First Publication: 13/06/2019

Date of Revision: 01/02/2022

The most common response to how experts started giving opinions was 'Other' (38%, 9), followed by 'Contacted by a court' (25%, 6), 'Contacted by a client' (17%, 4), 'Contacted by a lawyer' (8%, 2), 'Contacted by the ministry' (8%, 2) and 'Referred by a colleague' (4%, 1).

How experts started their career	%	#
Other	38%	9
Contacted by a court	25%	6
Contacted by a client	17%	4
Contacted by a lawyer	8%	2
Contacted by the ministry	8%	2
Referred by a colleague	4%	1
Total	100%	24



Experts were most frequently appointed by 'Lawyers' (18%, 9), followed by 'Work as an expert for NGOs' (17%, 8), 'Instructed by the Ministry of the Interior' (17%, 8), 'Other' (17%, 8), 'Instructed by courts' (15%, 7) and 'Contacted directly by clients' (15%, 7).

# Finland Data Summary

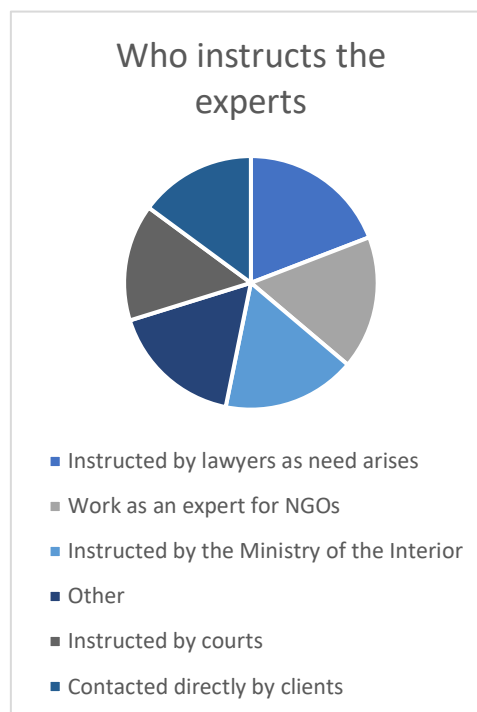
## CULTURAL EXPERTISE IN EUROPE: WHAT IS IT USEFUL FOR? (EURO-EXPERT)

PI: Livia Holden | Post-Doc: Anna Tsalapatanis: Data Collector: NOORA ARAJÄRVI

Date of First Publication: 13/06/2019

Date of Revision: 01/02/2022

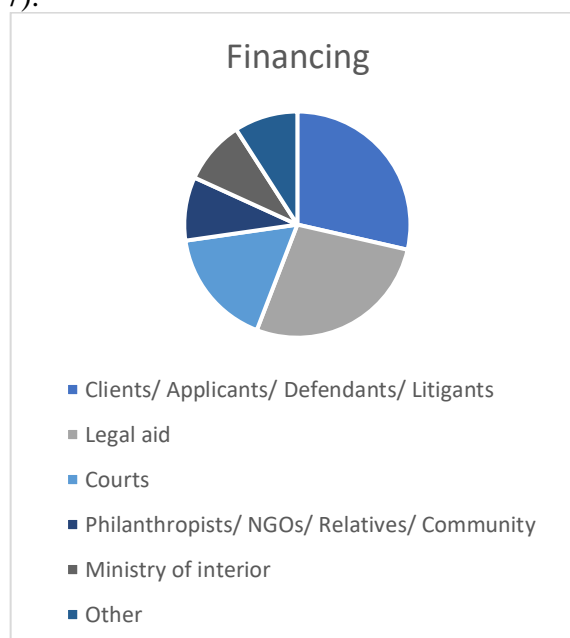
Who instructs the experts	%	#
Instructed by lawyers as need arises	19%	9
Work as an expert for NGOs	17%	8
Instructed by the Ministry of the Interior	17%	8
Other	17%	8
Instructed by courts	15%	7
Contacted directly by clients	15%	7
Total	100%	47



## Cost of Cultural Expertise

Cultural expertise is most commonly financed by 'Clients' (29%, 22), followed by 'Legal aid' (27%, 21) by 'Courts' (17%, 13), 'Philanthropists/ NGOs/ Relatives/ Community' (9%, 7), 'Ministry of interior' (9%, 7) and 'Other' (9%, 7).

How are experts paid?	%	#
Clients/ Applicants/ Defendants/ Litigants	29%	22
Legal aid	27%	21
Courts	17%	13
Philanthropists/ NGOs/ Relatives/ Community	9%	7
Ministry of interior	9%	7
Other	9%	7
Total	100%	77



# Finland Data Summary

## CULTURAL EXPERTISE IN EUROPE: WHAT IS IT USEFUL FOR? (EURO-EXPERT)

PI: Livia Holden | Post-Doc: Anna Tsalapatanis: Data Collector: NOORA ARAJÄRVI

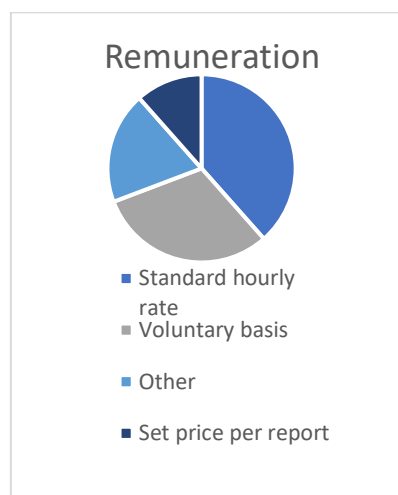
Date of First Publication: 13/06/2019

Date of Revision: 01/02/2022

### Remuneration of cultural expertise

Regarding the question of remuneration (38%, 10) chose 'Standard hourly rate', followed by 'Voluntary basis' (31%, 8), 'Other' (19%, 5), and 'Set price per report' (12%, 3).

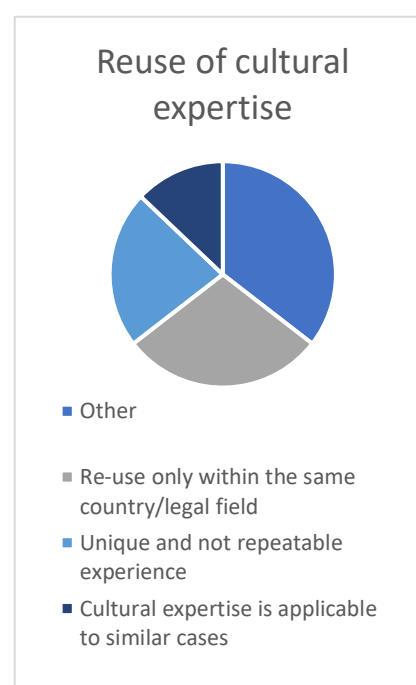
Remuneration of experts	%	#
Standard hourly rate	38%	10
Voluntary basis	31%	8
Other	19%	5
Set price per report	12%	3
Total	100%	26



### Reuse of cultural expertise

The most common response responses to the question of the reuse of cultural expertise was 'Other' (35%, 11), followed by 'Can only be reproduced in the same country/legal field' (29%, 9), 'Unique and not repeatable experience' (23%, 7) and 'Cultural expertise is applicable in similar cases' (13%, 4).

Reuse of cultural expertise	%	#
Other	35%	11
Re-use only within the same country/legal field	29%	9
Unique and not repeatable experience	23%	7
Cultural expertise is applicable to similar cases	13%	4
Total	100%	31





# Finland Data Summary

## CULTURAL EXPERTISE IN EUROPE: WHAT IS IT USEFUL FOR? (EURO-EXPERT)

PI: Livia Holden | Post-Doc: Anna Tsalapatanis: Data Collector: NOORA ARAJÄRVI

Date of First Publication: 13/06/2019

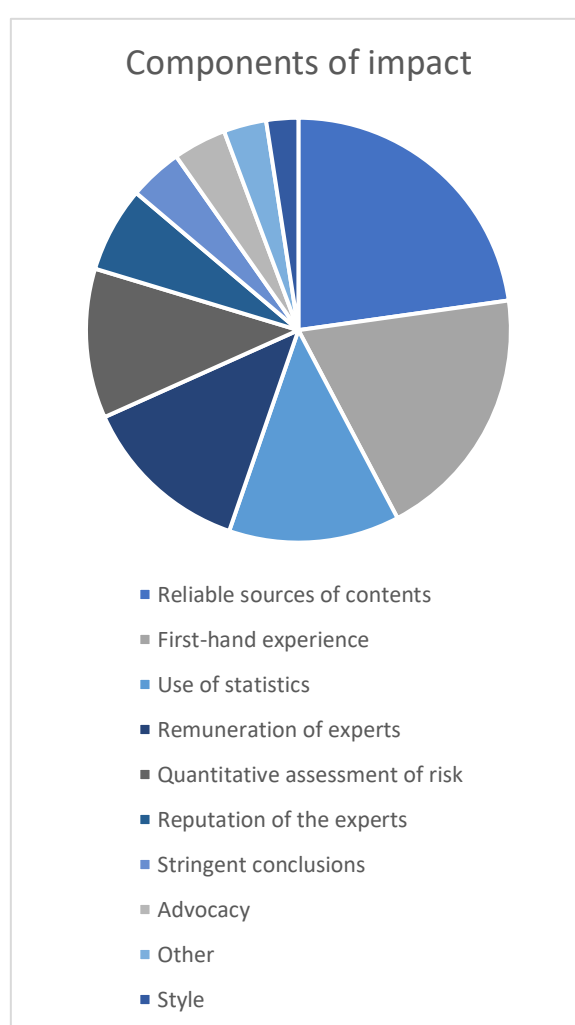
Date of Revision: 01/02/2022

## Impact

### Components of Impact

The most common components of impact include 'Reliable sources of contents' (23%, 28), followed by 'First-hand experience' (20%, 24), then 'Use of statistics' (13%, 16), 'Remuneration of experts' (13%, 16), 'Quantitative assessment of risk' (11%, 14), Reputation of the experts' (7%, 8), 'Stringent conclusions' (4%, 5), 'Advocacy' (4%, 5), 'Other' (3%, 4) and Style (2%, 3).

Components of impact	%	#
Reliable sources of contents	23%	28
First-hand experience	20%	24
Use of statistics	13%	16
Remuneration of experts	13%	16
Quantitative assessment of risk	11%	14
Reputation of the experts	7%	8
Stringent conclusions	4%	5
Advocacy	4%	5
Other	3%	4
Style	2%	3
Total	100%	123



# Finland Data Summary

## CULTURAL EXPERTISE IN EUROPE: WHAT IS IT USEFUL FOR? (EURO-EXPERT)

PI: Livia Holden | Post-Doc: Anna Tsalapatanis: Data Collector: NOORA ARAJÄRVI

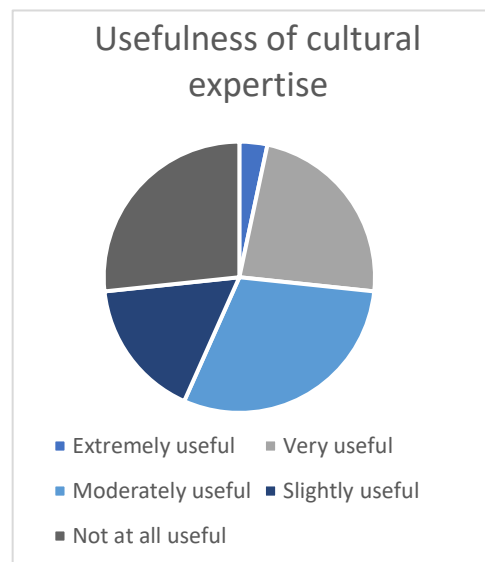
Date of First Publication: 13/06/2019

Date of Revision: 01/02/2022

### Usefulness

The most common response to the question regarding the usefulness of cultural expertise was that it was 'Moderately useful' (30%, 9), followed by 'Not useful at all' (27%, 8), then 'Very useful' (23%, 7), 'Slightly useful' (17%, 5), and 'Extremely useful' (3%, 1).

Usefulness of cultural expertise	%	#
Extremely useful	3%	1
Very useful	23%	7
Moderately useful	30%	9
Slightly useful	17%	5
Not at all useful	27%	8
Total	100%	30



### Usefulness: fields

Cultural expertise is most useful in 'Migration law' (49%, 26), followed by 'More useful in other areas of law' (23%, 12), 'More in criminal law than in civil law' (15%, 8) and 'More in civil law than in criminal law' (13%, 7).

# Finland Data Summary

## CULTURAL EXPERTISE IN EUROPE: WHAT IS IT USEFUL FOR? (EURO-EXPERT)

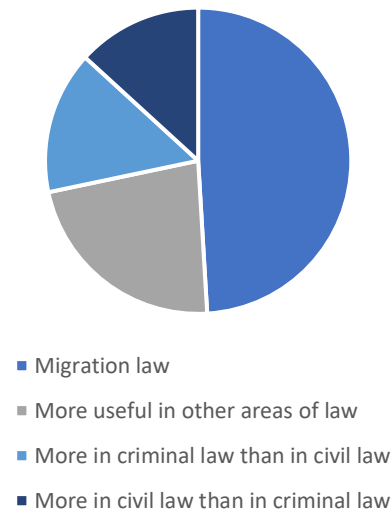
PI: Livia Holden | Post-Doc: Anna Tsalapatanis: Data Collector: NOORA ARAJÄRVI

Date of First Publication: 13/06/2019

Date of Revision: 01/02/2022

Areas of law where cultural expertise is more useful	%	#
Migration law	49%	26
More useful in other areas of law	23%	12
More in criminal law than in civil law	15%	8
More in civil law than in criminal law	13%	7
Total	100%	53

Areas of law where more useful

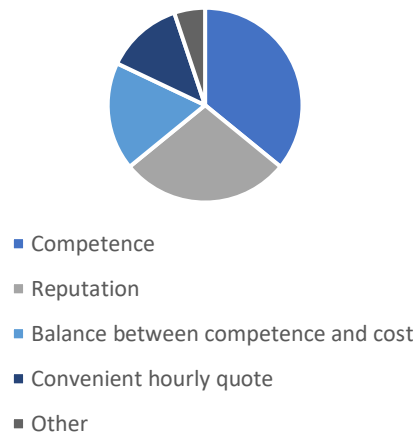


## Competitiveness

Experts thought that their expertise was competitive because of their 'Competence' (36%, 14), followed by 'Reputation' (28%, 11), 'Balance between competence and cost' (18%, 7), 'Convenient hourly quote' (13%, 5) and 'Other' (5%, 2).

Competitiveness	%	#
Competence	36%	14
Reputation	28%	11
Balance between competence and cost	18%	7
Convenient hourly quote	13%	5
Other	5%	2
Total	100%	39

Competitiveness



# Finland Data Summary

## CULTURAL EXPERTISE IN EUROPE: WHAT IS IT USEFUL FOR? (EURO-EXPERT)

PI: Livia Holden | Post-Doc: Anna Tsalapatanis: Data Collector: NOORA ARAJÄRVI

Date of First Publication: 13/06/2019

Date of Revision: 01/02/2022

### Reputation of Experts

(31%, 8) chose 'Other, followed by 'Regularly instructed/appointed as an expert for many years' (23%, 6) and 'Expert opinions have been successful' (23%, 6).

Reputation of experts	%	#
Other	40%	8
Regularly instructed/appointed as an expert for many years	30%	6
Expert opinions have been successful	30%	6
Total	100%	20



### Improved Access

#### Database

Regarding the question of the usefulness of a case law database, the most common response was that it would be 'Somewhat useful' (46%, 21), followed by 'Very useful' (35%, 16), 'Other' (17%, 8) and of 'No use' (2%, 1).

# Finland Data Summary

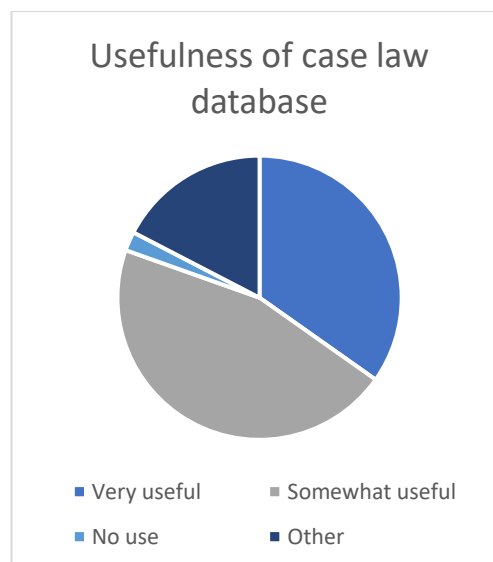
## CULTURAL EXPERTISE IN EUROPE: WHAT IS IT USEFUL FOR? (EURO-EXPERT)

PI: Livia Holden | Post-Doc: Anna Tsalapatanis: Data Collector: NOORA ARAJÄRVI

Date of First Publication: 13/06/2019

Date of Revision: 01/02/2022

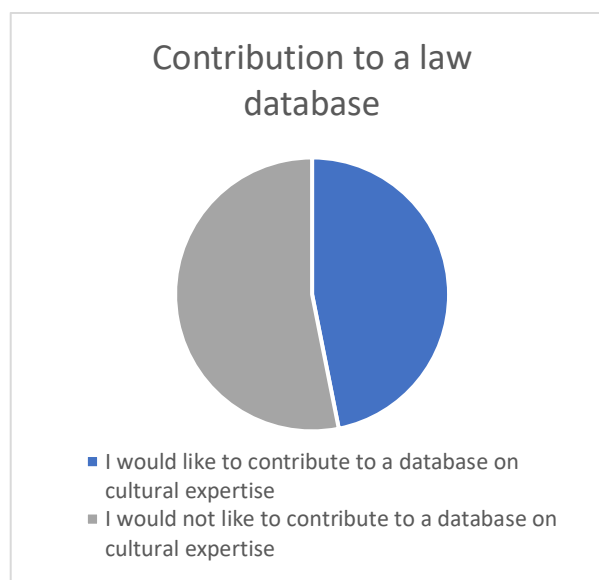
Usefulness of case law database	%	#
Very useful	35%	16
Somewhat useful	46%	21
No use	2%	1
Other	17%	8
Total	100%	46



## Contribution to law database

Most respondents did not wish to contribute to the establishment of a case law database (53%, 17), with the remainder indicating that they would (47%, 15).

Contribution to a law database	%	#
I would like to contribute to a database on cultural expertise	47%	15
I would not like to contribute to a database on cultural expertise	53%	17
Total	100%	32



# Finland Data Summary

## CULTURAL EXPERTISE IN EUROPE: WHAT IS IT USEFUL FOR? (EURO-EXPERT)

PI: Livia Holden | Post-Doc: Anna Tsalapatanis: Data Collector: NOORA ARAJÄRVI

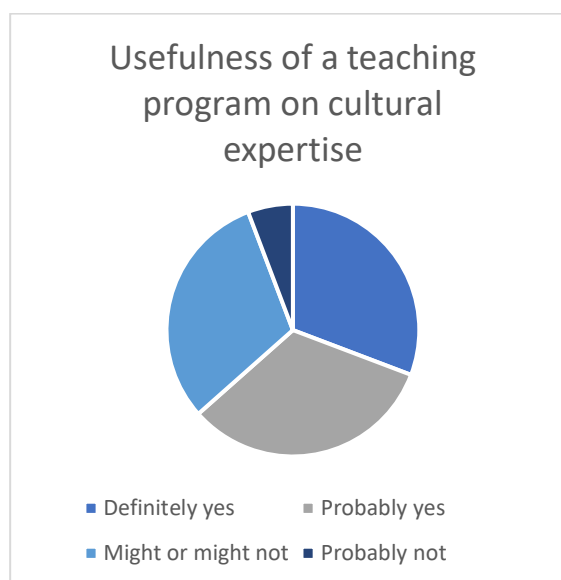
Date of First Publication: 13/06/2019

Date of Revision: 01/02/2022

### Capacity Building

The most common response to the question regarding the usefulness of a program teaching cultural expertise was 'Probably yes (33%, 17), followed by 'Definitely yes' (31%, 16) 'Might or might not' (31%, 16), and 'Probably not' (6%, 3).

Usefulness of a teaching program on cultural expertise	%	#
Definitely yes	31%	16
Probably yes	33%	17
Might or might not	30%	16
Probably not	6%	3
Total	100%	52



### Organisations interested in a teaching program

With regards to the question on interest in the teaching program, the most common response was that 'Know of educational organisations which may be interested' (37%, 6), followed by 'Other' (25%, 4), 'Know professional organisations that may be interested' (19%, 3) and 'Interested in teaching cultural expertise themselves' (19%, 3).

# Finland Data Summary

## CULTURAL EXPERTISE IN EUROPE: WHAT IS IT USEFUL FOR? (EURO-EXPERT)

PI: Livia Holden | Post-Doc: Anna Tsalapatanis: Data Collector: NOORA ARAJÄRVI

Date of First Publication: 13/06/2019

Date of Revision: 01/02/2022

Organisations interested in a teaching program	%	#
Know educational institutions interested in teaching	37%	6
Other	25%	4
Know professional organisations interested in teaching	19%	3
I would be interested in Interested in teaching themselves	19%	3
Total	100%	16

Organisations interested in a teaching program

