



HAL
open science

EURO-EXPERT: Sweden Data Summary

Livia Holden, Anna Tsalapatani, Laura Lehtonen

► **To cite this version:**

Livia Holden, Anna Tsalapatani, Laura Lehtonen. EURO-EXPERT: Sweden Data Summary. EURO-EXPERT. 2022. hal-03853291

HAL Id: hal-03853291

<https://hal.science/hal-03853291>

Submitted on 15 Nov 2022

HAL is a multi-disciplinary open access archive for the deposit and dissemination of scientific research documents, whether they are published or not. The documents may come from teaching and research institutions in France or abroad, or from public or private research centers.

L'archive ouverte pluridisciplinaire **HAL**, est destinée au dépôt et à la diffusion de documents scientifiques de niveau recherche, publiés ou non, émanant des établissements d'enseignement et de recherche français ou étrangers, des laboratoires publics ou privés.

Sweden Data Summary

CULTURAL EXPERTISE IN EUROPE: WHAT IS IT USEFUL FOR? (EURO-EXPERT)

PI: LIVIA HOLDEN | Post-Doc: ANNA TSALAPATANIS | Data Collector: Laura Lehtonen

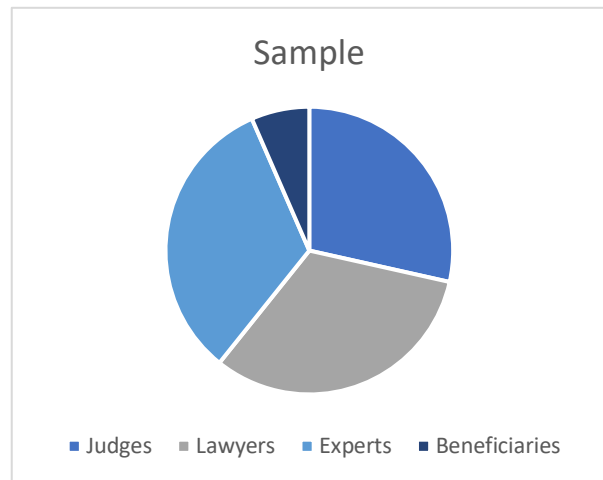
Date of Publication: 05/06/2019

Date of Revision: 01/02/2022

Qualities of Sample

There were 247 responses to the Sweden survey, of which (29%, 71) were judges, (32%, 78) were lawyers, (32%, 78) were experts and (7%, 20) were beneficiaries.

Respondent categories	%	#
Judges	29%	71
Lawyers	32%	78
Experts	32%	78
Beneficiaries	7%	20
Total	100%	247



Country locations

Of the 80%, 198, of respondents who indicated their location, (35%, 70) were based on Stockholm followed by 'Other' (25%, 49), Gothenburg (12%, 23), Malmö (10%, 19), Uppsala (3%, 5) and Norrland (3%, 6), with all the remaining locations accounting for 2% or less.

Sweden Data Summary

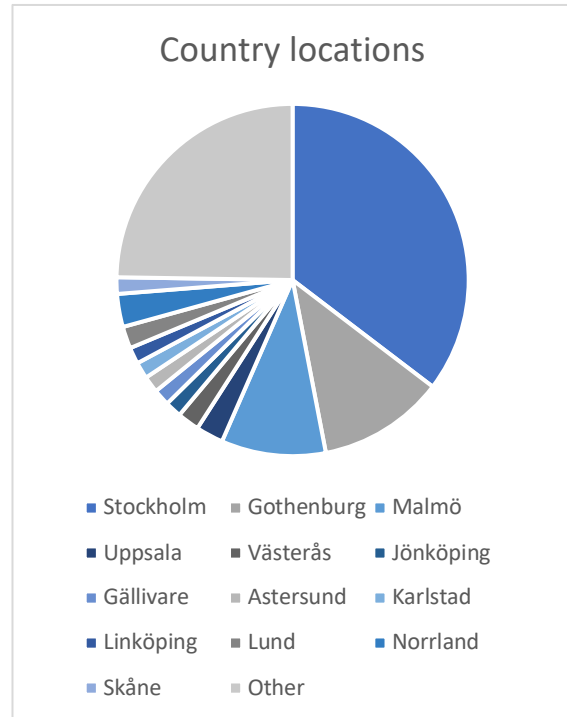
CULTURAL EXPERTISE IN EUROPE: WHAT IS IT USEFUL FOR? (EURO-EXPERT)

PI: LIVIA HOLDEN | Post-Doc: ANNA TSALAPATANIS | Data Collector: Laura Lehtonen

Date of Publication: 05/06/2019

Date of Revision: 01/02/2022

Country locations	%	#
Stockholm	35%	70
Gothenburg	12%	23
Malmö	10%	19
Uppsala	3%	5
Västerås	2%	4
Jönköping	2%	3
Gällivare	2%	3
Astersund	2%	3
Karlstad	2%	3
Linköping	2%	3
Lund	2%	4
Norrland	3%	6
Skåne	2%	3
Other	25%	49
Total	100%	198



Judges

The most common degree of jurisdiction for Judges was ‘Lower judiciary’ (50%, 33), followed by ‘Middle judiciary’ (35%, 23) and ‘Upper judiciary’ (11%, 7). 3 respondents selected ‘Other’ (5%).

Sweden Data Summary

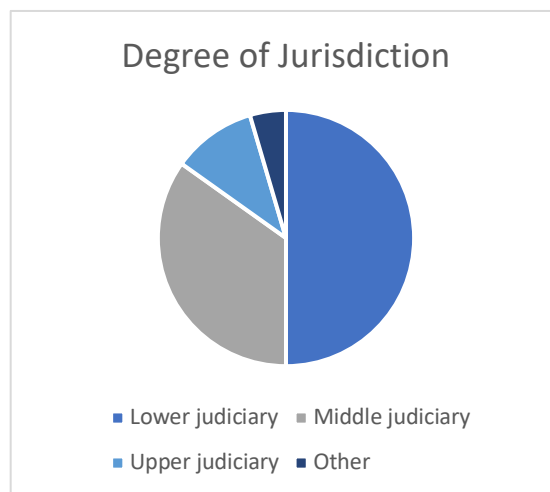
CULTURAL EXPERTISE IN EUROPE: WHAT IS IT USEFUL FOR? (EURO-EXPERT)

PI: LIVIA HOLDEN | Post-Doc: ANNA TSALAPATANIS | Data Collector: Laura Lehtonen

Date of Publication: 05/06/2019

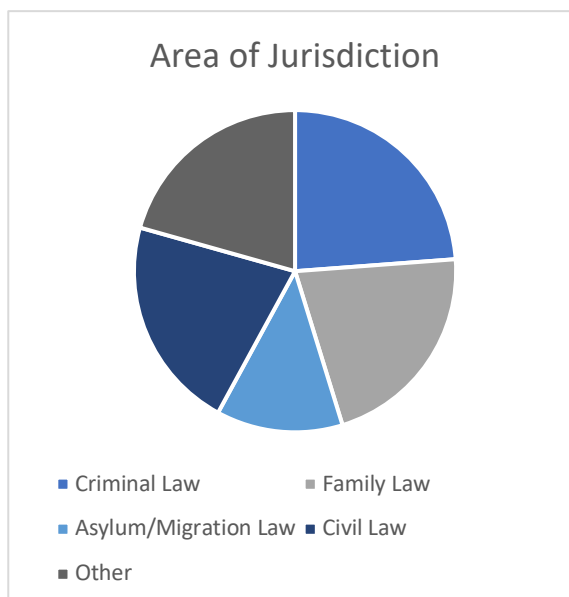
Date of Revision: 01/02/2022

Degree of Jurisdiction	%	#
Lower judiciary	50%	33
Middle judiciary	35%	23
Upper judiciary	11%	7
Other	5%	3
Total	100%	66



The most common area of jurisdiction was ‘Criminal law’ (24%, 30) followed by ‘Family law’ (21%, 27), ‘Civil law’ (21%, 27), ‘Other’ (21%, 26), Asylum/Migration Law (13%, 16).

Area of Jurisdiction	%	#
Criminal Law	24%	30
Family Law	21%	27
Civil Law	21%	27
Other	21%	26
Asylum/Migration Law	13%	16
Total	100%	126



Sweden Data Summary

CULTURAL EXPERTISE IN EUROPE: WHAT IS IT USEFUL FOR? (EURO-EXPERT)

PI: LIVIA HOLDEN | Post-Doc: ANNA TSALAPATANIS | Data Collector: Laura Lehtonen

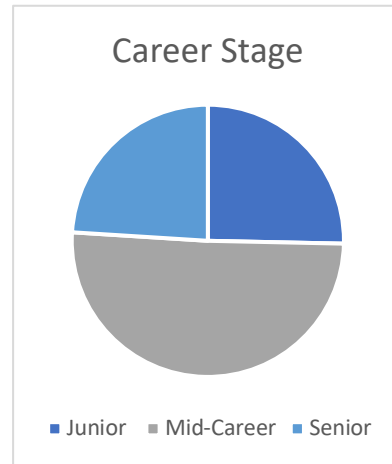
Date of Publication: 05/06/2019

Date of Revision: 01/02/2022

Lawyers

Most of the lawyers who responded, (51%, 38) indicated 'Mid-career', followed by 'Junior' (25%, 19) and 'Senior' (24%, 18).

Career Stage	%	#
Junior Lawyers	25%	19
Mid-Career	51%	38
Senior Lawyers	24%	18
Total	100%	75



For the areas of law practiced, 'Criminal Law' (20%, 43) was the most common, followed by 'Immigration Law' (11%, 24), 'Family Law' (11%, 24), 'Refugee and Asylum Law' (9%, 20), and 'Administrative Law' (9%, 20). 'Inheritance Law', 'Property Law', 'Contracts and obligations' and 'Other' each received 5% with all remaining areas receiving 4% or less.

Sweden Data Summary

CULTURAL EXPERTISE IN EUROPE: WHAT IS IT USEFUL FOR? (EURO-EXPERT)

PI: LIVIA HOLDEN | Post-Doc: ANNA TSALAPATANIS | Data Collector: Laura Lehtonen

Date of Publication: 05/06/2019

Date of Revision: 01/02/2022

Areas of Law	%	#
Criminal law	20%	43
Immigration law	11%	24
Family law	11%	24
Refugee and asylum law	9%	20
Administrative law	9%	20
Inheritance law	5%	11
Property law	5%	11
Other	5%	10
Contracts and obligations	5%	10
International human rights law	3%	7
Labour law	4%	8
Environmental law	3%	6
European law	3%	6
Private international law	2%	5
Constitutional law	2%	4
Intellectual and patent law	1%	2
Total	100%	214



Experts

(53%, 30) of the experts chose 'Other' followed by 'Translators/Interpreters' (37%, 21), 'Cultural Mediator' (7%, 4) and 'Expert Witnesses' (4%, 2).

Sweden Data Summary

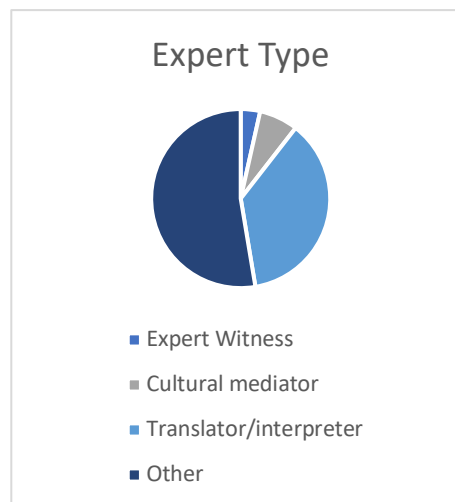
CULTURAL EXPERTISE IN EUROPE: WHAT IS IT USEFUL FOR? (EURO-EXPERT)

PI: LIVIA HOLDEN | Post-Doc: ANNA TSALAPATANIS | Data Collector: Laura Lehtonen

Date of Publication: 05/06/2019

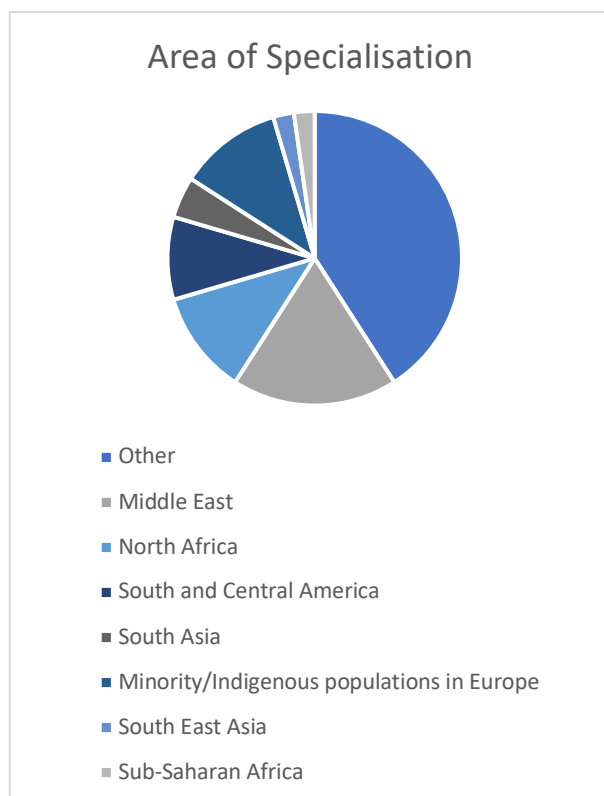
Date of Revision: 01/02/2022

Expert Type	%	#
Expert Witness	4%	2
Cultural mediator	7%	4
Translator/interpreter	37%	21
Other	53%	30
Total	100%	57



The most common response to the question regarding area of specialisation was 'Other' (46%, 17) followed by 'Middle East' (19%, 7), 'North Africa' (11%, 5), South and Central America' (9%,4), Minority/Indigenous populations in Europe (11%, 5), 'South East Asia' and 'Sub-Saharan Africa' (2%, 1) each.

Area of Specialisation	%	#
Other	46%	17
Middle East	19%	7
North Africa	11%	5
South and Central America	9%	4
South Asia	5%	2
Minority/Indigenous populations in Europe	11%	5
South East Asia	2%	1
Sub-Saharan Africa	2%	1
Total	100%	44



Sweden Data Summary

CULTURAL EXPERTISE IN EUROPE: WHAT IS IT USEFUL FOR? (EURO-EXPERT)

PI: LIVIA HOLDEN | Post-Doc: ANNA TSALAPATANIS | Data Collector: Laura Lehtonen

Date of Publication: 05/06/2019

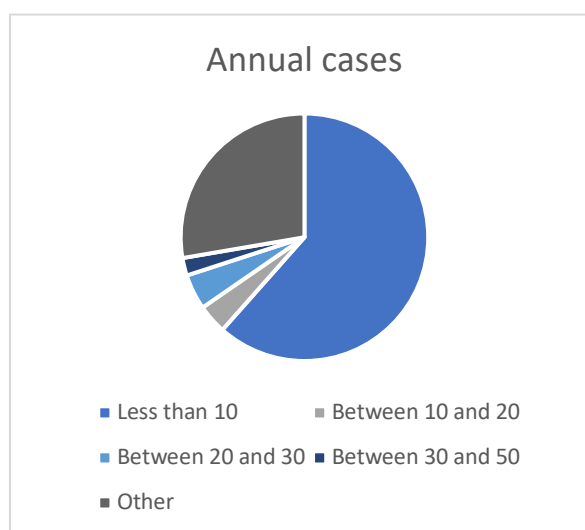
Date of Revision: 01/02/2022

Frequency

Frequency of involvement

To the question of how many experts did they instruct annually, most responding judges and lawyers (62%, 80) chose 'Less than 10', followed by 'Other' (28%, 36), 'Between 20 and 30' (5%, 6), 'Between 10 and 20' (4%, 5) and 'Between 30 and 50' (2%, 3).

Annual cases	%	#
Less than 10	62%	80
Between 10 and 20	4%	5
Between 20 and 30	5%	6
Between 30 and 50	2%	3
Other	28%	36
Total	100%	130



(36%, 20) of experts provided 'Less than 5' written reports, (29%, 16) chose 'Other', (13%, 7) indicated 'Between 20 and 50', (7%, 4) indicated a number of written reports 'Between 10 and 20', 'Between 50 and 100' and 'Between 5 and 10'.

(38%, 20) of experts chose 'Other', (19%, 10) indicated a number of oral reports 'Between 50 and 100', followed by 'Less than 5' (17%, 9), 'Between 5 and 10' and 'Between 20 and 50' (10%, 5) each and 'Between 10 and 20' (6% 3).

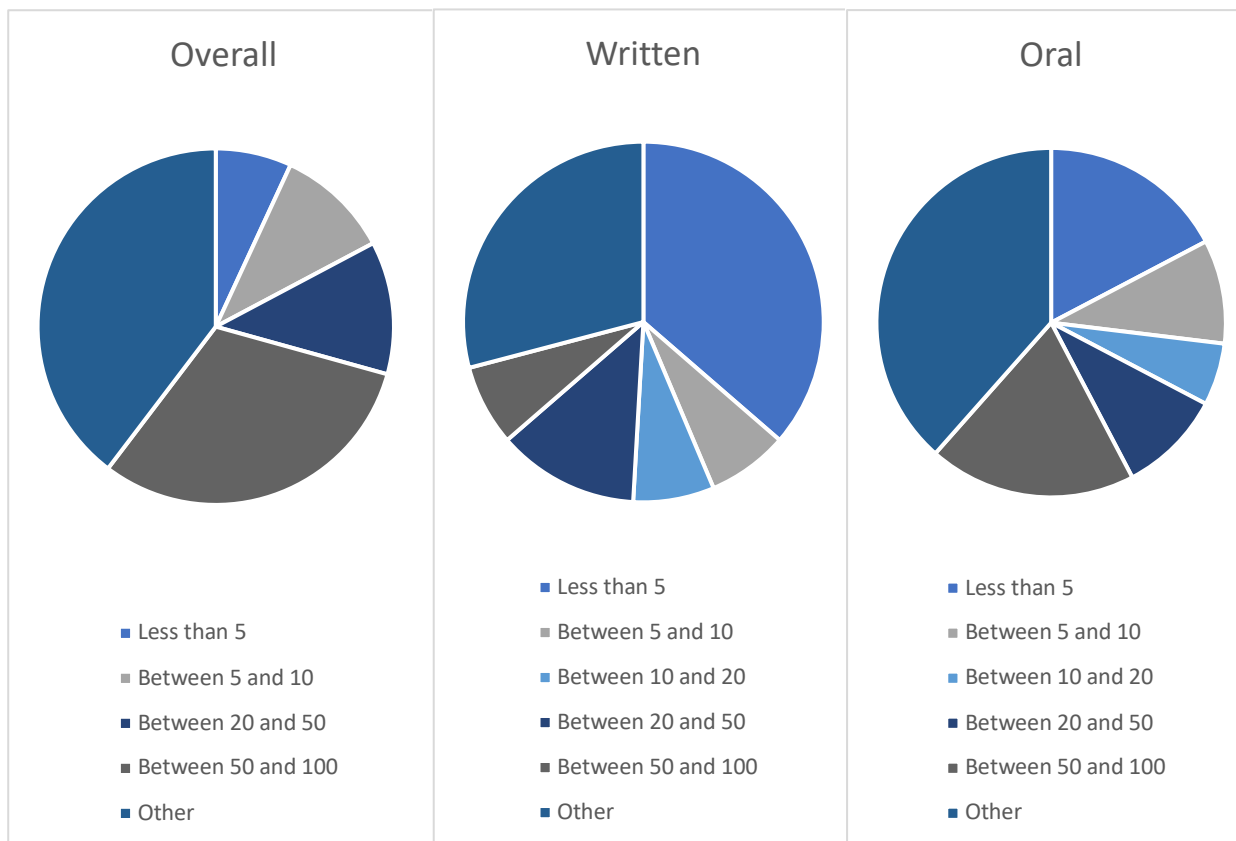
Sweden Data Summary

CULTURAL EXPERTISE IN EUROPE: WHAT IS IT USEFUL FOR? (EURO-EXPERT)

PI: LIVIA HOLDEN | Post-Doc: ANNA TSALAPATANIS | Data Collector: Laura Lehtonen

Date of Publication: 05/06/2019

Date of Revision: 01/02/2022



Fields of law

The most common area of use of cultural expertise was 'Immigration law' (13%, 49), followed by 'Refugee and asylum law' (13%, 47), 'Criminal Law' (11%, 41), 'Family Law' (10%, 36), 'Other' (9%, 32) and 'Administrative Law' (9%, 33), with all the remaining areas accounting for 4% or less.

Sweden Data Summary

CULTURAL EXPERTISE IN EUROPE: WHAT IS IT USEFUL FOR? (EURO-EXPERT)

PI: LIVIA HOLDEN | Post-Doc: ANNA TSALAPATANIS | Data Collector: Laura Lehtonen

Date of Publication: 05/06/2019

Date of Revision: 01/02/2022

Fields of Law	%	#
Immigration law	13%	49
Refugee and asylum law	13%	47
Criminal law	11%	41
Family law	10%	36
Other	9%	32
Administrative law	9%	33
International human rights law	4%	16
Private international law	4%	15
Inheritance law	3%	12
European law	3%	10
Health law	3%	11
Labour law	3%	10
Environmental law	3%	12
Constitutional law	2%	8
Contracts and obligations	2%	9
Intellectual and patent law	2%	8
Finance law	2%	6
Property law	1%	5
Sports law	1%	5
Total	100%	365



Sweden Data Summary

CULTURAL EXPERTISE IN EUROPE: WHAT IS IT USEFUL FOR? (EURO-EXPERT)

PI: LIVIA HOLDEN | Post-Doc: ANNA TSALAPATANIS | Data Collector: Laura Lehtonen

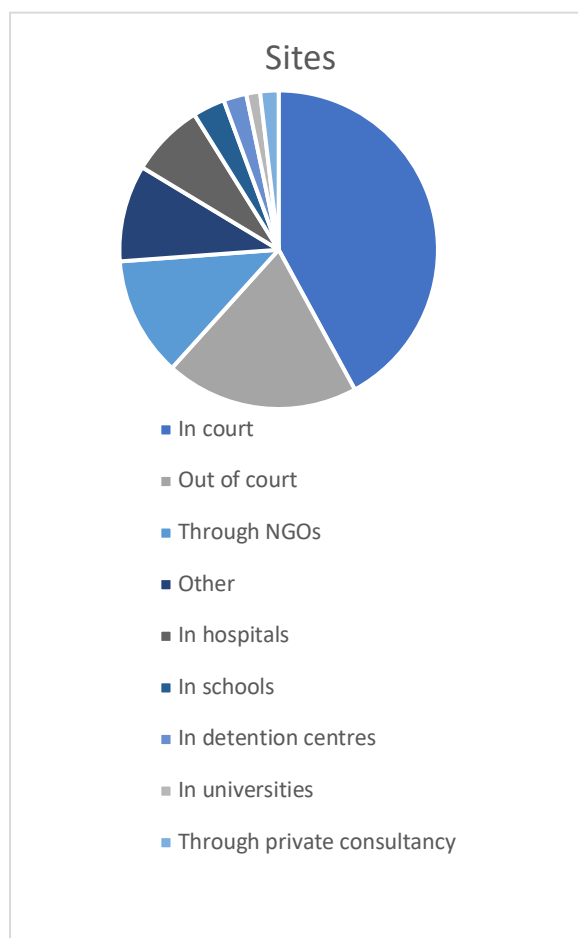
Date of Publication: 05/06/2019

Date of Revision: 01/02/2022

Sites

The most common site of cultural expertise was ‘In court’ (42%, 90), followed by ‘Out of court’ (20%, 42) ‘Through NGOs’ (12%, 26), ‘Other’ (10%, 21), ‘In hospitals’ (7%, 16) with all remaining categories receiving 3% or less.

Sites	%	#
In court	42%	90
Out of court	20%	42
Through NGOs	12%	26
Other	10%	21
In hospitals	7%	16
In schools	3%	7
Through private consultancy	2%	4
In detention centres	2%	5
In universities	1%	3
Total	100%	187



Typology of Experts

The most common response to the question regarding the expert type was ‘Other’ (38%, 57), followed by ‘University professors’ and ‘Native language speakers’ (14%, 22) each, ‘Country experts’ (12%, 18), ‘Native lawyers’ (11%, 17), ‘Religious leaders’ (7%, 10) and ‘Community leaders’ (4%, 6).

Sweden Data Summary

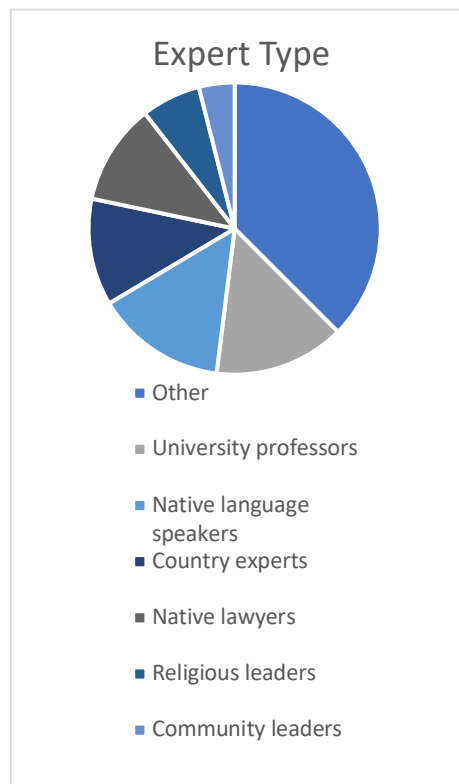
CULTURAL EXPERTISE IN EUROPE: WHAT IS IT USEFUL FOR? (EURO-EXPERT)

PI: LIVIA HOLDEN | Post-Doc: ANNA TSALAPATANIS | Data Collector: Laura Lehtonen

Date of Publication: 05/06/2019

Date of Revision: 01/02/2022

Expert Type	%	#
Other	38%	57
University professors	14%	22
Native language speakers	14%	22
Country experts	12%	18
Native lawyers	11%	17
Religious leaders	7%	10
Community leaders	4%	6
Total	100%	152



Discipline

The (15%, 20) who selected 'University professors' were asked to specify the disciplines of those professors. The most common response was 'Law' (27%, 9) followed by 'Other' (24%, 8), 'Linguistic' (18%, 6), Sociology (12%, 4) 'History' and 'Anthropology' (9%, 3) each, and 'Political Science' (3%, 1).

Sweden Data Summary

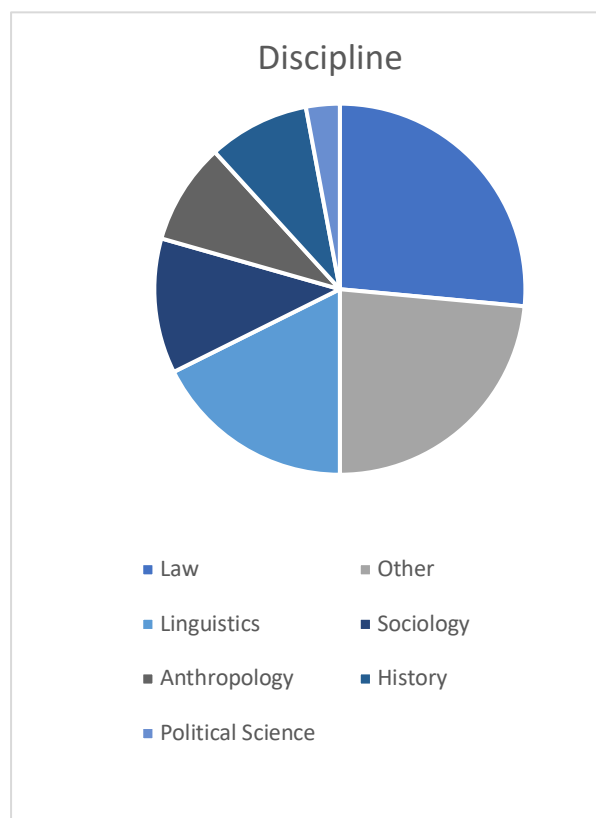
CULTURAL EXPERTISE IN EUROPE: WHAT IS IT USEFUL FOR? (EURO-EXPERT)

PI: LIVIA HOLDEN | Post-Doc: ANNA TSALAPATANIS | Data Collector: Laura Lehtonen

Date of Publication: 05/06/2019

Date of Revision: 01/02/2022

Discipline	%	#
Law	27%	9
Other	24%	8
Linguistics	18%	6
Sociology	12%	4
Anthropology	9%	3
History	9%	3
Political Science	3%	1
Total	100%	34



Modalities

Appointment of Experts

The most common factor influencing the decision to appoint experts was 'Client request' (20%, 54), followed by 'The law allows the appointment of experts' (17%, 48), 'Experts facilitate successful legal outcomes' (15%, 41), 'The court is keen to hear cultural arguments' (8%, 23), 'The reputation of the expert' (8%, 21), 'Time' (7%, 19), 'Cost' and 'The court/prosecutor/Home Office have already appointed their expert' (6%, 17) each and 'Other' (5%, 14), with all the remaining areas accounting for 4%.

Sweden Data Summary

CULTURAL EXPERTISE IN EUROPE: WHAT IS IT USEFUL FOR? (EURO-EXPERT)

PI: LIVIA HOLDEN | Post-Doc: ANNA TSALAPATANIS | Data Collector: Laura Lehtonen

Date of Publication: 05/06/2019

Date of Revision: 01/02/2022

How experts are selected	%	#
Client request	20%	54
The law allows	17%	48
Experts facilitate successful legal outcomes	15%	41
The court is keen to hear cultural arguments	8%	23
The reputation of the expert	8%	21
Time	7%	19
Cost	6%	17
The court/prosecutor/Home Office have already appointed their expert	6%	17
Other	5%	14
Expertise can also be used for an out of court settlement	4%	12
The court advise the appointment of the expert	4%	10
Total	100%	276



To the question of how they started their career most experts answered ‘Other’ (50%, 18) followed by ‘Contacted by a court’ (18%, 7), ‘Directly contacted by clients’ (14%, 5), ‘Referred by a colleague’, ‘Contacted by a lawyer’ and ‘Contacted by the ministry of justice’ (6%, 2) each.

Sweden Data Summary

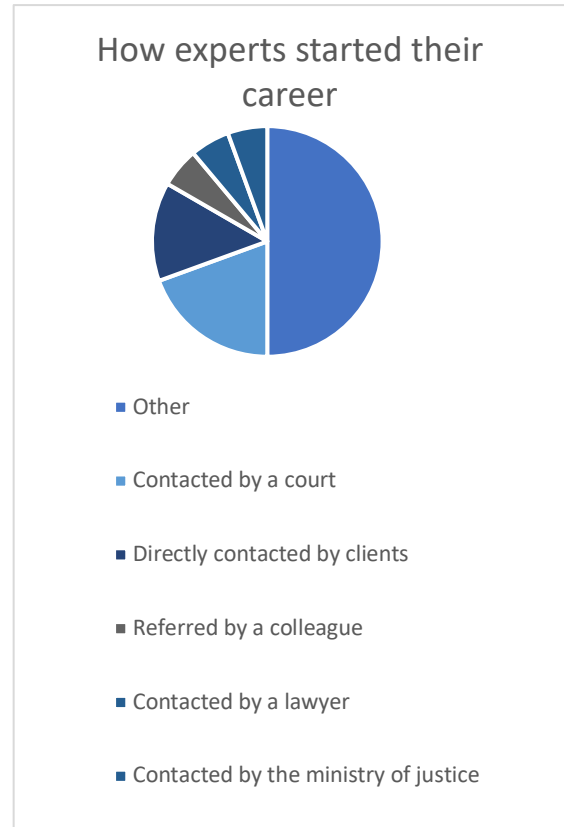
CULTURAL EXPERTISE IN EUROPE: WHAT IS IT USEFUL FOR? (EURO-EXPERT)

PI: LIVIA HOLDEN | Post-Doc: ANNA TSALAPATANIS | Data Collector: Laura Lehtonen

Date of Publication: 05/06/2019

Date of Revision: 01/02/2022

How experts started their career	%	#
Other	50%	18
Contacted by a court	18%	7
Contacted directly by clients	14%	5
Referred by a colleague	6%	2
Contacted by a lawyer	6%	2
Contacted by the ministry of justice	6%	2
Total	100%	36



Experts were most frequently ‘Instructed by lawyers as need arises’ (27%, 28), followed by ‘Instructed by courts’ (26%, 27), ‘Work as an expert for NGOs’ (16%, 17), ‘Contacted directly by clients’ (14%, 15), ‘Instructed by the ministry of the interior’ (9%, 9), and ‘Other’ (8%, 8).

Sweden Data Summary

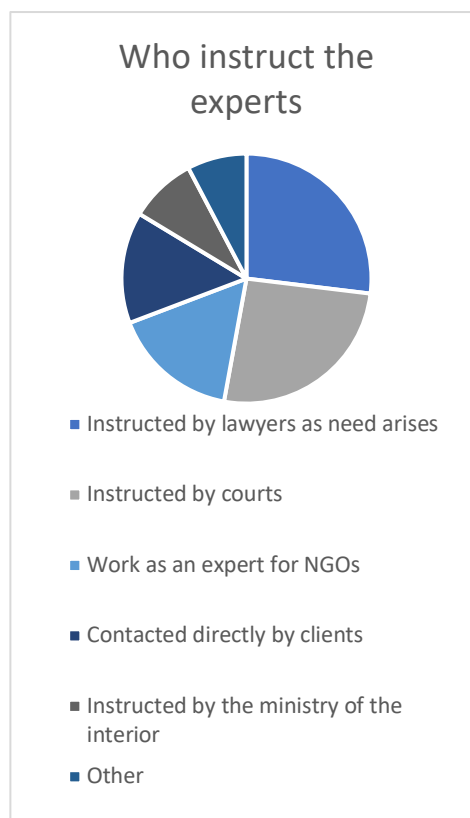
CULTURAL EXPERTISE IN EUROPE: WHAT IS IT USEFUL FOR? (EURO-EXPERT)

PI: LIVIA HOLDEN | Post-Doc: ANNA TSALAPATANIS | Data Collector: Laura Lehtonen

Date of Publication: 05/06/2019

Date of Revision: 01/02/2022

Who instructs the experts	%	#
Instructed by lawyers as need arises	27%	28
Instructed by courts	26%	27
Work as an expert for NGOs	16%	17
Contacted directly by clients	14%	15
Instructed by the ministry of the interior	9%	9
Other	8%	8
Total	100%	42



Cost of Cultural Expertise

Cultural expertise is most commonly financed by 'Courts' (35%, 63), followed by 'Clients' (24%, 42), 'Other' (15%, 26), 'Legal aid' (14%, 25), 'Philanthropists/ NGOs/Relatives/ Community' (8%, 15) and 'Ministry of interior' (4%, 7).

Sweden Data Summary

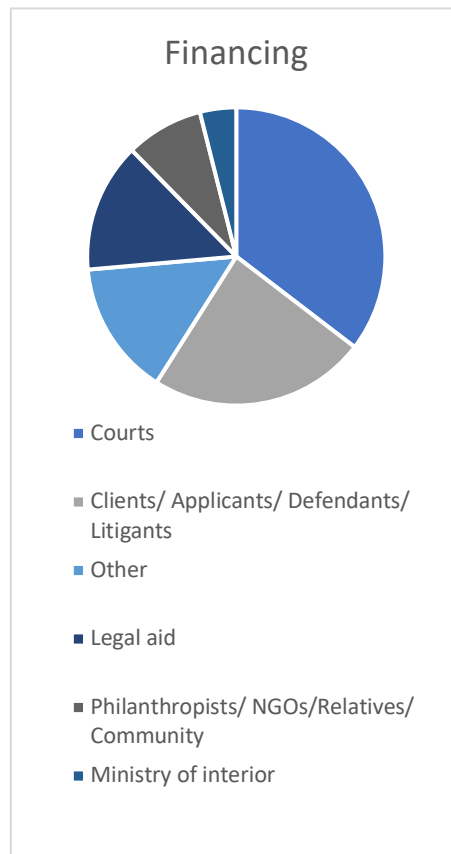
CULTURAL EXPERTISE IN EUROPE: WHAT IS IT USEFUL FOR? (EURO-EXPERT)

PI: LIVIA HOLDEN | Post-Doc: ANNA TSALAPATANIS | Data Collector: Laura Lehtonen

Date of Publication: 05/06/2019

Date of Revision: 01/02/2022

How are experts paid?	%	#
Courts	35%	63
Clients/ Applicants/ Defendants/ Litigants	24%	42
Other	15%	26
Legal aid	14%	25
Philanthropists/ NGOs/Relatives/ Community	8%	15
Ministry of interior	4%	7
Total	100%	178



Remuneration of cultural expertise

Over half of responses indicated that experts were paid at a 'Standard hourly rate' (69%, 27), followed by 'Other' (13%, 5), 'Set price per report' (10%, 4) and 'Voluntary basis' (8%, 3).

Sweden Data Summary

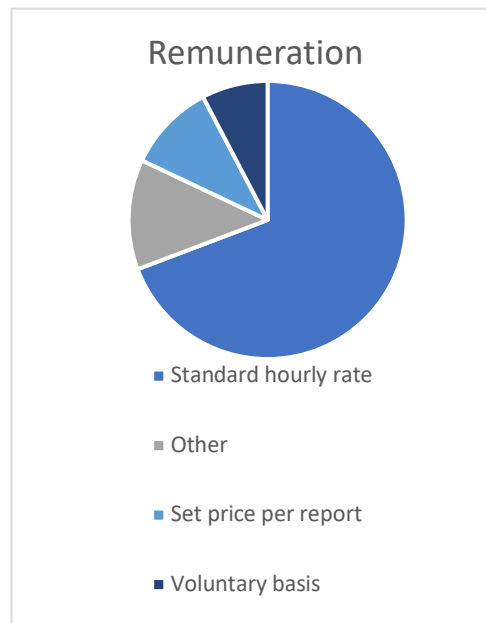
CULTURAL EXPERTISE IN EUROPE: WHAT IS IT USEFUL FOR? (EURO-EXPERT)

PI: LIVIA HOLDEN | Post-Doc: ANNA TSALAPATANIS | Data Collector: Laura Lehtonen

Date of Publication: 05/06/2019

Date of Revision: 01/02/2022

Remuneration of experts	%	#
Standard hourly rate	69%	27
Other	13%	5
Set price per report	10%	4
Voluntary basis	8%	3
Total	100%	39



Reuse of cultural expertise

The most frequent response to the question of the reuse of cultural expertise was 'Other' (33%, 33) followed by 'Reuse only within the same country/legal field' (25%, 25) 'Can only be reproduced in the same country/legal field' (24%, 24) and 'Cultural expertise is applicable in similar cases' (18%, 18).

Reuse of cultural expertise	%	#
Unique and not repeatable experience	24%	24
Reuse only within the same country/legal field	25%	25
Cultural expert witnessing is applicable to similar cases	18%	18
Other	33%	33
Total	100%	100



Sweden Data Summary

CULTURAL EXPERTISE IN EUROPE: WHAT IS IT USEFUL FOR? (EURO-EXPERT)

PI: LIVIA HOLDEN | Post-Doc: ANNA TSALAPATANIS | Data Collector: Laura Lehtonen

Date of Publication: 05/06/2019

Date of Revision: 01/02/2022

Impact

Components of Impact

The most common components of impact include ‘Reliable sources of contents’ (21%, 82), followed by ‘First-hand experience’ (14%, 56), then ‘Use of statistics’ (13%, 50), ‘Stringent conclusions’ (12%, 49), ‘Reputation of experts’ (11%, 45), ‘Quantitative assessment of risk’ (11%, 43), ‘Advocacy’ (6%, 22) and ‘Style’ (5%, 20), with all the remaining categories accounting for 4% or less.

Components of impact	%	#
Reliable sources of contents	21%	82
First-hand experience	14%	56
Use of statistics	13%	50
Stringent conclusions	12%	49
Reputation of the experts	11%	45
Quantitative assessment of risk	11%	43
Advocacy	6%	22
Style	5%	20
Remuneration of experts	4%	17
Other	3%	12
Total	100%	285



Usefulness

The most common response to the question regarding the usefulness of cultural expertise was ‘Slightly useful’ (43%, 45), followed by ‘Not at all useful’ (20%, 21), ‘Very useful’ (17%, 18), ‘Moderately useful’ (15%, 16) and ‘Extremely useful’ (5%, 5).

Sweden Data Summary

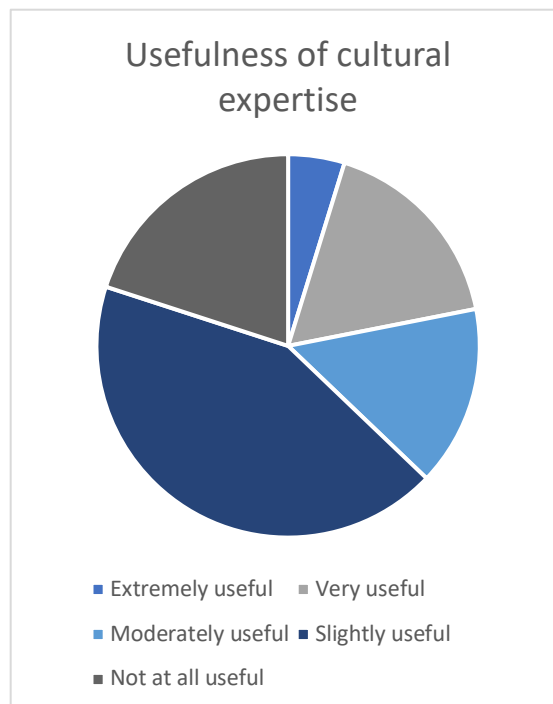
CULTURAL EXPERTISE IN EUROPE: WHAT IS IT USEFUL FOR? (EURO-EXPERT)

PI: LIVIA HOLDEN | Post-Doc: ANNA TSALAPATANIS | Data Collector: Laura Lehtonen

Date of Publication: 05/06/2019

Date of Revision: 01/02/2022

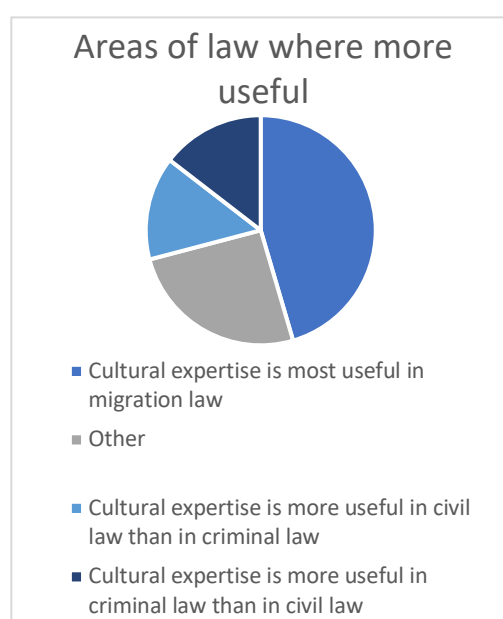
Usefulness of cultural expertise	%	#
Extremely useful	5%	5
Very useful	17%	18
Moderately useful	15%	16
Slightly useful	43%	45
Not at all useful	20%	21
Total	100%	105



Usefulness: fields

Cultural expertise is most useful in 'Migration law' (45%, 50), followed by 'Other' (25%, 28), 'More useful in civil law than criminal law' (15%, 16). 'More useful in criminal law rather than civil law' (15%, 16).

Areas of law where cultural expertise is more useful	%	#
Cultural expertise is most useful in migration law	45%	50
Other	25%	28
Cultural expertise is more useful in civil law than in criminal law	15%	16
Cultural expertise is more useful in criminal law than in civil law	15%	16
Total	100%	110



Sweden Data Summary

CULTURAL EXPERTISE IN EUROPE: WHAT IS IT USEFUL FOR? (EURO-EXPERT)

PI: LIVIA HOLDEN | Post-Doc: ANNA TSALAPATANIS | Data Collector: Laura Lehtonen

Date of Publication: 05/06/2019

Date of Revision: 01/02/2022

Competitiveness

Experts thought that their expertise was competitive because of their ‘Competence’ (46%, 25), followed by ‘Reputation’ (28%, 15), ‘Balance between competence and cost’ (19%, 10), ‘Convenient hourly quotes’ (6%, 3) and ‘Other’ (2%, 1).

Competitiveness	%	#
Competence	46%	25
Reputation	28%	15
Balance between competence and cost	19%	10
Convenient hourly quotes	6%	3
Other	2%	1
Total	100%	54



Reputation of Experts

The majority of experts said that they had been ‘Regularly instructed/ appointed as expert for many years’ (62%, 23), followed by ‘Other’ (30%, 11), and ‘Expert opinions have been successful’ (8%, 3).

Reputation of experts	%	#
Regularly instructed/appointed as an expert for many years	62%	23
Other	30%	11
Expert opinions have been successful	8%	3
Total	100%	37



Sweden Data Summary

CULTURAL EXPERTISE IN EUROPE: WHAT IS IT USEFUL FOR? (EURO-EXPERT)

PI: LIVIA HOLDEN | Post-Doc: ANNA TSALAPATANIS | Data Collector: Laura Lehtonen

Date of Publication: 05/06/2019

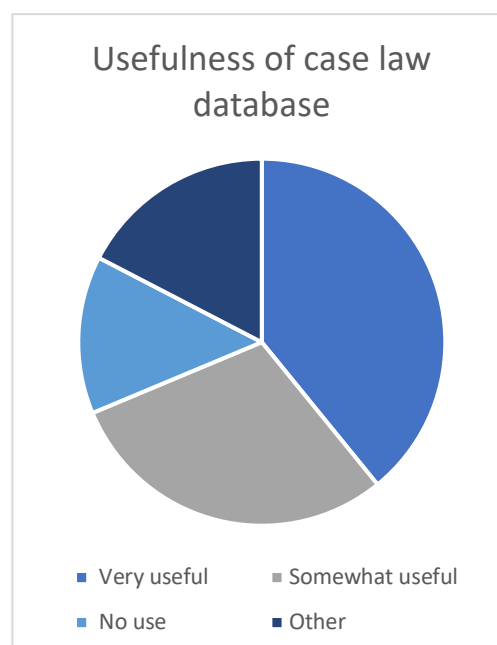
Date of Revision: 01/02/2022

Improved Access

Database

Regarding the question of the usefulness of a case law database, the most common response was that it would be 'Very useful' (39%, 45), followed by 'Somewhat useful' (30%, 34), of 'No use' (14%, 16). (17%, 20) choose 'Other'.

Usefulness of case law database	%	#
Very useful	39%	45
Somewhat useful	30%	34
No use	14%	16
Other	17%	20
Total	100%	115



Contribution to law database

Most respondents did wish to contribute to the establishment of a case law database (60%, 35), while (40%, 23) did not.

Sweden Data Summary

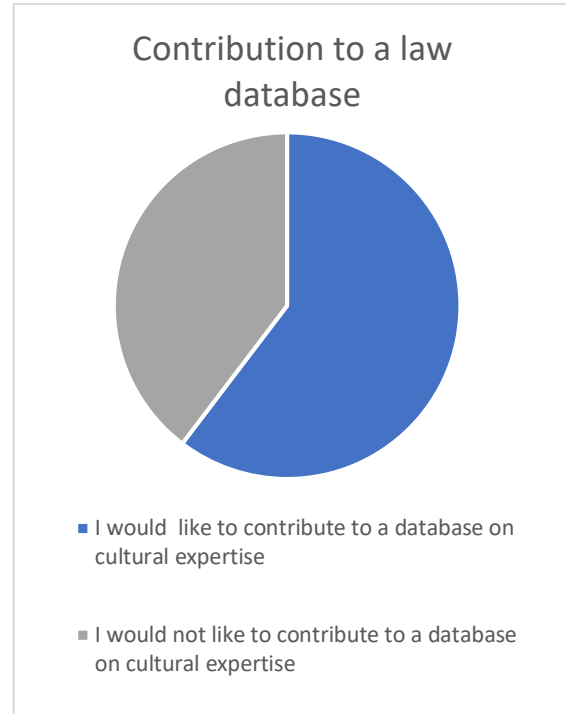
CULTURAL EXPERTISE IN EUROPE: WHAT IS IT USEFUL FOR? (EURO-EXPERT)

PI: LIVIA HOLDEN | Post-Doc: ANNA TSALAPATANIS | Data Collector: Laura Lehtonen

Date of Publication: 05/06/2019

Date of Revision: 01/02/2022

Contribution to a law database	%	#
I would not like to contribute to a database on cultural expertise	40%	23
I would like to contribute to a database on cultural expertise	60%	35
Total	100%	58



Capacity Building

The most common response to the question regarding the usefulness of a program teaching cultural expertise was 'Probably yes (30%, 36), followed by 'Definitely yes' (27%, 32), 'Might or might not' (25%, 30), 'Probably not' (10%, 12) and 'Definitely not' (8%, 10).

Sweden Data Summary

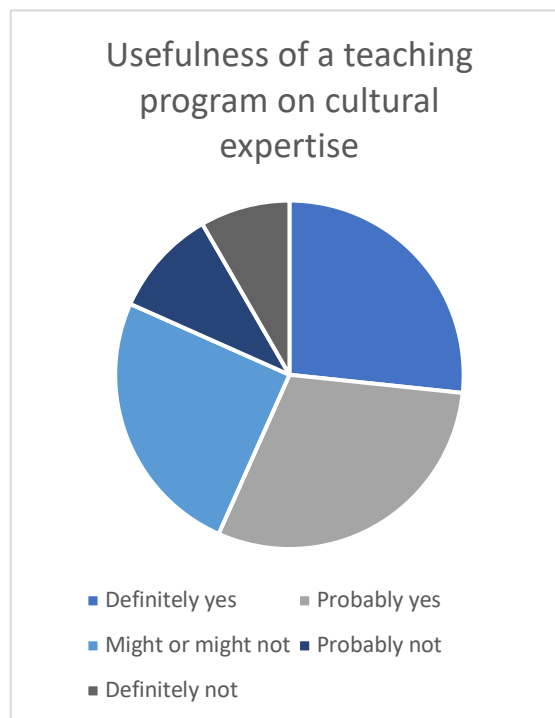
CULTURAL EXPERTISE IN EUROPE: WHAT IS IT USEFUL FOR? (EURO-EXPERT)

PI: LIVIA HOLDEN | Post-Doc: ANNA TSALAPATANIS | Data Collector: Laura Lehtonen

Date of Publication: 05/06/2019

Date of Revision: 01/02/2022

Usefulness of a teaching program on cultural expertise	%	#
Definitely yes	27%	32
Probably yes	30%	36
Might or might not	25%	30
Probably not	10%	12
Definitely not	8%	10
Total	100%	120



Organisations interested in a teaching program

With regards to the question on interest in the teaching program, the most common response was 'Interested in teaching cultural expertise themselves' (46%, 17), followed by 'Other' (32%, 12) and 'Know professional organisations that may be interested' (22%, 8).

Sweden Data Summary

CULTURAL EXPERTISE IN EUROPE: WHAT IS IT USEFUL FOR? (EURO-EXPERT)

PI: LIVIA HOLDEN | Post-Doc: ANNA TSALAPATANIS | Data Collector: Laura Lehtonen

Date of Publication: 05/06/2019

Date of Revision: 01/02/2022

Organisations interested in a teaching program	%	#
Know professional organisations interested in teaching	22%	8
Interested in teaching themselves	46%	17
Other	32%	12
Total	100%	37

