



HAL
open science

Inner southern magnetosphere observation of Mercury via SERENA ion sensors in BepiColombo mission

Stefano Orsini, A. Milillo, H. Lichtenegger, A. Varsani, S. Barabash, S. Livi,
E. de Angelis, T. Alberti, G. Laky, H. Nilsson, et al.

► **To cite this version:**

Stefano Orsini, A. Milillo, H. Lichtenegger, A. Varsani, S. Barabash, et al.. Inner southern magnetosphere observation of Mercury via SERENA ion sensors in BepiColombo mission. *Nature Communications*, 2022, 13, pp.7390. 10.1038/s41467-022-34988-x . hal-03851795v2

HAL Id: hal-03851795

<https://hal.science/hal-03851795v2>

Submitted on 20 Dec 2022

HAL is a multi-disciplinary open access archive for the deposit and dissemination of scientific research documents, whether they are published or not. The documents may come from teaching and research institutions in France or abroad, or from public or private research centers.

L'archive ouverte pluridisciplinaire **HAL**, est destinée au dépôt et à la diffusion de documents scientifiques de niveau recherche, publiés ou non, émanant des établissements d'enseignement et de recherche français ou étrangers, des laboratoires publics ou privés.



Distributed under a Creative Commons Attribution - NonCommercial 4.0 International License

Inner southern magnetosphere observation of Mercury via SERENA ion sensors in BepiColombo mission

Received: 24 March 2022

Accepted: 14 November 2022

Published online: 30 November 2022

 Check for updates

A list of authors and their affiliations appears at the end of the paper

Mercury's southern inner magnetosphere is an unexplored region as it was not observed by earlier space missions. In October 2021, BepiColombo mission has passed through this region during its first Mercury flyby. Here, we describe the observations of SERENA ion sensors nearby and inside Mercury's magnetosphere. An intermittent high-energy signal, possibly due to an interplanetary magnetic flux rope, has been observed downstream Mercury, together with low energy solar wind. Low energy ions, possibly due to satellite outgassing, were detected outside the magnetosphere. The dayside magnetopause and bow-shock crossing were much closer to the planet than expected, signature of a highly eroded magnetosphere. Different ion populations have been observed inside the magnetosphere, like low latitude boundary layer at magnetopause inbound and partial ring current at dawn close to the planet. These observations are important for understanding the weak magnetosphere behavior so close to the Sun, revealing details never reached before.

Planet Mercury was visited in the past by only two satellites: Mariner-10 (3 flybys in 1974 / 1975)¹, and 'Mercury Surface, Space Environment, Geochemistry, and Ranging' (MESSENGER), which orbited the planet from 2011 to 2015². Concerning environment, Mariner-10 discovered the existence of a weak internal dipolar magnetic field;³ MESSENGER allowed to quantify the magnetic dipole moment (190 nT R_M^3), offset northward by about 0.2 R_M ,⁴ and to depict a dynamic magnetosphere, strongly coupled with the solar wind conditions, and a high reconnection rate⁵. Anyway, none of the previous missions was able to fully explain the planet and environment peculiarities, so that many questions are still unsolved. The ESA-JAXA BepiColombo (BC) mission was launched in October 2018, having onboard a large set of instruments to better study the characteristics of this planet, so close to the Sun⁶. BC is composed by two elements: MPO (Mercury Planetary Orbiter, ESA), and Mio (Mercury Magnetospheric Orbiter, JAXA). After traveling in the interplanetary space for the first three years, BC passed by its target planet Mercury for the first time on 1st October 2021. The final orbital insertion of the two elements MPO and Mio will take place at the end of 2025: MPO will be inserted in a polar orbital path, at beginning between 480 and 1500 km; Mio will have a polar orbital path as well, at beginning between 590 and 11640 km. Before the beginning of the

nominal phase, it will perform six Mercury Flybys in total⁷. In the actual cruise configuration of the composite spacecraft, not all BC instruments can operate. In particular, the 'Search for Exospheric Refilling and Emitted Natural Abundances' (SERENA) suite of four units, devoted to the study of the ion and neutral particle populations around the planet⁸, has the possibility to perform scientific measurements during cruise via two units, 'Planetary Ion CAMera' (PICAM) and 'Miniaturized Ion Precipitation Analyzer' (MIPA), both devoted to the observation of positive ions coming from the solar wind as well as from the planet's environment. PICAM and MIPA have a 3D Field-of-View (FoV) $< 2\pi$, with the boresight pointing perpendicular to the Sun direction (see Supplementary Information for details). Both sensors are nominally able to detect the solar wind in their extreme lateral views: in this case, due to the sensitivity trend versus angle from the boresight, only PICAM is able to clearly detect the solar wind signal. Moreover, the two sensors together observe plasma regimes over a wide energy range, covering both solar wind and planetary ion populations, outside and inside Mercury's magnetosphere. Short technical feature descriptions of PICAM (Supplementary Fig. 1, Supplementary Table 1), and MIPA (Supplementary Fig. 2, Supplementary Table 2) are given in the Supplementary Information.

 e-mail: stefano.orsini@inaf.it

In the following, the timing of the observations along the BC trajectory near-by Mercury is described, and the PICAM and MIPA data are shown.

Here we show that the trajectory of the first Mercury flyby (MFB1) covers regions in the southern hemisphere at low altitudes not explored by previous missions. The collected data allow showing ion energy distributions at the bow shock and closer to Mercury in the southern hemisphere. Such preliminary raw data reveal very interesting solar wind features and magnetospheric plasma regimes, giving a clear evidence of the potentiality of BC instrumentation. MFB1 is a first relevant step versus a comprehensive understanding of the environment around Mercury.

Results

1. BepiColombo trajectory and region traversals.

The BC MFB1 occurred between the 1st and the 2nd of October 2021. The Mercury Solar Magnetospheric coordinated system (MSM) is centered on the planetary magnetic dipole with the X -axis positive in the solar direction and an offset northward along the MSM Z -axis by 480 km (about 0.2 R_M), parallel to the planetary rotation axis⁵. The Y -axis is positive opposite to the direction of Mercury's orbital velocity which completes the right-handed MSM system. The spacecraft approached the planet from the dusk flank, the magnetosheath and near magnetotail, and exited the magnetosphere in the dawn dayside, again crossing the magnetosheath (Fig. 1). The closest approach occurred on October 1st, at 23:34 UT at an altitude of 199 km and Z_{MSM} about $-0.7 R_M$ in the nightside. As shown in Fig. 2, PICAM operated during 4 distinct time periods and observed the solar wind ion flux (Panel a, insets 1 and 4), the inbound magnetosheath, and the inner magnetosphere (Panel a, insert 2), and the region upstream of the bow shock (Panel a, inset 3), while MIPA operated continuously from 22:35 UT to 23:56 UT, and observed the magnetosheath adjacent to the tail, the inner magnetosphere and the outbound magnetopause and bow shock (Panel b).

2. Solar wind observations.

The solar wind was not always visible to PICAM and MIPA during the cruise, depending on the FoV direction (the FoV edge being about 30° off the Sun direction). Nevertheless, while approaching Mercury, PICAM was able to see part of the solar wind distribution that appeared to be quite warm, dense, and at low energy (peaking at about 600 eV). Between 19:00 UT and 21:00 UT, at a distance of about $25 R_M$ from Mercury center, in the dusk side, the spacecraft rotated and the PICAM boresight moved from the $-Z_{MSM}$ direction, i.e., the southern hemisphere to $+Z_{MSM}$ in the northern hemisphere (see Fig. 3). In doing so, PICAM FoV passed through the $-Y_{MSM}$ direction (i.e., moving to the same direction as the planet moves pointing along the ecliptic plane toward the bow shock).

During this time-period, PICAM observed clear intermittent features (with a time scale of a few minutes) at high energies (above 1 keV, Fig. 4a). Actually, their appearance is clearly associated with PICAM's FoV pointing towards the bow shock, as opposed to the solar wind direction, but the possibility that these intermittent structures could be related to a source from the bow-shock⁹ is hardly applicable by considering that the vantage point is too far away from the bow shock itself. A combined analysis with magnetic field data from BC/MAG (MPO magnetometer) would be needed, to verify that these keV particles could be associated with the passage of an interplanetary magnetic flux rope with its axis oriented along the Y -axis. In this case, MAG should observe the typical signature of this structure, i.e., an increase of the average magnetic field magnitude (with respect to the main background field), a decrease of the variance of magnetic field fluctuations, and a smooth rotation of one of the field components. Such findings have a chance to be also validated by means of Solar Orbiter (SolO) magnetic field observations. In fact, SolO¹⁰ was located at a distance of 0.64 AU from the Sun (0.26 AU ahead BC) and the two spacecraft were reasonably radially aligned, longitudinally separated by less than 10° , and lying on the same side of the heliospheric current sheet. Details of the results of this analysis will be reported in a forthcoming paper, as soon as the MAG data will be confirmed and officially validated. The actual effect over

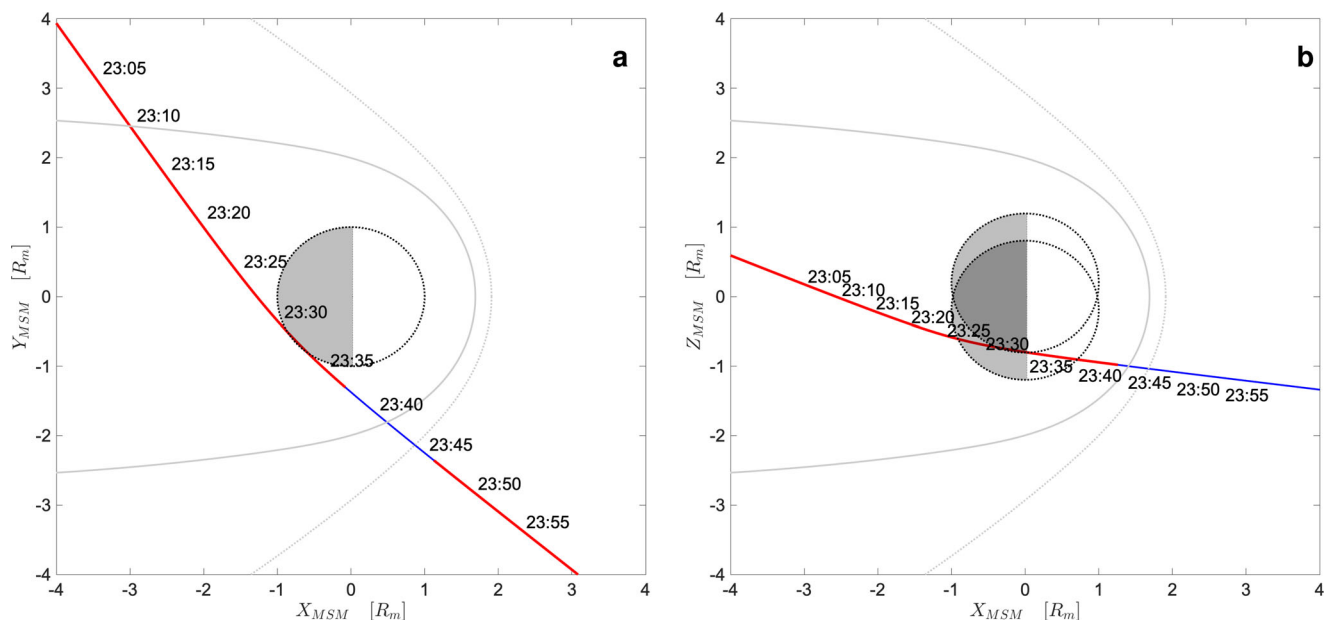


Fig. 1 | Trajectory of BepiColombo during MFB1. The trajectory of BepiColombo during the interval of interest, **a** in the X_{MSM} - Y_{MSM} plane, **b** in the X_{MSM} - Z_{MSM} plane. The solid gray line represents the magnetopause surface, while the dashed gray line

correspond to the bow shock surface. Red lines correspond to the operational time of PICAM and MIPA sensors. Time labels are shown progressively along the trajectory. BC position data are given in the Source Data file.

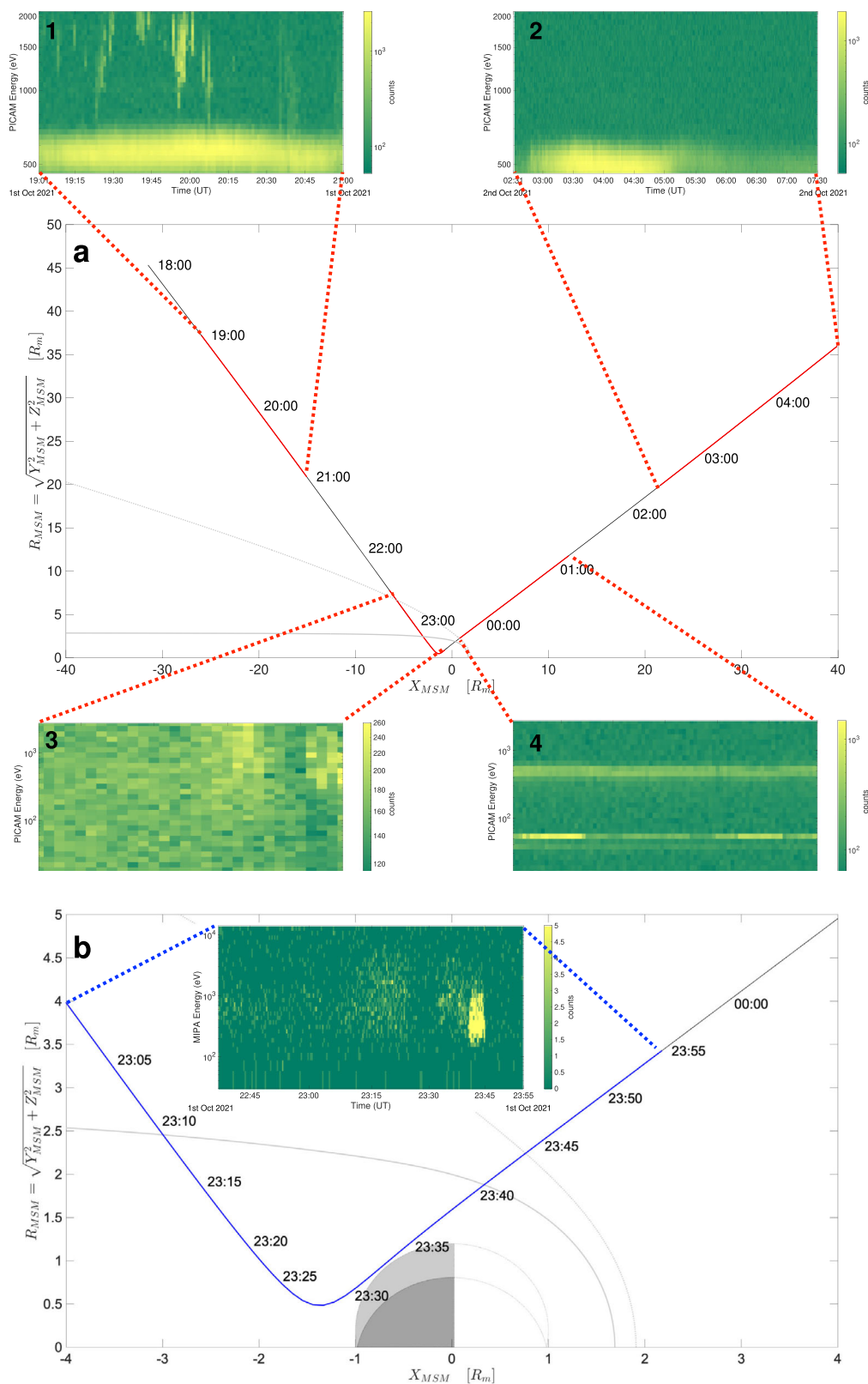


Fig. 2 | Trajectory of BepiColombo and SERENA observations during MFB1. The trajectory of BepiColombo during the interval of interest in the X_{MSM} - R_{MSM} plane. **a** PICAM observations, **b** MIPA observations. The solid gray line represents the magnetopause surface, while the dashed gray line corresponds to the bow shock surface^{25,26}. Red lines in **a** correspond to the operational time of PICAM, blue line in **b** corresponds to MIPA operation time. Time labels are shown progressively along the trajectory. Insets 1–4 in **a** show PICAM spectrograms for each specific time window, while the inset in **b** displays MIPA spectrograms. Color bars report ion counts in each specific time interval. BC position data are given in the Source Datas file.

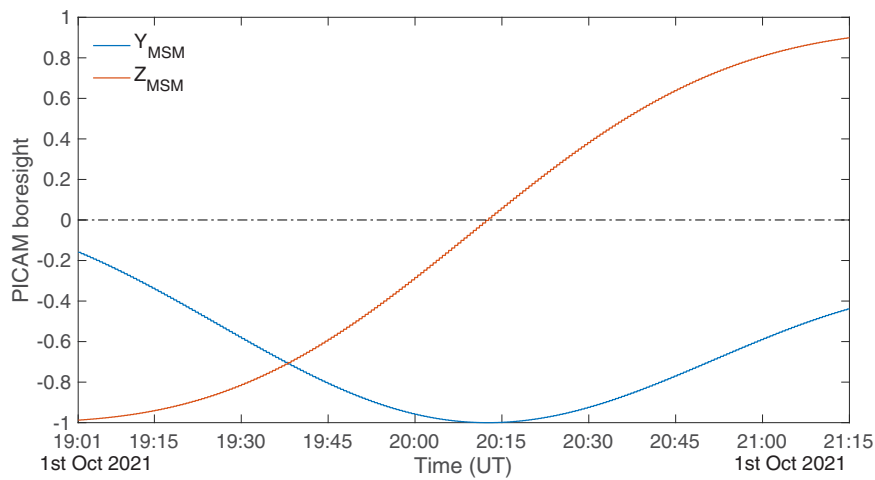


Fig. 3 | PICAM boresight components along YMSM and ZMSM versus UT during MFBI. The Y_{MSM} and Z_{MSM} components of the PICAM boresight are plotted versus UT for the time interval from 19:00 UT to 21:15 UT of the 1st of October, 2021. The

blue line refers to the Y_{MSM} component, while the red line refers to the Z_{MSM} component. The horizontal dashed-dotted black line identifies the zero.

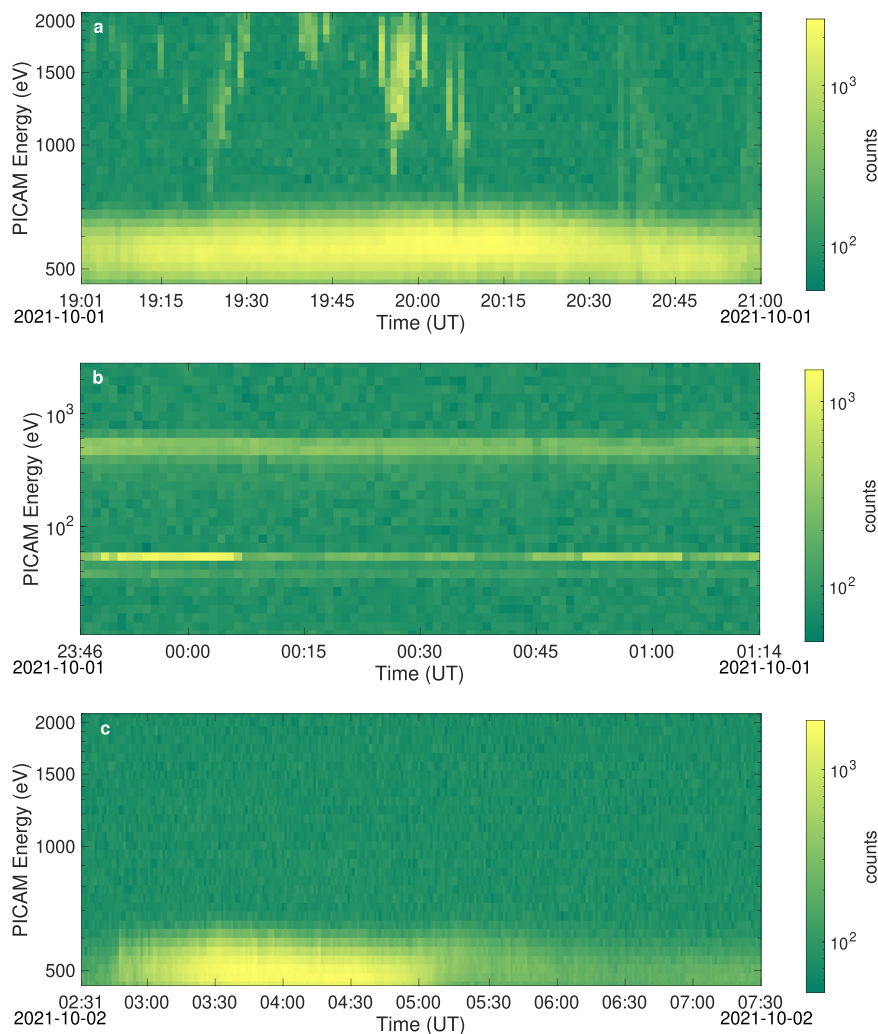


Fig. 4 | MFBI PICAM spectrograms outside Mercury's magnetosphere. The spectrograms obtained by PICAM observations during the different time intervals: **a** from 19:01 UT to 21:00 UT on the 1st of October, 2021, **b** from 23:46 UT on the 1st

of October, 2021, to 01:14 UT on the 2nd of October, 2021, **c** from 02:31 UT to 07:30 UT on the 2nd of October, 2021. Color bars report ion counts in each specific time interval.

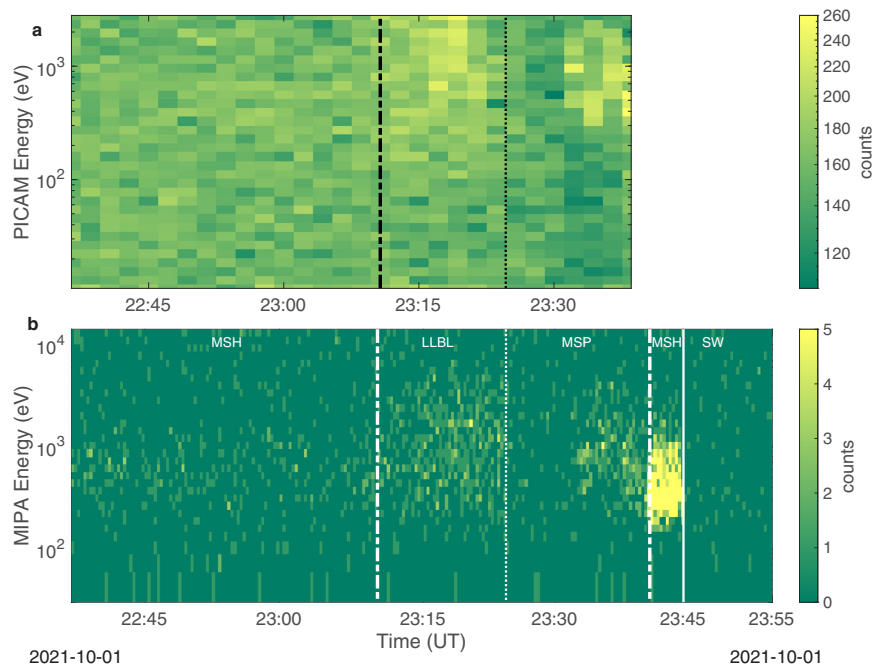


Fig. 5 | MFB1 PICAM and MIPA spectrograms inside Mercury's magnetosphere. The spectrograms obtained by **a** PICAM observations and **b** MIPA measurements in the inner magnetosphere of Mercury. The dashed-dotted lines refer to the expected inbound and outbound magnetopause crossings, the dotted lines refer to the observed transition from low latitude boundary layer to the magnetospheric dusk

lobe, while the solid line in **b** marks the bow shock crossing. Labels refer to the different regions crossed by the spacecraft, specifically: magnetosheath (MSH), low latitude boundary layer (LLBL), inner magnetosphere (MSP), and solar wind (SW). Color bars report ion counts in each specific time interval.

the Mercury environment would have been the subject of an interesting study, but unfortunately the solar wind structure vanished well before the flyby, and any possible internal effect was not observed. It likely produces enhanced flux transfer events and magnetic reconnection sites, together with small substorm-like activity in the nightside of the Hermean magnetosphere. However, as we will show in the next section the Mercury's magnetosphere was in quiet conditions, thus suggesting that it reconfigured after the passage of the flux rope. Such kind of events will be further investigated during the nominal mission (after satellite orbital insertions, in late 2025), when Mio will observe the solar wind conditions and simultaneously MPO will record any internal reaction. The solar wind observed upstream, on the dawn side of Mercury (Fig. 4c), shows a similar average energy, but appears to be more variable with a sharp drop in intensity after 5 UT, indicating an unstable condition. Just behind Mercury's bow shock, PICAM performed ion observations within an extended energy range, including lower energies. The solar wind energy was somewhat low, corresponding to about 550 eV (Fig. 4b). Two signals at even lower energies (the bands at 38 eV and 60 eV) were clearly observed, with a variable density on time scales of 30 min, with sunward and anti-sunward directions, respectively. Further investigation is needed by cumulating more events statistically significant with different environmental conditions and satellite orientations, in order to clarify whether this signal is originating from Mercury's interaction with the solar wind, or alternatively it is induced by spacecraft outgassing¹¹. The Mass Spectrum Analyzer (MSA), a unit of the MPPE (Mercury Plasma Particle Experiment) consortium onboard BC-Mio, confirms the existence of a distinct double-band feature at low energies and that O⁺ is the dominant ion species. The simultaneous observation by two separate BC instruments of such a low-energy signal excludes the possibility that it could come from instrumental effects. The persistent presence of outgassing material around spacecraft was

discovered several years ago in the surrounding of Rosetta spacecraft¹². In that case, a neutral gas cloud was actually discovered and the reason why such outgassing material was staying around the spacecraft is still not clearly understood. The possibility that the low-energy ion observations by BC could actually be determined by ionization and acceleration processes occurring on such a neutral gas cloud needs more investigations, so that several cruise campaigns have been planned to see when and in which conditions such a phenomenon is actually observed. Outbound from Mercury, the about 550 eV slow solar wind is again observed when BC returned to cross the bow shock.

3. Magnetosheath and inner magnetosphere observations.

The inbound bow shock crossing occurred before MIPA and PICAM were turned ON (after the wheel off-loading -WOL- operations). As shown in Fig. 5 (panel b), immediately after switch-on at 22:35 UT MIPA observed a weak signal at 800 eV–1 keV, corresponding to relatively hot magnetosheath population just barely observable within the MIPA FoV perpendicular to the Sun direction. As the spacecraft was moving upstream and closer to the planet, the ion temperature increased and a larger fraction of the distribution function was observed by both PICAM and MIPA (panels a and b). In fact, between about 23:10 UT and about 23:25 UT a signature of ion population was clearly observed by both PICAM and MIPA sensors as a wide distribution centered at about 1 keV. This population can be identified as low latitude boundary layer (LLBL)¹³ similarly of what has been observed in the Earth magnetosphere¹⁴, marking the transition between magnetosheath and magnetosphere. Just after this high density and hot signal at around 23:25 UT, the ion density decreased abruptly, possibly indicating that BC was inside the magnetosphere. At about 23:35 UT, the PICAM and MIPA ion intensity increased again (likely corresponding to the crossing of the plasma sheet), and simultaneously the PICAM background noise decreased significantly. This PICAM background noise decrease was observed also during the second Venus fly-

by and it was interpreted as the shielding of galactic cosmic rays induced by the planet. Approaching the planet, where BC moved northward through the dawn flank plasma sheet, both PICAM and MIPA observed ions at energies between 300 eV and 2000 eV, just before the outbound magnetopause crossing occurred around 23:40 UT. Inside the magnetosphere, the only ion species clearly identified by PICAM is ionized hydrogen: further investigations are needed to identify possible presence of planetary ions in the data. This ion population could be the solar wind entered into the dayside magnetosphere and drifting clockwise around the planet viewed from the north rotational pole, i.e., ion grad B or curvature drift directions as with Earth's ring current (e.g. ref. 15) and seen at higher altitudes by MESSENGER^{18,19}. Approaching the dayside magnetopause at dawn, MIPA observed an increase in plasma ion densities and a decrease in the energy. This clear signature of dayside magnetosheath was registered only by MIPA between 23:40 UT and 23:45 UT (Fig. 5, panel b), while PICAM was switching its operation mode between 23:38 and 23:46 UT. In this observation, the magnetopause and bow shock crossings were registered at distances of $1.5 R_M$ and $4 R_M$, respectively, which is closer to the planet with respect to the average MESSENGER positions for these boundaries (Fig. 2). The predicted crossing times for the bow shock and for the outbound magnetopause are about one to two minutes (note that the MIPA time resolution is 22 s) after the MFB1 observations by SERENA ion sensors.

Discussion

In the present paper we report on the observation of the ion distributions in the environment of planet Mercury, at energies up to 15 keV, as detected by the sensors SERENA-PICAM and -MIPA, during the BC MFB1, on 1st October 2021. The data presented are ion observations in the southern hemisphere of the planet, down to an altitude of about 200 km, the closest approach during MFB1. The solar wind observed by SERENA before and after the magnetospheric crossing reveals the presence of a quite low-energy solar wind of about 500–600 eV. Moreover, we report the observation of intermittent events of high-energy solar wind pulses at about 1500 eV, which were observed during the inbound phase, far outside the bow shock, possibly due to the passage of an interplanetary flux rope. In addition, the outbound observation of the solar wind after the bow shock crossing revealed the presence of two beam-like signals at about 60 eV. This low-energy ion signal (which could be associated with satellite outgassing) is present in PICAM observations only outside the Mercury's Magnetosphere, and well separated from the higher energy solar wind signal. Hence, there is no indication that the observation of planetary plasma by PICAM could be affected by this phenomenon. Both the energetic spikes and the low-energy signals will be investigated in dedicated studies. Inside of Mercury's nightside magnetosphere, protons with energies of one to several keV are observed at low altitudes in the region where a weak ring current composed of drifting ions and electrons has been hypothesized^{15,16}. These initial BC PICAM and MIPA data provide evidence for ring current-like distribution plasma around Mercury, as tentatively reported by MESSENGER data¹⁷, and reviews^{18,19}. Further, the MIPA observations revealed a strong increase in plasma ion densities near the dawn magnetopause, slightly upstream of the terminator plane. Such increases in plasma beta (ratio of plasma thermal energy to magnetic energy) on the dawn side of Mercury's magnetosphere were also observed by MESSENGER during their flybys^{20,21}. These new PICAM and MIPA observations appear to confirm the presence of this unexpected dayside magnetospheric asymmetry, tentatively reported by MESSENGER. Further analysis of the PICAM and MIPA measurements may lead the identification of its formation mechanism that is still eluded in the analyses of magnetosphere observations, e.g. double magnetopause²², sunward transport of plasma sheet plasma²³ or a solar wind-driven low

latitude boundary layer¹³. To summarize, SERENA ion sensors PICAM and MIPA detected various plasma regimes inside Mercury's magnetosphere, possibly allowing the identification of specific ion species and plasma populations, typical of plasma sheet, magnetosheath and magnetopause, up to the bow-shock crossing during the outbound phase. The relevance of these measurements emphasize the importance of the SERENA positive ion sensors. Once their data will be analyzed together with the MAG instrument magnetic field data and other instruments on board Mio and MPO, they will reveal important insight into many unknown aspects of a magnetosphere deep inside the inner heliosphere, like the case of Mercury. The observed plasma regions and features will be investigated in more detail by using new observations from the forthcoming five new Mercury flybys and the nominal phases in Mercury's orbit starting in 2026²⁴.

Data availability

The data referring to BC trajectory in Fig. 1, Fig. 2, and Fig. 3 are provided in the Source Data file. The SERENA raw data shown in Fig. 2, Fig. 4 and Fig. 5 are still in the proprietary period, due to BepiColombo data privacy regulations and cannot be distributed. Presently, these data may be only accessed via authorization in the SERENA team archive upon reasonable request to the SERENA team (PI, Stefano Orsini, stefano.orsini@inaf.it; or PI Deputy, Anna Milillo, anna.milillo@inaf.it). The data are expected to be available in the ESA PSA archive (<https://archives.esac.esa.int/psa/#!Home%20View>) before end of 2024. Source data are provided with this paper.

Code availability

The codes related to the BC trajectory and to the SERENA raw data shown in Fig. 1, Fig. 2, Fig. 3, Fig. 4 and Fig. 5 are still in the proprietary period, due to BepiColombo data privacy regulations and cannot be distributed. Presently, these codes may be only accessed via authorization in the SERENA team archive upon reasonable request to the SERENA team (PI, Stefano Orsini, stefano.orsini@inaf.it; or PI Deputy, Anna Milillo, anna.milillo@inaf.it). The codes are expected to be available in the ESA PSA archive (<https://archives.esac.esa.int/psa/#!Home%20View>) before end of 2024.

References

1. Strom, R. G. & Sprague A. L. *Exploring Mercury: The Iron Planet* (Springer, New York, 2003).
2. Solomon, E. C., McNutt, R. L. Jr, Gold, R. E. & Domingue, D. L. MESSENGER mission overview. *Space Sci. Rev.* **131**, 3–39 (2007).
3. Ness, N. F., Behannon, K. W., Lepping, R. P., and Whang, Y. C. Magnetic field of mercury confirmed. *Nature* **255**, 204 (1975)
4. Anderson, B. J. et al. The global magnetic field of Mercury from messenger orbital observations. *Science* **333**, 1859–1862 (2011).
5. Slavin, J. A., Imber, S. M., Raines, J. M., Dungey, A. in *Space Physics and Astronomy Collection Volume 2: Magnetospheres in the Solar System* (eds Paxtron, L. J. et al.) Ch. 34 (Wiley, 2021)
6. Benkhoff, J. et al. 'BepiColombo-mission overview and science goals'. *Space Sci. Rev.* **217**, 90 (2021).
7. Mangano et al. 'BepiColombo science investigations during Cruise and Flybys at the Earth, Venus and Mercury'. *Space Sci. Rev.* **217**, 23 (2021).
8. Orsini, S. et al. 'SERENA: Particle instrument suite for determining the sun-mercury interaction from BepiColombo'. *Space Sci. Rev.* **217**, 11 (2021).
9. Jarvinen, R. et al. 'Ultra-low frequency waves in the ion foreshock of Mercury: a global hybrid modeling study'. *Mon Notices Royal Astron. Soc.* <https://doi.org/10.1093/mnras/stz3257> (2020).
10. Müller, D. et al. The solar orbiter mission. *Sci. Overview* <https://doi.org/10.1051/0004-6361/202038467> (2020)

11. Graf, S. et al. 'Sources for high pressure and contamination at the payload location'. *J. Spacecr. Rockets* **45**, 57 (2008).
 12. Schläppi, B. et al. 'Influence of spacecraft outgassing on the exploration of tenuous atmospheres with in situ mass spectrometry'. *J. Geophys. Res.* **115**, A12313 (2010).
 13. Anderson, B. J. et al. 'The dayside magnetospheric boundary layer at Mercury. Planet'. *Space Sci. Rev.* **59**, 2037–2050 (2011).
 14. Eastman, T. E. et al. The magnetospheric boundary layer: site of plasma momentum and energy transfer from the magnetosheath into the magnetosphere. *Geophys. Res. Lett.* **3**, 685021 (1976).
 15. Mura, A. et al. 'Neutral atom imaging at Mercury'. *PSS* **54**, 144–152 (2006).
 16. Schriver, D. et al. 'Quasi-trapped ion and electron populations at Mercury'. *Geophys. Res. Lett.* **38**, L23103 (2011).
 17. Zhao, J. T. et al. Observational evidence of ring current in the magnetosphere of Mercury. *Nat. Commun.* **13**, 924 (2022).
 18. Raines, J. M. et al. 'Plasma sources in planetary magnetospheres: mercury'. *Space Sci. Rev.* **192**, 91–144 (2015).
 19. Slavin, J. A. et al.: in 'Mercury's Dynamic Magnetosphere'. *Mercury: The View After MESSENGER* (eds Solomon, S. C., Nittler, L. R. & Anderson, B. J.), Ch. 17 (Cambridge Univ. Press, 2018).
 20. Raines, J. M. et al. 'Distribution and compositional variations of plasma ions in Mercury's space environment: the first three Mercury years of MESSENGER observations'. *J. Geophys. Res.* **118**, 1604–1619 (2013).
 21. Slavin, J. A. et al. 'Mercury's magnetosphere after MESSENGER's first Flyby'. *Science* **321**, 85–89 (2008).
 22. Muller, J. et al. 'Origin of Mercury's double magnetopause: 3D hybrid simulation with A.I.K.E.F.'. *Icarus* **218**, 666–687 (2012).
 23. Shi, Z. et al. An eastward current encircling Mercury. *Geophys. Res. Lett.* **49**, e2022GL098415 (2022).
 24. Milillo A. et al. 'Investigating Mercury's environment with the two-spacecraft BepiColombo mission'. *Space Sci. Rev.* <https://doi.org/10.1007/s11214-020-00712-8> (2020).
 25. Winslow, R. et al. 'Mercury's magnetopause and bow shock from MESSENGER Magnetometer observations'. *J. Geophys. Res.* **118**, 2213–2227 (2013).
 26. Slavin, J. A. et al. 'MESSENGER observations of magnetic reconnection in mercury's magnetosphere'. *Science* **324**, 606 (2009).
- (G.L.), H. Nilsson (H.N.), M. Phillips (M.P.), A. Aronica (A.A.), E. Kallio (E.K.), P. Wurz (P.W.), T. Alberti (T.A.), A. Olivieri (A.O.), C. Plainaki (C.P.), J. A. Slavin (J.A.S.), I. Dandouras (I.D.), J. M. Raines (J.M.R.), J. Benkhoff (J.Be.), J. Zender (J.Z.), J.-J. Berthelier (J.-J.B.), M. Dosa (M.Do.), G. C. Ho (G.C.H.), R. M. Killen (R.M.K.), S. McKenna-Lawlor (S.M.-L.), K. Torkar (K.T.), O. Vaisberg (O.V.), F. Allegrini (F.A.), I. A. Daglis (I.A.D.), C. Dong (C.D.), C. P. Escoubet (C.P.E.), S. Fatemi (S.F.), M. Fränz (M.F.), S. Ivanovski (S.I.), H. Lammer (H.La.), François Leblanc (Fra.L.), V. Mangano (V.M.), A. Mura (A.Mu.), R. Rispoli (R.R.), M. Sarantos (M.S.), H. T. Smith (H.T.S.), M. Wieser (M.W.), F. Camozzi (F.C.), A. M. Di Lellis (A.M.D.L.), G. Fremuth (G.F.), F. Giner (F.G.), R. Gurnee (R.G.), J. Hayes (J.H.), H. Jeszenszky (H.J.), B. Trantham (B.T.), J. Balaz (J.Ba.), W. Baumjohann (W.B.), M. Cantatore (M.C.), D. Delcourt (D.D.), M. Delva (M.Del.), M. Desai (M.Des.), H. Fischer (H.F.), A. Galli (A.G.), M. Grande (M.G.), M. Holmström (M.H.), I. Horvath (I.H.), K.C. Hsieh (K.C.H.), R. Jarvinen (R.J.), R. E. Johnson (R.E.J.), A. Kazakov (A.K.), K. Kecskemety (K.K.), H. Krüger (H.K.), C. Kürbisch (C.K.), Frederic Leblanc (Fre.L.), M. Leichtfried (M.L.), E. Mangraviti (E.M.), S. Massetti (S.M.), D. Moissenko (D.M.), M. Moroni (M.M.), R. Noschese (R.N.), F. Nuccilli (F.N.), N. Paschalidis (N.P.), J. Ryno (J.R.), K. Seki (K.Se.), A. Shestakov (A.S.), S. Shuvalov (S.Sh.), R. Sordini (R.S.), F. Stenbeck (F.S.), J. Svensson (J.S.), S. Szalai (S.Sz.), K. Szego (K.Sz.), D. Toublanc (D.T.), N. Vertolli (N.V.), R. Wallner (R.W.), A. Vorbürger (A.Vo.). Conceptualization: S.O., A.Mi., H.Li., A.Va., S.B., S.L.; methodology: S.O., A.Mi., H.Li., A.Va., S.B., S.L., A.A.; investigation: S.O., A.Mi., A.Vo., S.B., E.D.A., G.L., H.N., E.K., P.W., T.A., J.A.S., J.M.R., I.D.; visualization: S.O., A.Mi., A.Va., S.B., E.D.A., E.K., J.A.S., A.A.; funding acquisition: A.O., S.O., A.Mi., H.Li., A.Va., S.B., S.L.; project administration: A.O., S.O., A.Mi., H.Li., A.Va., S.B., S.L.; supervision: S.O.; writing original draft: S.O., A.Mi., H.Li., A.Va., S.B., S.L., E.D.A., G.L., H.N., M.P., A.A., E.K., P.W., T.A., A.O., C.P., J.A.S., I.D., J.M.R.; writing review and editing: S.O., A.Mi., H.Li., A.Va., S.B., S.L., E.D.A., G.L., H.N., M.P., A.A., E.K., P.W., T.A., A.O., C.P., J.A.S., I.D., J.M.R., J.Be., J.Z., J.-J.B., M.Do., J.H., R.M.K., S.M.-L., K.T., O.V., F.A., I.A.D., C.D., C.P.E., S.F., M.F., S.I., H.La., Fra.L., V.M., A.Mu., R.R., M.S., H.T.S., M.W., F.C., A.M.D.L., G.F., F.G., R.G., J.H., H.J., B.T., J.Ba., W.B., M.C., D.D., M.Del., M.Des., H.F., A.G., M.G., M.H., I.H., K.C.H., R.J., R.E.J., A.K., K.K., H.K., C.K., Fre.L., M.L., E.M., S.M., D.M., M.M., R.N., F.N., N.P., J.R., K.Se., A.S., S.Sh., R.S., F.S., J.S., S.Sz., K.Sz., D.T., N.V., R.W., A.Vo.

Competing interests

The authors declare no competing interests.

Additional information

Supplementary information The online version contains supplementary material available at <https://doi.org/10.1038/s41467-022-34988-x>.

Correspondence and requests for materials should be addressed to S. Orsini.

Peer review information *Nature Communications* thanks David Schriver, and the other, anonymous, reviewers for their contribution to the peer review of this work.

Reprints and permissions information is available at <http://www.nature.com/reprints>

Publisher's note Springer Nature remains neutral with regard to jurisdictional claims in published maps and institutional affiliations.

Acknowledgements

SERENA general management, System Control Unit (SCU) and Emitted Low Energy Neutral Atoms (ELENA) unit are funded by the Italian Space Agency (ASI) and by the Italian National Institute of Astrophysics (INAF), agreement n. 2018-8-HH.O. SERENA ground-based activity is also funded by the Expert support to SERENA Science Operations (EXPRO), ESA Contract Nr. C4000119196/16/ES/JD. Strofio unit is funded by NASA, through Marshall Space Flight Center under the Discovery Program Office. PICAM is funded mostly by the Austrian Space Applications Programme (ASAP) of the Austrian Research Promotion Agency (FFG), and partially by the Programme de Développement d'Expériences (PRODEX), and by the French Space Agency (CNES). MIPA is funded by the Swedish National Space Agency. Strofio and MIPA, as well as the general SERENA suite ground testing activities, have been also supported by the University of Bern, Switzerland.

Author contributions

S. Orsini (S.O.), A. Milillo (A.Mi.), H. Lichtenegger (H.Li.), A. Varsani (A.Va.), S. Barabash (S.B.), S. Livi (S.L.), E. De Angelis (E.D.A.), G. Laky

Open Access This article is licensed under a Creative Commons Attribution 4.0 International License, which permits use, sharing, adaptation, distribution and reproduction in any medium or format, as long as you give appropriate credit to the original author(s) and the source, provide a link to the Creative Commons license, and indicate if changes were made. The images or other third party material in this article are included in the article's Creative Commons license, unless indicated otherwise in a credit line to the material. If material is not included in the article's Creative Commons license and your intended use is not permitted by statutory regulation or exceeds the permitted use, you will need to obtain permission directly from the copyright holder. To view a copy of this license, visit <http://creativecommons.org/licenses/by/4.0/>.

© The Author(s) 2022

S. Orsini¹ ✉, **A. Milillo**¹, **H. Lichtenegger**², **A. Varsani**², **S. Barabash**³, **S. Livi**^{4,5}, **E. De Angelis**¹, **T. Alberti**¹, **G. Laky**², **H. Nilsson**³, **M. Phillips**⁴, **A. Aronica**¹, **E. Kallio**⁶, **P. Wurz**⁷, **A. Olivieri**⁸, **C. Plainaki**⁸, **J. A. Slavin**⁵, **I. Dandouras**⁹, **J. M. Raines**⁵, **J. Benkhoff**¹⁰, **J. Zender**¹⁰, **J.-J. Berthelier**¹¹, **M. Dosa**¹², **G. C. Ho**¹³, **R. M. Killen**¹⁴, **S. McKenna-Lawlor**¹⁵, **K. Torkar**², **O. Vaisberg**¹⁶, **F. Allegrini**^{4,17}, **I. A. Daglis**^{18,19}, **C. Dong**²⁰, **C. P. Escoubet**¹⁰, **S. Fatemi**²¹, **M. Fränz**²², **S. Ivanovski**²³, **N. Krupp**²², **H. Lammer**², **François Leblanc**¹¹, **V. Mangano**¹, **A. Mura**¹, **R. Rispoli**¹, **M. Sarantos**¹⁴, **H. T. Smith**¹³, **M. Wieser**³, **F. Camozzi**²⁴, **A. M. Di Lellis**²⁵, **G. Fremuth**², **F. Giner**², **R. Gurnee**²⁶, **J. Hayes**¹³, **H. Jeszenszky**², **B. Trantham**², **J. Balaz**²⁷, **W. Baumjohann**², **M. Cantatore**²⁴, **D. Delcourt**²⁸, **M. Delva**², **M. Desai**⁴, **H. Fischer**²², **A. Galli**⁷, **M. Grande**²⁹, **M. Holmström**³, **I. Horvath**¹², **K. C. Hsieh**³⁰, **R. Jarvinen**^{6,31}, **R. E. Johnson**³², **A. Kazakov**¹, **K. Kecskemety**¹², **H. Krüger**²², **C. Kürbisch**², **Frederic Leblanc**³³, **M. Leichtfried**², **E. Mangraviti**²³, **S. Massetti**¹, **D. Moissenko**¹⁶, **M. Moroni**¹, **R. Noschese**¹, **F. Nuccilli**¹, **N. Paschalidis**¹⁴, **J. Ryno**³¹, **K. Seki**³⁴, **A. Shestakov**¹⁶, **S. Shuvalov**¹⁶, **R. Sordini**¹, **F. Stenbeck**³, **J. Svensson**³, **S. Szalai**¹², **K. Szego**^{12,35}, **D. Toubanc**⁹, **N. Vertolli**¹, **R. Wallner**² & **A. Vorburger**⁷

¹Institute of Space Astrophysics and Planetology, INAF, Roma, Italy. ²Space Research Institute, Austrian Academy of Sciences, Graz, Austria. ³Swedish Institute of Space Physics, Kiruna, Sweden. ⁴Southwest Research Institute, San Antonio, TX, USA. ⁵University of Michigan, Department of Climate and Space Sciences and Engineering, Ann Arbor, MI, USA. ⁶Aalto University, Department of Electronics and Nanoengineering, School of Electrical Engineering, Helsinki, Finland. ⁷University of Bern, Institute of Physics, Bern, Switzerland. ⁸Italian Space Agency, ASI, Roma, Italy. ⁹Institut de Recherche en Astrophysique et Planétologie, CNRS, CNES, Université de Toulouse, Toulouse, France. ¹⁰ESA-ESTEC, Noordwijk, The Netherlands. ¹¹LATMOS/IPSL, CNRS, Sorbonne Université, Paris, France. ¹²Wigner Research Centre for Physics, Budapest, Hungary. ¹³The Johns Hopkins University Applied Physics Laboratory, Laurel, MD 20723, USA. ¹⁴NASA/Goddard Space Flight Center, Greenbelt, MD 20771, USA. ¹⁵Space Technology Ireland, Ltd., Maynooth, Co., Kildare, Ireland. ¹⁶IKI Space Research Institute, Moscow, Russia. ¹⁷University of Texas at San Antonio, Department of Physics and Astronomy, San Antonio, TX, USA. ¹⁸National and Kapodistrian University of Athens, Department of Physics, Athens, Greece. ¹⁹Hellenic Space Center, Athens, Greece. ²⁰Princeton Plasma Physics Laboratory and Department of Astrophysical Sciences, Princeton University, Princeton, NJ, USA. ²¹Department of Physics, Umeå University, Umeå, Sweden. ²²Max-Planck-Institut für Sonnensystemforschung, MPS, 37077 Göttingen, Germany. ²³Astronomical Observatory, INAF, Trieste, Italy. ²⁴OHB-Italia SpA, Milano, Italy. ²⁵AMDL srl, Roma, Italy. ²⁶Laboratory for Atmospheric and Space Physics, Boulder, CO, USA. ²⁷Institute of Experimental Physics SAS, Slovak Academy of Sciences, 040 01 Košice, Slovakia. ²⁸Université d'Orleans, Orleans, France. ²⁹Aberystwyth University, Aberystwyth, Ceredigion, UK. ³⁰University of Arizona, Tucson, AZ, USA. ³¹Finnish Meteorological Institute FMI, Helsinki, Finland. ³²University of Virginia, Charlottesville, VA 22904, USA. ³³LPP, École polytechnique, 91128 Palaiseau Cedex, Paris, France. ³⁴University of Tokyo, Department of Earth and Planetary Science, Graduate School of Science, Tokyo, Japan. ³⁵Deceased: Karoly Szego ✉ e-mail: stefano.orsini@inaf.it