



**HAL**  
open science

## Quantitative fragmentomics allow affinity mapping of interactomes

Gergo Gogl, Boglarka Zambo, Camille Kostmann, Alexandra Cousido-Siah, Bastien Morlet, Fabien Durbesson, Luc Negroni, Pascal Eberling, Pau Jané, Yves Nominé, et al.

### ► To cite this version:

Gergo Gogl, Boglarka Zambo, Camille Kostmann, Alexandra Cousido-Siah, Bastien Morlet, et al.. Quantitative fragmentomics allow affinity mapping of interactomes. *Nature Communications*, 2022, 13 (1), pp.5472. 10.1038/s41467-022-33018-0 . hal-03843025v2

**HAL Id: hal-03843025**

**<https://hal.science/hal-03843025v2>**

Submitted on 25 Sep 2023

**HAL** is a multi-disciplinary open access archive for the deposit and dissemination of scientific research documents, whether they are published or not. The documents may come from teaching and research institutions in France or abroad, or from public or private research centers.

L'archive ouverte pluridisciplinaire **HAL**, est destinée au dépôt et à la diffusion de documents scientifiques de niveau recherche, publiés ou non, émanant des établissements d'enseignement et de recherche français ou étrangers, des laboratoires publics ou privés.



Distributed under a Creative Commons Attribution 4.0 International License



# Author Correction: Quantitative fragmentomics allow affinity mapping of interactomes

Correction to: *Nature Communications*  
<https://doi.org/10.1038/s41467-022-33018-0>,  
 published online 17 September 2022

<https://doi.org/10.1038/s41467-022-35177-6>

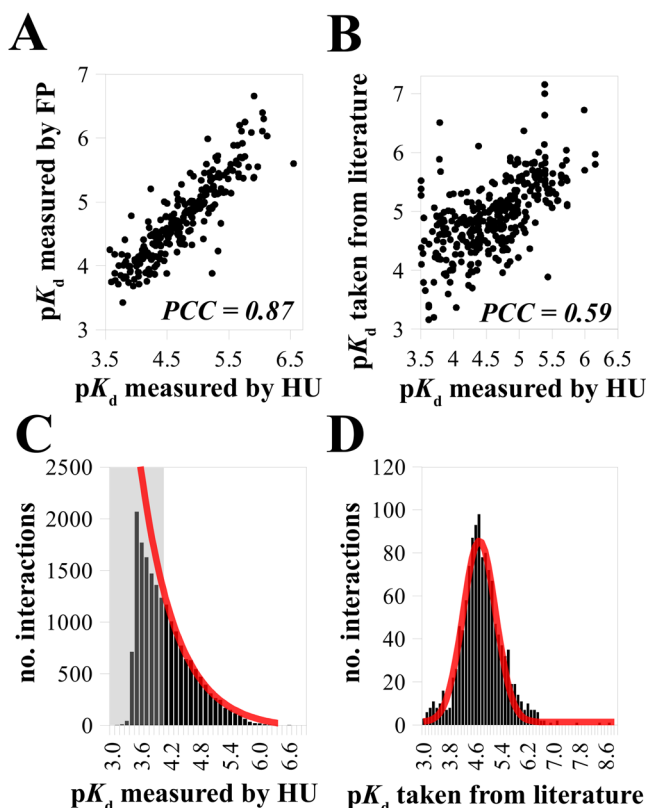
Published online: 07 December 2022



Gergo Gogl , Boglarka Zambo , Camille Kostmann, Alexandra Cousido-Siah, Bastien Morlet , Fabien Durbesson, Luc Negroni , Pascal Eberling, Pau Jané, Yves Nominé , Andras Zeke , Søren Østergaard , Élodie Monsellier, Renaud Vincentelli & Gilles Travé

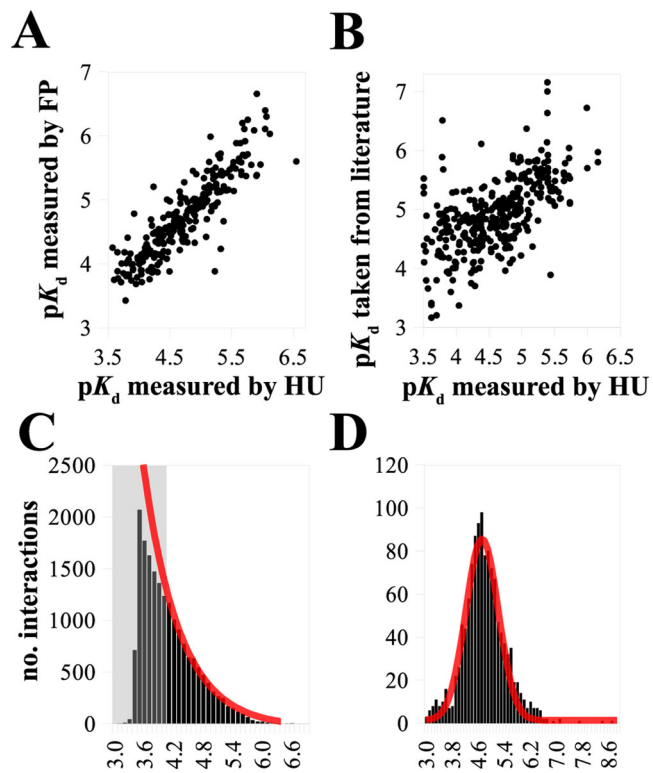
The original version of this article contained errors in Fig. 2, Fig. 4 and Fig. 5.

In the original version of Fig. 2, PCC values were missing from panels a, b and axes labels were missing from panels c, d. The correct version of Fig. 2 is:



# Corrections & amendments

which replaces the previous incorrect version:

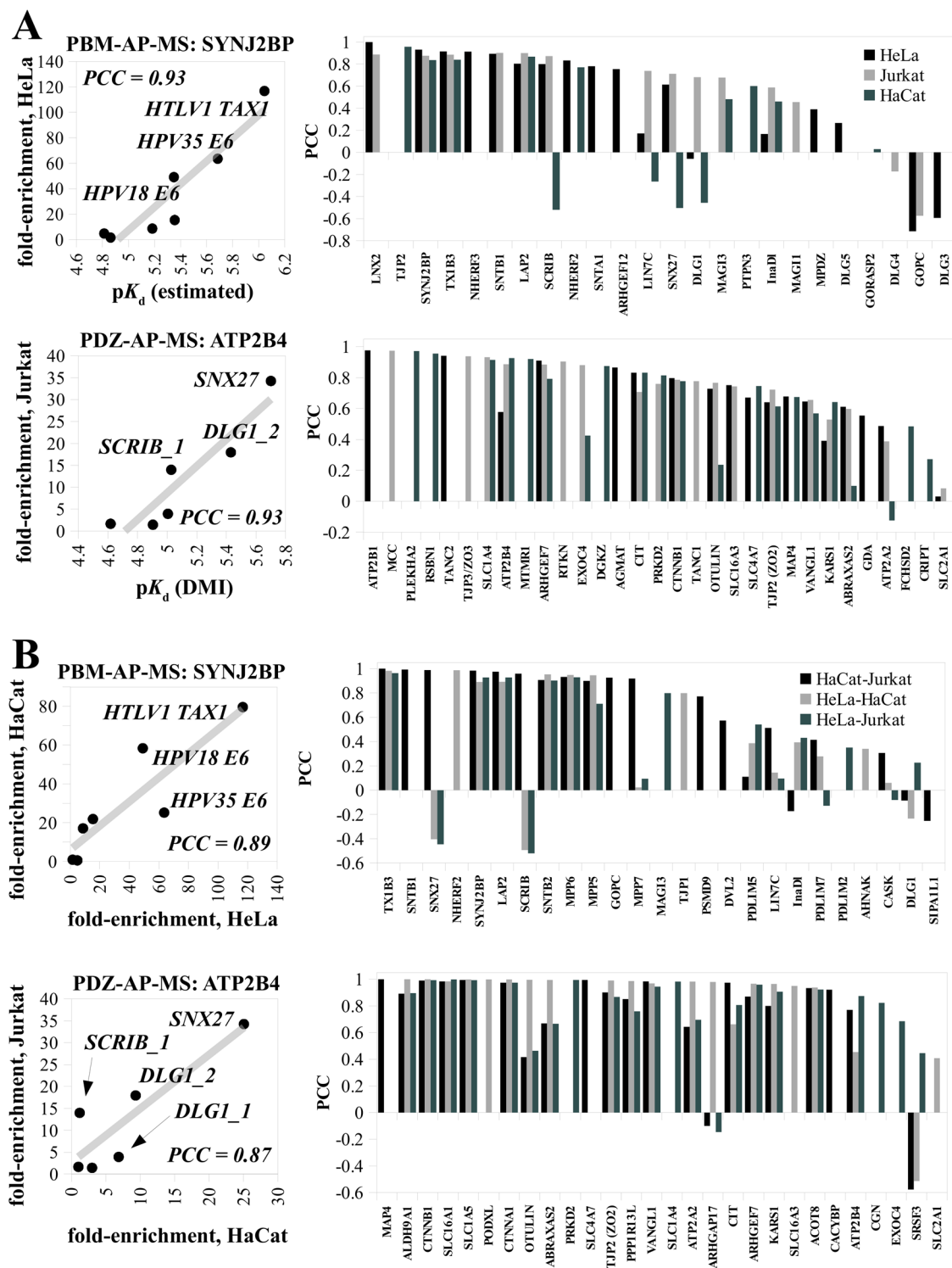






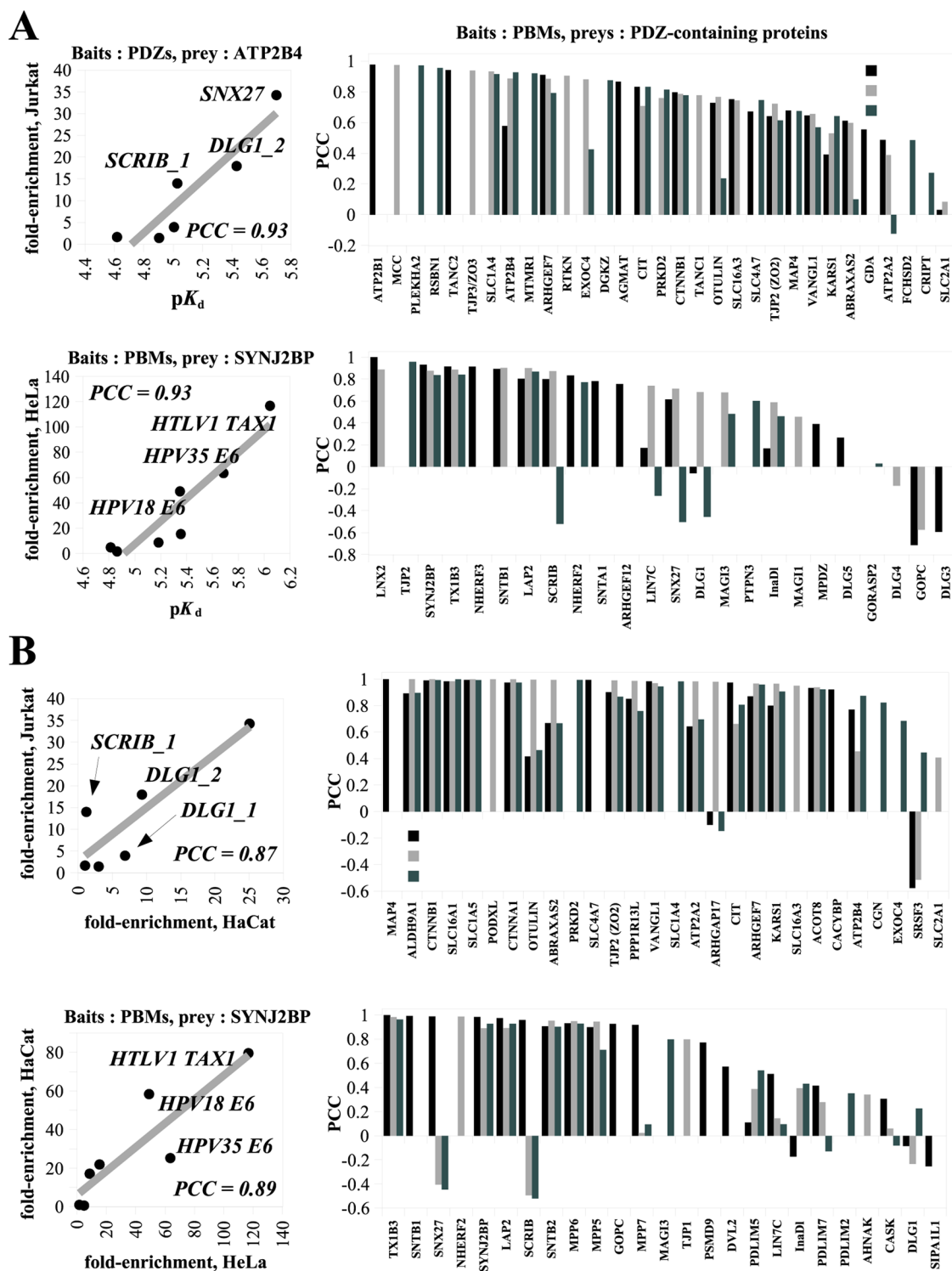
# Corrections & amendments

In the original version of Fig. 5, several legends as well as plot and axes labels were missing or incomplete and the order of panels did not match the descriptions in the figure caption. The correct version of Fig. 5 is:



# Corrections & amendments

which replaces the previous incorrect version:



This has been corrected in both the PDF and HTML versions of the Article.

---

# Corrections & amendments

---

**Open Access** This article is licensed under a Creative Commons Attribution 4.0 International License, which permits use, sharing, adaptation, distribution and reproduction in any medium or format, as long as you give appropriate credit to the original author(s) and the source, provide a link to the Creative Commons license, and indicate if changes were made. The images or other third party material in this article are included in the article's Creative Commons license, unless indicated otherwise in a credit line to the material. If material is not included in the article's Creative Commons license and your intended use is not permitted by statutory regulation or exceeds the permitted use, you will need to obtain permission directly from the copyright holder. To view a copy of this license, visit <http://creativecommons.org/licenses/by/4.0/>.

© The Author(s) 2022