



HAL
open science

Gyrokinetic study of transport suppression in JET plasmas with MeV-ions and toroidal Alfvén eigenmodes

S Mazzi, J Garcia, David Zarzoso, Ye Kazakov, J Ongena, M Dreval, M Nocente, Ž Štancar, G Szepesi

► **To cite this version:**

S Mazzi, J Garcia, David Zarzoso, Ye Kazakov, J Ongena, et al.. Gyrokinetic study of transport suppression in JET plasmas with MeV-ions and toroidal Alfvén eigenmodes. *Plasma Physics and Controlled Fusion*, 2022, 64 (11), pp.114001. 10.1088/1361-6587/ac91f3 . hal-03838290

HAL Id: hal-03838290

<https://hal.science/hal-03838290v1>

Submitted on 3 Nov 2022

HAL is a multi-disciplinary open access archive for the deposit and dissemination of scientific research documents, whether they are published or not. The documents may come from teaching and research institutions in France or abroad, or from public or private research centers.

L'archive ouverte pluridisciplinaire **HAL**, est destinée au dépôt et à la diffusion de documents scientifiques de niveau recherche, publiés ou non, émanant des établissements d'enseignement et de recherche français ou étrangers, des laboratoires publics ou privés.

Gyrokinetic study of transport suppression in JET plasmas with MeV-ions and Toroidal Alfvén Eigenmodes

S. Mazzi^{1,2,3}, J. Garcia², D. Zarzoso⁴, Ye. O. Kazakov⁵, J. Ongena⁵, M. Dreval⁶, M. Nocente^{7,8}, Ž. Štancar^{9,10}, G. Szepesi¹⁰ and JET contributors^a

¹ Aix-Marseille Université, CNRS PIIM, UMR 7345 Marseille, France

² CEA, IRFM, F-13108 Saint-Paul-lez-Durance, France

³ Ecole Polytechnique Fédérale de Lausanne (EPFL), Swiss Plasma Center (SPC), CH-1015 Lausanne, Switzerland

⁴ Aix-Marseille Université, CNRS, Centrale Marseille, M2P2, UMR 7340 Marseille, France

⁵ Laboratory for Plasma Physics, LPP-ERM/KMS, EUROfusion Consortium member, TEC Partner, Brussels, Belgium

⁶ National Science Center Kharkiv Institute of Physics and Technology, 1 Akademichna Str., Kharkiv 61108, Ukraine

⁷ Dipartimento di Fisica “G. Occhialini”, Università di Milano-Bicocca, Milan, Italy

⁸ Institute for Plasma Science and Technology, National Research Council, Milan, Italy

⁹ Jožef Stefan Institute, Jamova cesta 39, SI-1000 Ljubljana, Slovenia

¹⁰ CCFE, Culham Science Centre, Abingdon, Oxon, OX14 3DB, United Kingdom

^a See the author list of ‘Overview of JET results for optimizing ITER operation’ by J. Mailloux et al., to appear in Nuclear Fusion Special issue: Overview and Summary Papers from 28th Fusion Energy Conference (Nice, France, 10-15 May 2021)

Abstract. The impact of fast ions, generated in the MeV-range through the efficient application of the three-ion scheme in JET plasmas, on the turbulence properties is presented through complex numerical simulations. The suppression of the ion-scale turbulent transport is studied by means of in-depth gyrokinetic numerical analyses. Such a suppression is demonstrated to be achieved in the presence of toroidal Alfvén eigenmodes (TAE) destabilized by the highly energetic ions. Details on the TAE excitation are also provided with a multi-code analysis. The inherently nonlinear and multi-scale mechanism triggered by the fast ions, also involving the high-frequency modes and the large-scale zonal flows, is deeply analyzed. Such mechanism is thus demonstrated, with experimental validating studies, to be the main cause of turbulence suppression and improvement of ion thermal confinement. Additional simulations address the implications of reversed shear magnetic equilibrium on the turbulent transport.

1. Introduction

The success of magnetic confinement fusion as an energy source crucially relies on reaching simultaneously high temperatures and high densities for the fuel D and T ions. Fusion-born alpha particles are the main source of central plasma heating in ITER and future fusion power plants. Yet, these highly energetic alpha particles heat primarily electrons rather than bulk ions through Coulomb collisions [1]. The physics of plasma heating by alpha particles is complex and its extrapolation to future devices is not straightforward, partly because of the mutual interplay between turbulence and energetic ions. This can lead to additional nonlinearities, further increasing the complexity of plasma dynamics. As an example, a significant reduction of the ITG-induced transport was recently predicted for ITER D-T plasmas in the presence of fusion-born alpha particles [2].

Simultaneously with plasma heating, alpha particles can also excite instabilities, in particular, the non-damped Alfvén eigenmodes (AEs) [3]. The excitation of these modes by energetic ions can be related to the particular geometry of toroidal fusion plasmas such as the toroidicity (toroidicity-induced AEs or TAEs) [4,5]. Expected to be destabilized also in ITER [6], the presence of TAEs is commonly considered detrimental for plasma confinement in fusion plasmas, as they can cause increased transport of energetic ions [7–10].

Earlier studies already demonstrate that the thermal ion confinement is improved in the presence of fast ions introduced through Neutral Beam Injection (NBI) or Ion Cyclotron Heating Resonance (ICRH) systems [11–16] (for comprehensive reviews on the topic, the reader can consult Refs. [17, 18]). Insights on such a turbulence reduction have been provided [19], pointing to the important role of marginally stable fast-ion-driven modes acting as intermediate actors between the ion-scale turbulent energy and the zonal perturbation of the electrostatic potential. Nevertheless, a possible complex three-wave interaction between MeV-range ions, fast-ion driven AEs and microturbulence has not been systematically studied at ITER-relevant conditions, neither theoretically nor experimentally.

Controlling turbulence in a fusion power plant will finally lead to a more economical operation and ultimately to a reduction in the cost of fusion electricity. This paper reports on the three-wave

mechanism of turbulence suppression in the presence of MeV range fast ions and fast-ion driven TAEs, identified during detailed transport analysis of JET experiments in D-³He plasmas. The improved confinement in JET plasmas with MeV-range fast ions was confirmed with state-of-the-art turbulence gyrokinetic modeling. Electrostatic thermal ion energy fluxes were suppressed due to intense poloidally directed shear flows, known as zonal flows (ZFs) [20]. These zonal flows act as a barrier by shearing and de-correlating [21] for the outward radial transport of particles and energy, thus increasing the thermal insulation of the central plasma. Complex gyrokinetic simulations show that zonal flows are generated as a result of the non-linear interaction between fast ions, TAEs and microturbulence.

The results reported in this paper highlight that AEs excited by highly energetic ions can be, in fact, beneficial to improve thermal energy confinement, a concept that has not been extensively studied before. A detailed understanding of this complex interplay paves the way towards controlling turbulence and enhanced performance of future fusion reactors with strong alpha particle heating, such as the forthcoming D-T campaign in ITER.

Section 2 is dedicated to present the experimental outcomes useful to validate the following gyrokinetic numerical analyses, which are reported in sections 3 and 4. Whereas in the former a linear study of the selected plasma stability with the identification of the destabilized modes is carried out, in the latter section the results of the nonlinear analyses are described. In section 5, additional studies on the impact of the negative magnetic shear on the transport are performed. The conclusions and future perspectives are drawn in section 6.

2. Three-ion scheme scenario at JET: improved thermal ion confinement

The selected pulse #94701 of the recently developed three-ion D – D_{NBI} – ³He scenario at JET [22] has been used as the background plasma for the following gyrokinetic simulations. The three-ion scheme [23–25] has been adopted in a novel combination to efficiently accelerate the NBI-generated deuterons up to MeV energy range with ICRH waves. Such deuterons are indeed injected with the NBI in the vicinity of the ion-ion hybrid (IIH) layer, where the mode conversion

and the energy absorption are enhanced. The radial position of such a layer can be determined by means of the density ratio of the three ion species in the plasma [23]. With ^3He concentration $X[^3\text{He}] \approx 25\%$, the mode conversion layer is located in the very deep core of the plasma [22, 26], and an efficient energy absorption by the NBI deuterons takes place. Further analyses with the TOFOR [27] and the neutron camera [28] diagnostics demonstrate the effectiveness of the three-ion scheme and the core-localization of the MeV-range fast D [29] in this particular JET scenario. These particles at larger energy with respect to the critical energy (~ 500 keV) lead to a predominant electron heating [1] in the plasma core, with electron temperature reaching ~ 7 keV.

An observed direct effect of the efficient application of the three-ion scheme, and the subsequent generation of MeV-range ions in the plasma core, is the strong Alfvén activity systematically measured. Indeed, in the frequency range $f = 185 - 225$ kHz TAEs are destabilized, as shown in the magnetic spectrogram of Figure 1 for pulse #94701. X-mode correlation reflectometer [30, 31] measurements of JET pulse #95669, performed at very similar experimental conditions of #94701, determine that the radial localization of the unstable TAEs is roughly corresponding to $0.21 \lesssim \rho_{tor} \lesssim 0.37$ ($3.21\text{m} \lesssim R \lesssim 3.36$ m) [32], where ρ_{tor} is the square root of the normalized toroidal magnetic flux.

It must be however noted that the energy distribution of the suprathermal population computed by means of the integrated modeling TRANSP [35] departs from the isotropic Maxwellian distribution, as expected for the fusion-born alpha particles in burning plasmas. Indeed, co-passing fast ions (with $v_{\parallel} > 0$) are mainly generated in the three-ion scenario at JET. Although ICRH systems mainly produce ions with large perpendicular velocities, the substantial deposition in the deep core where particles primarily experience passing trajectories creates these particular conditions [22]. This consideration may be also related to the destabilization of the Reversed Shear Alfvén Eigenmodes (RSAEs), systematically observed in the D-D_{NBI}- ^3He scenario at JET [36]. In fact, the plasma current generated by the MeV-ions may be the cause of the non-monotonic q -profile, necessary to destabilize the RSAEs.

Another striking observation, together with the fast-ion-driven AEs and the strong electron heating due to the MeV-ions, is the improved global confinement when the three-ion heating scheme is applied [22, 26, 32]. Several experimental indicators, such as the ion temperature and the plasma energy content, are strongly enhanced if compared to very similar experimental conditions with only NBI heating.

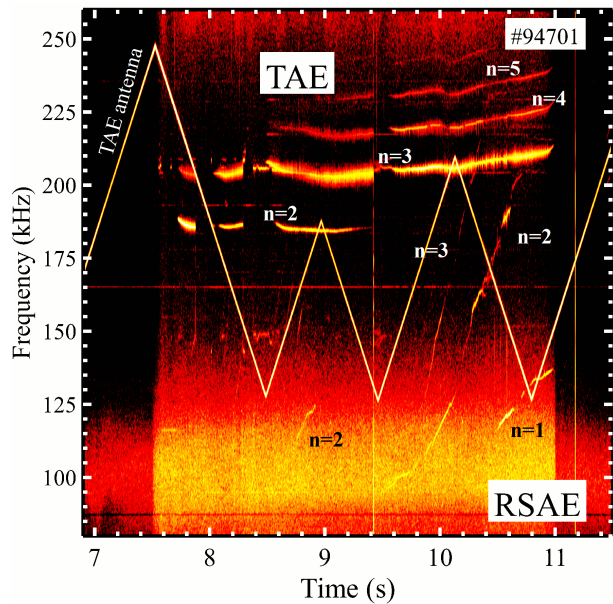


Figure 1: Mirnov coil spectrogram measurements in the frequency range 75 – 260 kHz for JET pulse #94701. Beyond $t = 7.4$ s, when the three-ion scheme heating is applied, a series of AEs are destabilized. Toroidal mode numbers are reported close to the corresponding signals, and the TAE antenna [33, 34] measurement, useful to probe stable AEs, is also displayed.

This improved confinement from direct experimental measurements is exemplified in Figure 2. The amplitude of the density fluctuations measured by means of the X-mode reflectometer is illustrated. A strong difference is evident comparing two phases of the same pulse, with a significant decrease of the fluctuation amplitude especially in the low-frequency range when MeV-ions destabilize the TAEs. The spikes at $f \approx 200 - 240$ kHz are a clear demonstration of the TAE destabilization. Moreover, the outcomes of the TRANSP integrated modelling are consistent with such a picture. Indeed, it is clearly observed that concomitantly with the destabilization of the TAEs, the improvement of the ion thermal confinement, measured as a decrease of the ion heat diffusivity in the plasma core, is obtained [32]. For more details on this experimental comparison the reader is addressed to Refs. [22, 26, 32]. Such an unexpected observation of improved thermal confinement in the presence of unstable TAEs and predominant electron heating in the core motivated the in-depth transport analyses, whose results are reported in the following sections of this contribution.

The achieved experimental conditions in the three-ion scenario at JET, i.e. strong electron heating from MeV-range particles, $T_e \sim T_i$ and low plasma

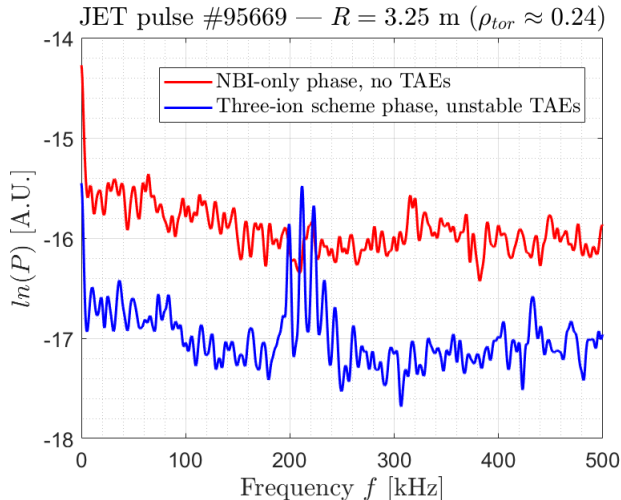


Figure 2: Frequency spectrum of the density fluctuation measurements with the X-mode reflectometer for JET pulse #95669 at $R = 3.25$ m, corresponding to $\rho_{tor} \approx 0.24$. In red, the fluctuations are measured in the phase where only NBI is applied as external heating system, whereas the blue curve illustrates the second phase of the discharge with ICRH combined in the three-ion scheme.

toroidal rotation are of paramount importance in view of ITER burning plasmas [26]. Indeed, the MeV-ions generated through the efficient three-ion scheme in these ITER-relevant features allow to mimic the impact of the alpha particles on the turbulence regimes and properties. Moreover, the TAEs are expected to be destabilized also in ITER D-T plasmas [6], addressing thus also the possible effect of the TAEs on the global confinement. Although the direct extrapolation to ITER plasmas is extremely challenging, the experimental observations closely together with the detailed gyrokinetic numerical simulations presented in the following suggest an unforeseen beneficial impact of the alpha particles on the turbulent transport.

3. Linear stability analysis

In this section, the linear stability of the selected JET pulse #94701 of the three-ion D- ^3He -D_{NBI} scenario is analyzed. The state-of-the-art gyrokinetic code GENE [37] is employed in its local gradient-driven version. In Figure 3, the experimentally measured electron density and both electron and ion temperature profiles of the JET pulse #94701 at the time $t \approx 9.6$ s are shown in the radial domain. The input parameters for the gyrokinetic modelling are provided by the integrated modeling TRANSP, and are reported in Table 1.

In the local version, the GENE code simulates only a flux-tube of the entire plasma volume.

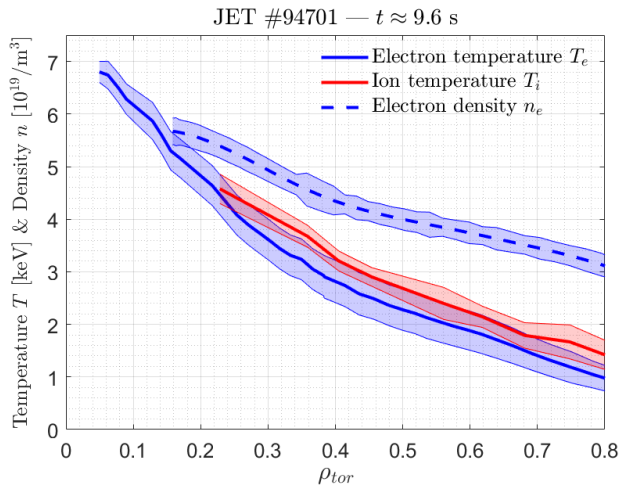


Figure 3: Radial profiles of electron and ion temperature and of electron density experimentally measured at $t \approx 9.6$ s of JET pulse #94701, with the shaded error representing the error bars.

In this particular case, the simulation domain is centered at the radial position $\rho_{tor} = 0.23$. This location has been chosen since (i) the combination of experimental measurements [29] and integrated modeling calculations [38] reveals that a substantial population of core-generated MeV ions is still present, (ii) reliable charge exchange measurements of the ion temperature profile are obtained [22], and (iii) TAEs are expected to be destabilized in this radial range, as shown in the previous section. Regarding the numerical setup, the distribution functions of up to 4 different kinetic species are evolved in time in a 5-D numerical grid of 256 radial (k_x) and 48 binormal (k_y) wavenumbers, 32 points in the parallel direction (z), 48 points in the parallel velocity (v_{\parallel}) dimension and 64 points in the magnetic moment (μ) direction. The different species are electrons, thermal deuterium (majority ions), ^3He (minority ions) and fast deuterium from NBI as fast ions. The high resolution employed in μ is necessary to capture possible resonant interactions occurring at large energies. This is even more important in the case of the employed non-equidistant Gauss-Legendre discretization of the magnetic moment dimension in GENE. This consideration allows to relax the resolution in μ down to 16 when the fast ions are not retained in the simulations. Convergence tests, also in the nonlinear regime, have been carried out to ensure the correctness of the grid resolution. The minimum binormal wavenumber is $k_{y,min}\rho_s = 0.025$, with ρ_s the thermal ion Larmor radius at the sound speed. The magnetic geometry is a EFIT equilibrium constrained by the total pressure computed by TRANSP, and a Miller parametrization [39] of such equilibrium is

employed in the flux-tube gyrokinetic simulations. Fully electromagnetic simulations are performed, including hence both parallel and perpendicular fluctuations of the vector potential, and collisions are modelled through a Landau-Boltzmann operator. The externally induced plasma rotation is neglected due to low-NBI input power. An equivalent-Maxwellian fast-ion distribution function has been employed in GENE. Earlier studies showed that a non-negligible impact of realistic fast particle distribution on the ion-scale turbulent transport level may occur. Nevertheless, the qualitative results are comparable [40, 41]. It is to be noted that the following analyses are firstly carried out for a time window before the onset of the RSAEs. A further study, reported in the following section 5, addresses the impact of the reversed shear on the transport.

As a final remark, it must be stressed that for this kind of studies the local (or flux-tube) approximation may not be entirely accurate due to the large value of the fast deuterium Larmor radius compared to the minor radius, i.e. $\rho_{FD}^* \approx 1/90$. For this reason, this study is intended to be as a first step, whereas global gradient-driven simulations are planned to be performed in the near future to assess and verify the results here reported.

In Figure 4, the linear spectra computed by GENE are illustrated. The growth rate is normalized to c_s/a , where $c_s = \sqrt{T_e/m_p}$, with T_e the electron temperature and m_p the proton mass, and a is the minor radius. The blue curve represents the case without including the fast ions. The ITG instability peaking around $k_y \rho_s = 0.45$ is dominant, since the positive (resp. negative) frequencies mean that the mode is propagating in the ion (resp. electron) diamagnetic direction. In the low- k_y region fast-ion-driven modes are destabilized beyond a threshold in the normalized fast ion pressure gradient R/L_{pFD} . For the set of input parameters described in Table 1, the threshold is identified to be around $R/L_{pFD} = 10.7$. This latter case is represented by the green curve in Figure 4, and it will also be named *marginally stable* case in the remainder. For the cases with $R/L_{pFD} = 13.6$ and 16.2 , the fast-ion-driven modes are fully destabilized (in Figure 4, for the sake of simplicity, only the case with $R/L_{pFD} = 16.2$ is illustrated). Although not dominant over the whole binormal spectrum, their growth rates are not negligible. Notably, the frequencies of these modes are within the experimentally measured range of frequencies of the TAEs $\omega \approx 185 - 235$ kHz [22], as also highlighted in panel (b) of Figure 4 with a gray shaded area. More details on the identification of these fast-ion-driven modes are provided in section 3.1. In the small scale region, ETG modes are found unstable up to $k_y \rho_s \approx 30$ due to a large

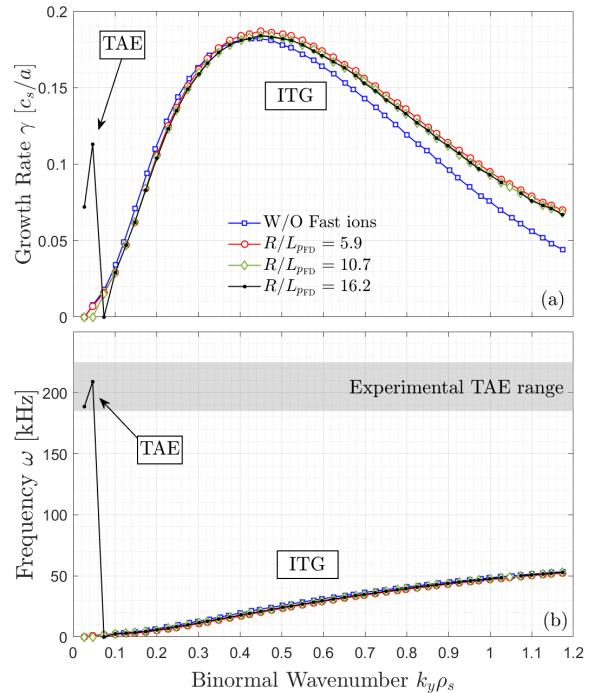


Figure 4: Linear growth rate γ (a) and mode frequency ω (b) computed by the GENE code are plotted as a function of the binormal wavenumbers $k_y \rho_s$. Note that the mode frequency is illustrated in kHz. Spectra for different values of the fast ion pressure gradient R/L_{pFD} are reported. In panel (b), the gray shaded area represents the experimentally measured TAE range of frequency.

value of electron temperature gradient, as illustrated by the blue curve in Figure 5. Although electron-scale instabilities may affect the ion-scale transport [42–44], recent gyrokinetic studies on JET L-mode plasmas showed a negligible impact of ETG modes on the ITG turbulence [45–47]. Moreover, the rule of thumb proposed in Ref. [48] is calculated and compared to the growth rate spectrum in Figure 5. The criterion is based on the evaluation of the ratio between the maximum of the ETG and ITG linear growth rates, both divided by the binormal wavelength of the peaks. This parameter is here defined as $\tau_{crit} = (\gamma_{ETG}/k_{y,ETG})_{max}/(\gamma_{ITG}/k_{y,ITG})_{max}$, where γ_{ETG} (γ_{ITG}) represents the peak of the ETG (ITG) spectrum. With $\tau_{crit} > 1$, ETG instability is expected to affect the total electron transport, whereas for $\tau_{crit} < 1$ a negligible effect is generally measured. Although the maximum ETG growth rate is larger than the ITG one, the ETG region peak for the parameter of merit γ/k_y is lower than the one for the ITG region, with $\tau_{crit} = 0.42$, as shown in Figure 5. This justifies the choice to set the upper

Table 1: Employed plasma parameters in GENE simulations modeling JET pulse #94701 at $\rho_{tor} = 0.23$ and $t \approx 9.6$ s. Here, R_0 is the major radius, B_0 the on-axis magnetic field, I_p the plasma current, P_{NBI} the NBI injected power, P_{ICRH} the ICRH injected power, n_e and T_e respectively the local values of electron density and temperature, ϵ represents the inverse aspect ratio, $R/L_{n,T}$ the normalized logarithmic density and temperature gradient, β_e the electron-beta, and ν^* the normalized collision frequency. The ratios n_i/n_e and T_i/T_e , with i indexing the species, are the relative density and temperature with respect to the electron ones. The reported input parameters are common to all the numerical GENE simulation cases. The various cases, however, differ essentially in the fast ion pressure gradient R/L_{pFD} .

R_0 [m]	B_0 [T]	I_p [MA]	P_{NBI} [MW]	P_{ICRH} [MW]	n_e [m ⁻³]	T_e [keV]
3.0	3.7	2.5	8	6	5.2×10^{19}	4.4
ϵ	q_0	\hat{s}_0	T_i/T_e	R/L_{n_e}	$R/L_{T_{e,i}}$	n_D/n_e
0.31	1.1	0.63	1.0	4.50	10.30	0.43
n^3_{He}/n_e	R/L_{n_D}	$R/L_{n^3_{He}}$	n_{FD}/n_e	T_{FD}/T_e	β_e [%]	ν^*
0.27	3.70	4.97	0.03	33.8	0.68	9.4×10^{-5}

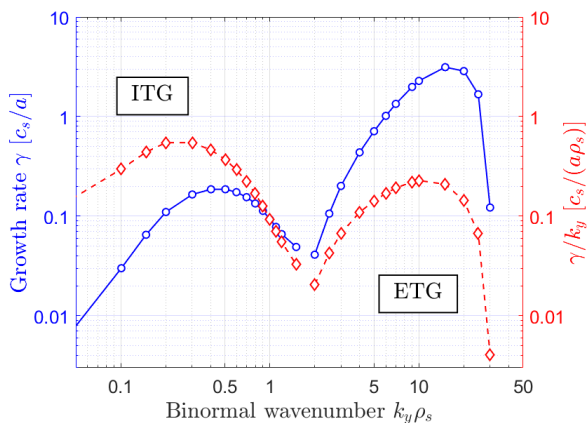


Figure 5: The spectrum of the linear growth rate γ in the case without fast ions is reported in blue and compared to the criterion γ/k_y in red.

boundary of the binormal wavenumbers to $k_y \rho_s = 1.2$ and to exclude, thereby, the ETG modes in the following nonlinear simulations. Further studies are planned to be performed also retaining the electron-scale dynamics in the near future.

As can be seen in Figure 4, the spectra without and with fast ions (also for different values of R/L_{pFD}) almost overlap. This suggests that no linear fast-ion resonant effect on the ion-scale instability is present. This is consistent with earlier analyses [15] showing a negligible effect for large values of T_{FD}/T_e , similarly to the value in this three-ion JET scenario.

3.1. Identification of the fast-ion-driven mode nature and excitation mechanism

A detailed study on the identification of the fast-ion-driven modes destabilized at large fast ion pressure gradient in the low- k_y region is described in this subsection. The analyses focus on the binormal

wavenumbers $k_y \rho_s = 0.025$ and 0.05 , corresponding to the toroidal mode numbers $n = 4$ and 7 . It must be noted, for the sake of clarity, that in order for the lowest-mode rational surface to correspond to an integer toroidal mode number n , a slight radial shift of the binormal wavenumbers is considered in the linear simulations. Hence, the actual binormal wavenumbers corresponding to $n = 4$ and 7 are, respectively, $k_y \rho_s = 0.0269$ and 0.0474 . However, in the following, for consistency with the numerical binormal grid employed in the nonlinear simulations, we will refer to these wavenumbers as $k_y \rho_s = 0.025$ and $k_y \rho_s = 0.05$. Including the lower toroidal mode numbers would have required an amount of CPU resources out of the scope of the work. Moreover, as it could be seen in Figure 1, the $n = 1$ and 2 TAE modes are expected to be stable.

Motivated by the good matching of the GENE linear mode frequencies of the fast-ion-driven modes with the experimental TAE range of frequencies, the Alfvén continuum is calculated using Eq. (8) of Ref. [49] and thus taking into account only the impact of the toroidicity. This continuum is calculated fixing the plasma parameters to those for $\rho_{tor} = 0.23$, not varying along the radial coordinate. However, consistently with the flux-tube approximation employed in this gyrokinetic study, the safety factor profile is linearized around the magnetic surface of interest in the following fashion [50]:

$$q(x) = q_0 \left(1 + \frac{\hat{s}_0(x - x_0)}{x_0} \right) \quad (1)$$

with x the radial coordinate, q_0 , \hat{s}_0 and x_0 respectively the values of the q -profile, the magnetic shear and the radial coordinate at $\rho_{tor} = 0.23$. In this approximation, the mode frequencies computed by GENE lie very close to the toroidicity-induced gaps in the continua. The poloidal mode numbers of these gaps are respectively $m = [-5, -4]$ and $m = [-8, -7]$

for $n = 4$ and $n = 7$. Indeed, the gaps induced by the toroidicity are due to a coupling between consecutive poloidal mode numbers [49], and hence two m are given for each gap. This latter result is consistent with the poloidal structure of the modes in GENE by projecting the flux-tube domain on the poloidal section for the simulation with $R/L_{pFD} = 16.2$.

Moreover, as already reported in an earlier publication [32], the radial localization of the unstable TAEs has been measured in the three-ion scenario at JET to be in the range $3.22 \text{ m} \lesssim R \lesssim 3.36 \text{ m}$ by means of the X-mode reflectometer. Consistently, the outer mid-plane of the GENE flux-tube domain is within this radial range, exactly at $R = 3.27 \text{ m}$.

For all the evidence provided above, the fast-ion-driven modes can be firmly identified as TAEs, with a qualitative agreement with the experimental measurements. Although a more accurate description of these large-scale instabilities would require a global approach, the flux-tube approximation was demonstrated to be adequate for a good qualitative evaluation of their impact on the microturbulence properties [19, 51–53].

The focus is now moved to the excitation mechanism of the TAEs, which can be addressed by analyzing the evolution of the free energy in the system. The free energy E_f can be written as the sum of the kinetic E_k and the potential energy E_w , and their time derivatives represent the energy balance equation, determining the direction of the energy flow in the system [54]:

$$\frac{\partial E_k}{\partial t} = \sum_s Re \left[\int \frac{\pi B_0 n_{0,s} T_{0,s}}{F_{0,s}} f_s^\dagger \frac{\partial f_s}{\partial t} dz dv_\parallel d\mu \right] \quad (2)$$

$$\frac{\partial E_w}{\partial t} = \sum_s Re \left[\int \pi B_0 n_{0,s} \phi^\dagger \frac{\partial f_s}{\partial t} dz dv_\parallel d\mu \right] \quad (3)$$

with B_0 the magnetic field, $n_{0,s}$ and $T_{0,s}$ the relative density and temperature of the species s , $F_{0,s}$ and f_s the equilibrium and the perturbed distribution functions of the species s and ϕ the electrostatic potential. Hence, the linear growth rate can also be expressed as [55]:

$$\gamma = \sum_s \gamma_s = \frac{1}{E_w} \sum_s \frac{\partial E_w^s}{\partial t} \quad (4)$$

where the contribution of each species s is thus separated. For more details on such a derivation from the Vlasov-Poisson system of equations and the application to the GENE code, the reader can refer to Refs. [56–58]. For the sake of clarity, the potential energy can be associated with the energy stored in the perturbed part of the electrostatic potential fluctuations. Therefore, E_w is associated with the

instability energy. In GENE simulations, the free energy balance and subsequently the contribution of each species to the linear growth rate can be evaluated in the velocity space [15, 57], allowing to determine resonant structures stabilizing or destabilizing the mode depending on their sign (negative values mean stabilization and positive values destabilization). In the following, the fast-ion contribution to the instability is referred to as γ_{FD} . Thus, γ_{FD} is evaluated at the outer mid-plane ($z = 0$ in GENE convention) and then plotted in the velocity space. This is done in Figure 6(a) and (b), respectively for the toroidal mode numbers $n = 4$ and 7 , for the case with $R/L_{pFD} = 16.2$. Similar structures are observed also for the case with $R/L_{pFD} = 13.6$. The energy flowing from the particles to the wave is highlighted with positive values (destabilizing), whereas negative values are denoting the opposite energy transfer (stabilizing). For this particular analysis, the parallel velocity resolution has been increased to $n_{v_\parallel} = 120$ in order to resolve any possible resonance more accurately. Two dominant positive structures at large perpendicular velocity and roughly extended in the low- v_\parallel domain are clearly visible in the trapping region, where the trapped/passing boundary is illustrated by the black dashed line. Together with these resonances, some other minor structures related to the barely passing and fully passing fast ions are also induced.

To check the validity of such dominant resonances within the trapping cone, the TAPAS code [59, 60] has been employed. The TAPAS code integrates the motion's equations of particles, tracing their trajectory and calculating thus the characteristic frequencies of their motion. For this particular study, TAPAS is employed in its guiding-centre approximation, integrating the unperturbed equations within the gyrokinetic framework for a substantial number of tracers of fast deuterium. The tracers are initialized on the equatorial mid-plane of the low-field-side at the magnetic surface $\rho_{tor} = 0.23$ of JET pulse #94701. The fixed magnetic equilibrium is the same used in GENE, and consistently the safety factor profile has been linearized around the selected magnetic surface as done in Relation 1. In Figure 6, the resonant condition $f_{TAE} - n\Omega_{prec} = 0$ between the TAE frequency computed by GENE (f_{TAE}) and the toroidal precession frequency (Ω_{prec}) calculated by TAPAS is illustrated with solid black curves for both $n = 4$ and $n = 7$ wavenumbers. It is to be noted that the tracers initialized with $v_\parallel > 0$ are all passing, when considering their unperturbed trajectories. This asymmetry in the parallel velocity space is due to the odd parity of the toroidal canonical momentum P_φ with respect to the toroidal velocity v_φ , which can be approximated with the velocity parallel to the magnetic field ($v_\varphi \sim$

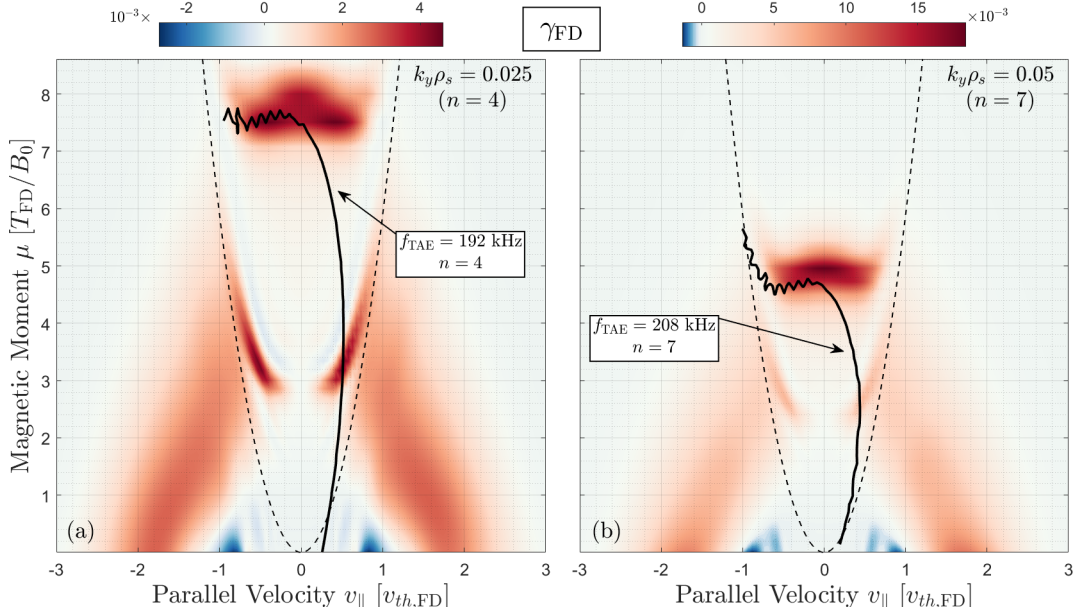


Figure 6: Fast-ion contribution to the converged instability for the toroidal mode numbers $n = 4$ (a) and $n = 7$ (b) are illustrated in the velocity space at the outer mid-plane, with the black dashed line representing the trapping cone. Positive and negative values refer respectively to a destabilizing and stabilizing energy flowing. The solid black curves represent the resonant condition between the mode frequency and the trapped fast ion precessional motion computed through the TAPAS code.

v_{\parallel}). As within the TAPAS the poloidal magnetic flux varies along the radial direction, such an asymmetry is captured by the code; thereby, the particles with $v_{\parallel} > 0$, which are passing, do not fulfill the resonant condition. Instead, the local approach of the GENE simulations does not allow to include such a radial variation of the poloidal magnetic flux, and therefore the structures of the destabilizing fast-ion contribution γ_{FD} are nearly symmetric in the parallel velocity space.

As can be seen, a quite good agreement is achieved with the resonant structures within the trapping region. This demonstrates that the TAE instabilities identified in GENE simulations are excited through a wave-particle resonant mechanism induced by the trapped fast ions. It is to be noted that the three-ion scheme predominantly generated co-passing fast ions in this JET scenario [22,26]. Therefore, this consideration suggests that the TAEs are excited by the fast ions remained trapped in magnetic wells in their slowing-down process from the original co-passing motion. Yet, deeper analyses on the experimental data are needed to further validate this latter statement.

4. Ion-scale turbulent transport suppression

In this section, the effects of the suprathermal population on the turbulent transport are investigated by means of nonlinear simulations with the GENE code. A detailed study on the underlying complex

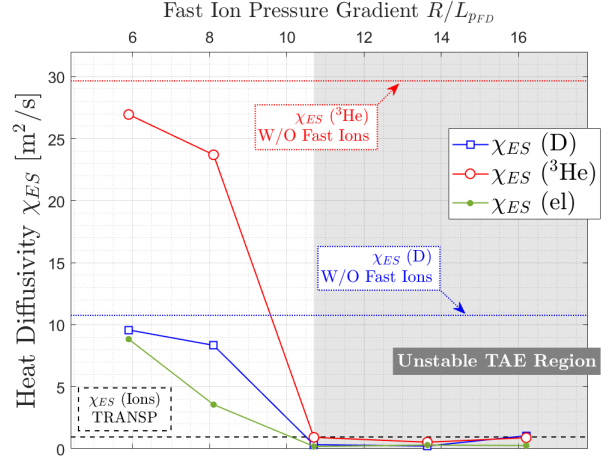


Figure 7: The electrostatic heat diffusivity χ_{ES} of Deuterium, 3He and electrons is plotted as a function of the normalized fast ion pressure gradient R/L_{pFD} . For comparison, the horizontal dotted lines represent the diffusivities for the case without fast ions, whereas the horizontal black dashed curve the thermal ion heat diffusivity computed by the integrated modeling TRANSP. The grey shaded area represents the region of the phase space where the fast-ion-driven TAEs are nonlinearly unstable.

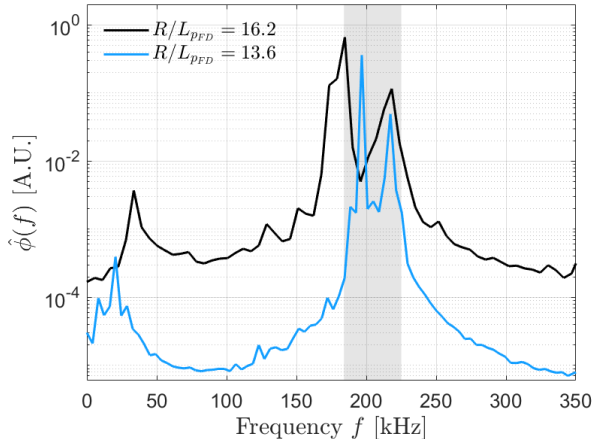


Figure 8: Frequency spectrum of the fluctuations of the electrostatic potential for the cases with $R/L_{pFD} = 13.6$ and $R/L_{pFD} = 16.2$. The grey shaded area represents the experimental TAE range of frequencies.

mechanisms is reported, showing the beneficial impact of the high-frequency Alfvénic mode on the turbulence stabilization.

In order to assess the impact of the fast ions on the ion-scale turbulent transport, the electrostatic heat diffusivity χ_{ES} of the thermal species is plotted as a function of the normalized fast ion pressure gradient R/L_{pFD} in Figure 7. The flux-surface-averaged heat diffusivities are computed with nonlinear GENE simulations. A time average is then performed over a sufficiently large time window to ensure the flux convergence in each simulation (around $t \approx 1000 a/c_s$). Comparing to the simulation without fast ions (horizontal dashed lines), χ_{ES} are only slightly or partially reduced when the fast ion pressure gradient is not large enough to excite TAEs. This is represented by the cases with $R/L_{pFD} = 5.9$ and 8.1 . On the other hand, when the TAEs are destabilized for $R/L_{pFD} \geq 10.7$, the electrostatic heat diffusivities are strongly decreased, down to values around $\chi_{ES} \approx 0.5 - 1 \text{ m}^2/\text{s}$. A reduction of around 95% with respect to the case without fast ions is achieved in these latter cases. Moreover, such a suppression is necessary also to match the power balances computed by the integrated modeling TRANSP, and illustrated with an horizontal black dashed line also in Figure 7 for the thermal ions.

It is important to note that such a suppression is achieved in conditions of fully destabilized TAEs, as shown by the frequency spectrum of ϕ fluctuations for the cases with $R/L_{pFD} = 13.6$ and $R/L_{pFD} = 16.2$ in Figure 8, in good agreement with the experimental observations. This result, therefore, are in line with what previously reported [12, 19], where the partial reduction was obtained in conditions of marginal

stability of the fast-ion-driven modes.

It is to be stressed that in the current work mitigated electron transport is obtained also in conditions of fully destabilized AEs. Whereas for the case with $R/L_{pFD} = 16.2$, the electron electromagnetic heat diffusivity is $\chi_{EM}^e = 3.19 \text{ m}^2/\text{s}$, in the case with $R/L_{pFD} = 13.6$ $\chi_{EM}^e = 0.72 \text{ m}^2/\text{s}$, approaching the experimental power balance value of $\chi^e = 0.5 \text{ m}^2/\text{s}$. It is eventually reported that with a sensitivity scan on the ion and electron temperature gradient $R/L_{T_{i,e}}$ within the experimental uncertainty ($\sim 15\%$ of reduction) the consistency of both χ^i and χ^e is obtained. Indeed, for the case with $R/L_{pFD} = 13.6$ and reduced $R/L_{T_{i,e}}$, it is obtained $\chi^e = 0.69 \text{ m}^2/\text{s}$ (note that here the total, electrostatic plus electromagnetic, electron diffusivity χ^e is reported). In these latter configurations, the ion heat diffusivities are not strongly modified.

Therefore, it is implied that to obtain a validated gyrokinetic result for pulse #94701, a precise balance of TAE amplitude and background turbulence must be fulfilled. This latter condition reveals necessary due to the strong increment of the perturbed field fluctuations in case of larger R/L_{pFD} , thereby strongly affecting the transport levels. As demonstrated by the substantial stabilization of the turbulence-driven density fluctuations (Figure 2), which is in qualitative good agreement with the gyrokinetic modelling results, these conditions of proper balance are obtained in the three-ion scenario at JET.

Furthermore, it is to be noted that the GENE nonlinear simulations are performed retaining the $n = 4$ and $n = 7$ wavelengths, nonetheless excluding the $n \leq 3$ modes, as already reported in section 3. This constraint is due to the computational affordability of the numerical simulations, since including the $n \leq 3$ wavenumbers would have required to more than double the grid resolution in the binormal direction, affecting also the interplay with large-scale radial wavenumbers; therefore, extreme computational resources would have been necessary, which were not available for this study. Although this approximation, it is quite remarkable the agreement between the numerical and the experimental outcomes. This may suggest that the $n = 1$ and $n = 2$ wavenumbers, clearly stable in the experiment (see Figure 1), are not playing a crucial role in the mechanism; whereas the $n = 3$, expected to be unstable, may not impact the qualitative picture here described.

4.1. Strong zonal flow activity triggered by TAEs

In the following, the main causes of the ion-scale turbulent transport suppression are analyzed. Reminiscent of the mechanism proposed in Ref. [19], the large reduction of the electrostatic heat fluxes

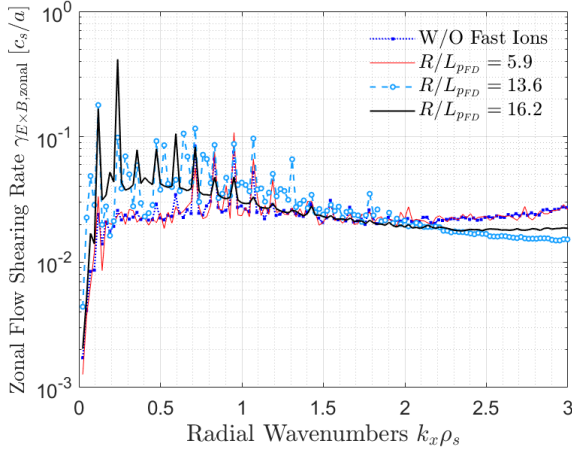


Figure 9: Zonal flow shearing rate $\gamma_{E \times B, \text{zonal}}$ as a function of the radial wavenumber $k_x \rho_s$ for four different cases.

is related to an increase of the zonal flow activity, which is well-known to have a beneficial effect on the ITG-driven turbulent transport [20, 21]. This is demonstrated by inspecting the spectrum of the zonal flow shearing rate $\gamma_{E \times B, \text{zonal}} \equiv |k_x^2 \phi(k_x, k_y = 0)|$ in the radial direction, illustrated in Figure 9 for different GENE simulations. It can be observed that a strong increase of $\gamma_{E \times B, \text{zonal}}$ is measured in the case of fully destabilized TAEs, i.e. for $R/L_{pFD} = 13.6$ and 16.2 . Such an increase with respect to the case without fast ions and with stable TAEs is especially noteworthy in the low- k_x region, where the ITG-induced transport is mainly concentrated. Therefore, the increase of the zonal flow activity can be related to the suppression of the ion-scale turbulent transport observed in conditions of fully destabilized TAEs.

Hence, the present work indicates that a multi-scale synergy between the zonal flows and the high-frequency TAEs is underlying. This is consistent with previous numerical results [19, 61, 62] and theoretical studies [63], which demonstrated a zonal flow generation due to an energy transfer from the TAE spatio-temporal scale. In order to enforce such a consideration, a multi-mode analysis has been performed. The employed bispectral method based on the wavelet decomposition [64–67] allows the detection of the nonlinear interaction between the considered wavevectors. This highlights the multi-scale coupling between the TAEs and the zonal flows. The wavelet transform of the perturbed electrostatic potential ϕ reads

$$W_{\phi_{k_x, k_y}}(\omega, t) = \int_{\mathbb{R}} \phi_{k_x, k_y}(\tau) \psi_{\omega}(t - \tau) d\tau \quad (5)$$

where the selected Morlet wavelet function ψ_{ω} is

$$\psi_{\omega}(t) = \sqrt{\frac{\omega}{2\pi}} e^{i\omega t} e^{-\frac{1}{2}(\frac{\omega t}{2\pi})^2} \quad (6)$$

with ω the frequency of the characteristic wavelet scale. Thus, the bispectral analysis identifies the intensity of the nonlinear coupling by measuring the modulus of the bispectrum, which is defined as

$$b^W(\omega', \omega'') = \left| \left\langle \int dt \sum (W_{\phi_{k_x, k_y}}(\omega, t))^{\dagger} \times W_{\phi_{k'_x, k'_y}}(\omega', t) W_{\phi_{k''_x, k''_y}}(\omega'', t) \right\rangle_z \right| \quad (7)$$

with the summation to be performed on both binormal and radial wavenumbers, \dagger indicating the complex conjugate and the brackets $\langle \cdot \rangle_z$ representing the average over the parallel direction.

Given the conditions $\omega = \omega' + \omega''$, $k_x = k'_x + k''_x$ and $k_y = k'_y + k''_y$ to be fulfilled for a nonlinear interaction, the considered triplets of wavevectors are limited in this analysis to the most destabilized TAE mode $(k'_x, k'_y) = (0, 0.05)$, the zonal flow components $(k''_x, k''_y) = (a, 0)$ and the missing mode to complete the triplets $(k_x, k_y) = (-a, 0.05)$, with $a \in [-k_{x, \text{max}}, +k_{x, \text{max}}]$. For the sake of clarity, in the following the expression of the specific bispectrum calculated in this study is reported:

$$b^W(\omega', \omega'') = \left| \left\langle \int dt \sum_{a=-k_{x, \text{max}}}^{k_{x, \text{max}}} (W_{\phi_{-a, 0.05}}(\omega, t))^{\dagger} \times W_{\phi_{0, 0.05}}(\omega', t) W_{\phi_{a, 0}}(\omega'', t) \right\rangle_z \right| \quad (8)$$

This calculation is done for the case with $R/L_{pFD} = 16.2$, in which TAEs are fully destabilized, in the TAE growing phase of the simulation. In Figure 10(a), the modulus of the bispectrum displays a dominant structure at the intersection between the TAE frequency range, represented by the white dashed lines, and the zonal flow frequency, i.e. $f'' = 0$. It is to be noted that the modulus of the bispectrum is here reported as a function of the frequency in standard units instead of the normalized ones ($f \equiv \omega/(2\pi)$). Thus, the analysis clearly shows that a three-wave nonlinear interaction occurs between the TAE and the zonal flow spatio-temporal scales. Considering the strong increase of the zonal flow activity in correspondence of the TAE destabilization, this analysis suggests that a net energy transfer from

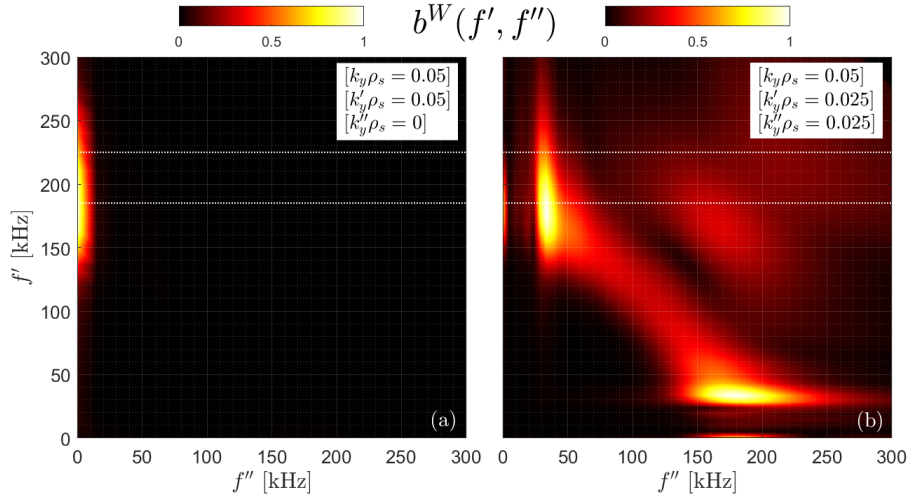


Figure 10: The normalized modulus of the wavelet bispectrum b^W of the electrostatic potential fluctuations for the simulation with $R/L_{pFD} = 16.2$. In (a), the triplets are $k_y \rho_s = 0.05$, $k'_y \rho_s = 0.05$ and $k''_y \rho_s = 0$. In (b), $k_y \rho_s = 0.05$, $k'_y \rho_s = 0.025$ and $k''_y \rho_s = 0.025$.

the TAE to the zonal wavelengths is underlying, as already demonstrated by analytical studies [63, 68] and shown to be occurring in numerical simulations [19].

4.2. Additional nonlinear interactions destabilizing low-frequency modes

Furthermore, as shown in the $\hat{\phi}$ spectrum of Figure 8, non-dominant spikes are present in the range $f \approx 20 - 40$ kHz, representing modes destabilized at $k_y \rho_s = 0.025$ and 0.05 . Since an accurate identification is still missing, for the sake of simplicity, the modes are called Low-Frequency Modes (LFMs) in the following. Thus, the same multi-mode analysis has been employed to study the dynamics of such nonlinearly excited instabilities in the low-frequency range. The bispectral analysis is performed for the wavevectors $(k'_x, k'_y) = (0, 0.05)$, the LFMs $(k''_x, k''_y) = (a, 0.025)$ and $(k_x, k_y) = (-a, 0.025)$, and hence the bispectral calculation in this case is performed as:

$$b^W(\omega', \omega'') = \left| \left\langle \int dt \sum_{a=-k_x, max}^{k_x, max} (W_{\phi_{-a, 0.025}}(\omega, t))^\dagger \times W_{\phi_{0, 0.05}}(\omega', t) W_{\phi_{a, 0.025}}(\omega'', t) \right\rangle_z \right| \quad (9)$$

As done in the previous section and depicted in panel (a) of Figure 10, also here the bispectrum is calculated for the case with $R/L_{pFD} = 16.2$. In panel (b), the modulus of the bispectrum for the case with $R/L_{pFD} = 16.2$ illustrates an effective nonlinear

interaction between the TAE and the LFM ranges of frequency. The same analysis carried out for $R/L_{pFD} = 13.6$ shows very similar results, not reported here for the sake of simplicity. These bispectral analyses have been performed in a time window different from the one displayed in panel (a). Indeed, while panel (a) refers to the TAE linear growing phase, in panel (b) the analysis is related to the TAE saturated phase. For the sake of clarity, if the same study on the LFM dynamics is performed in the TAE growing phase, or for lower fast ion pressure gradient case, the nonlinear coupling between LFMs and TAEs results absent or very weak [69]. These considerations suggest that the LFMs, are destabilized through an energy redistribution from the TAE to the LFM components when the TAE amplitude is larger than a critical threshold.

Interestingly, earlier experimental studies reported a very similar three-wave nonlinear interaction between TAEs and fishbone-like instabilities in the NSTX device [70]. This may indicate that the LFMs are destabilized when large-amplitude TAE-induced fluctuations are present. These modes may also be a fingerprints of the beneficial complex mechanism triggered by the highly energetic fast ions, since similar outcomes have been obtained in preliminary gyrokinetic studies on a specific TCV pulse which shows a turbulence reduction in the presence of highly energetic ions [69].

4.3. Role of cross phase in the transport suppression

The impact of the TAE destabilization on the cross-phase of the heat-flux-relevant quantities is now analyzed. Indeed, the transitioning of different

turbulence regimes can be detected by inspecting the cross phase between fluctuating physical parameters, such as the electrostatic potential and the electron/ion density or pressure [71]. This technique is widely used in experiments (see, e.g., [72]), and it could be also employed as an effective validating feature in gyrokinetic studies [73, 74]. In the present work instead, it is exploited to gain more insights on the turbulent transport suppression mechanism found to be active in the gyrokinetic simulations. As no cross-phase measurements are available in the three-ion scenario at JET, a comparison with experiments of such results is not possible to date.

Since the cross phase and the amplitude of the fluctuating quantities determines together the transport level, the phase angle α between the quantities A and B and defined as

$$\alpha(A \times B) = \tan^{-1}(Im(A/B)/Re(A/B)) \quad (10)$$

can indicate a possible underlying mechanism in the turbulent transport suppression. The phase angle distribution is illustrated in Figure 11 for three different cross phase, i.e. $\phi \times n$, $\phi \times T_{\parallel}$ and $\phi \times T_{\perp}$ (for the ^3He), and for two different cases, namely the simulation without fast ions (top row) and with $R/L_{pFD} = 16.2$ (bottom row). The cross phase is measured for each radial x and parallel z grid-point, and then collected into 62 bins spacing from $-\pi$ to $+\pi$. Eventually this is shown in histograms as a function of the binormal wavenumbers, after being averaged over a significant time window of the nonlinear GENE simulation and weighted by the amplitude of the product of the respective quantities absolute values at each $k_y \rho_s$. The three combinations displayed in Figure 11 are the kernel of the computation of the electrostatic thermal ion heat flux. Note that for the sake of simplicity only the quantities for the ^3He are reported, but a very similar behaviour is observed also for the thermal deuterium and for the electron quantities.

In the case without retaining the fast ion component, the turbulence is dominated by the ITG-induced fluctuations. This is confirmed by monitoring the cross phase, as illustrated by the top row of Figure 11. The dominant peaks of the distributions are localized at the binormal wavenumber $k_y \rho_s = 0.2$, in the ITG region, and the phase α is close to $\pi/2$ [75]. In these conditions of phase angle distribution, the heat transport is favorable [76]. Nevertheless, when the TAE regime is dominant, likewise in the case with $R/L_{pFD} = 16.2$, a noteworthy shift in the cross phase is observed. The dominant peaks in the contour plots of the bottom row of Figure 11 are indeed localized in the TAE spatial scales ($k_y \rho_s = 0.025$) and at $\alpha = \pm\pi$. This clearly demonstrates a mode transition from

ITG-dominated to TAE-dominated regime. Moreover, although the TAEs increase the amplitude of the field and physical parameter fluctuations, the heat flux is strongly reduced since the angle distribution is mainly in-phase. Indeed, when the relative phase between heat-flux-relevant quantities is a multiple of π , the transport cannot be developed. It should be stressed that, not only is the phase angle of the dominant peaks modified, but also the spatial scales at which the outward electrostatic heat fluxes are mainly generated are shifted. A similar phase angle shift has already been observed in earlier local gyrokinetic studies for JET plasmas [77], moving from an ITG-dominated regime to a KBM/BAE one. Eventually, this result of cross-phase shift from out-of-phase to in-phase conditions is consistent with the turbulent transport suppression measured with unstable TAEs. The preferentially cross-phase shift towards the values $\alpha = \pm\pi$, instead of $\alpha = 0$ which would be equivalent in term of contribution to the resultant heat flux, remains yet elusive. Future efforts will be dedicated to study this cross-phase shift in more details.

Therefore, the described picture may indicate a crucial role of the cross-phase angle distribution in the complex mechanism leading to the turbulent transport suppression. Indeed, a remarkable correlation between the heat flux reduction and the modification of the dominant structures in the cross phase distribution has been shown. As the zonal flow activity is hugely increased in conditions of fully destabilized TAEs, the cross-phase shift may be a subsequent effect of the strong sheared flows generated by such high-frequency TAEs [78, 79]. Nevertheless, a definitive answer to this issue is still elusive and further works are required.

5. Effects of the reversed shear on the fast-ion transport

In this section, the fast-ion transport induced by the large-amplitude TAE fluctuations of the fields is assessed, and possible actions to be considered for its control are suggested. Indeed, the total fast ion heat diffusivity in the case with fully destabilized TAEs ($R/L_{pFD} = 16.2$) is ${}^+\chi^{FD} = 76.1 \text{ m}^2/\text{s}$, with the superscript $+$ indicating the simulation with positive magnetic shear. This large value is caused by the perturbations of the electrostatic and magnetic potentials induced by the TAE destabilization. Even in the case of consistency with experimentally-derived power balances, i.e. with $R/L_{pFD} = 13.6$ and decreased $R/L_{T_{i,e}}$ by 15%, the fast-ion transport is far from being negligible (${}^+\chi^{FD} = 18.9 \text{ m}^2/\text{s}$). Nevertheless, the experimental outcomes imply that a good confinement for the fast ions generated through the three-ion scheme is achieved [22, 26, 80]. This

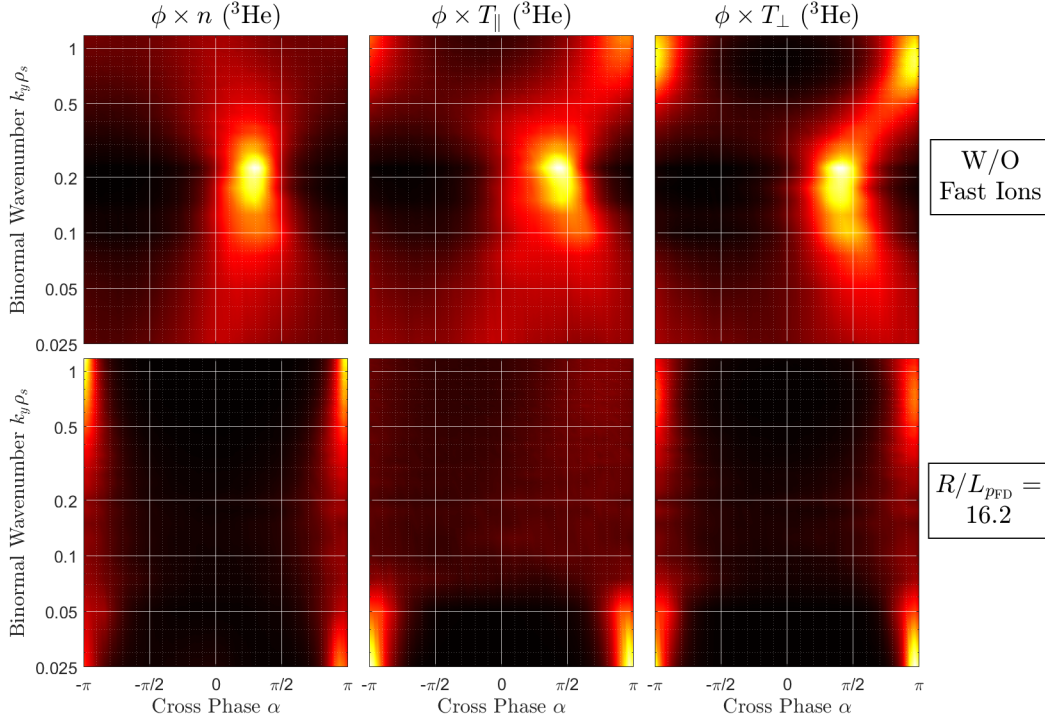


Figure 11: The cross-phase angle histograms for $\phi \times n$, $\phi \times T_{\parallel}$ and $\phi \times T_{\perp}$ of ^3He fluctuating quantities are displayed as a function of the binormal wavenumber for the case without including fast ions (top row) and for the case with $R/L_{pFD} = 16.2$ (bottom row).

consideration suggests that an additional mechanism improving the fast-ion confinement is present. A suitable candidate is represented by the modification of the magnetic equilibrium. Indeed, a systematic observation of chirping-up RSAEs destabilized in the three-ion scenario [22, 26, 36] demonstrates that the safety factor presents a non-monotonic radial profile. The physical mechanism leading to the reversal of the q -profile is however still not identified, although the substantial population of MeV-ions generated as co-passing particle in the plasma core may drive non-inductive current inducing, thus, the reversed magnetic shear [22, 26, 36]. An important concurrent observation with the RSAE destabilization is about the neutron rate and plasma stored energy signals. In fact, an increase of both these latter physical parameters is measured in the same time window where RSAEs are found unstable. This consideration suggests a correlation between the two phenomena, and also motivates the following gyrokinetic studies performed in negative magnetic shear geometry.

The simulations presented in the previous sections have been performed with a positive magnetic shear, as also displayed in Table 1. This is consistent with the EFIT equilibrium computed for pulse #94701 at $t \approx 9.6$ s. Moreover, as shown in the Mirnov coil spectrogram of Figure 1, only right after $t \approx$

9.6 s the chirping-up RSAE harmonics are clearly visible. As already pointed out, the detection of such instabilities distinctly indicates that a non-monotonic safety factor profile is obtained even in JET pulse #94701. The studies on the radial localization of the RSAEs place such Alfvén eigenmodes in the deep core [36]. Nevertheless, large uncertainties affect the calculation of the safety factor profile in the inner core. Thus, to possibly investigate and determine the shape of the q -profile in the core, detailed sensitivity scans with numerical simulations must be performed.

Therefore, in order to study the impact of a reversed q -profile, both linear and nonlinear gyrokinetic simulations have been carried out in different configurations. The only difference in the numerical setup reported in Table 1 is on the local value of the magnetic shear. This is justified by the will of disentangling other possible physical effects, and to focus only on the impact of the reversed shear on the turbulence regime and transport characteristics. In Figure 12, the linear growth rate and the mode frequency are plotted for three different binormal wavenumbers as a function of the magnetic shear value \hat{s} for the case with fast ion pressure gradient $R/L_{pFD} = 16.2$. The selected k_y represent the two TAE modes retained in the nonlinear simulations ($k_y \rho_s = 0.025$ and $k_y \rho_s = 0.05$) and the ITG peaking mode ($k_y \rho_s = 0.4$).

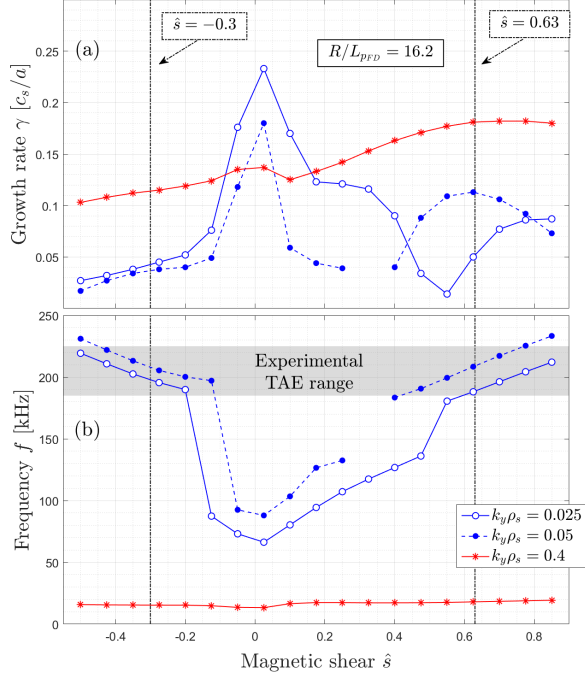


Figure 12: Linear growth rate (a) and mode frequency (b) for the binormal wavenumbers $k_y \rho_s = 0.025$, $k_y \rho_s = 0.05$ (TAE dominated) and $k_y \rho_s = 0.4$ (ITG dominated) are plotted as a function of the magnetic shear \hat{s} . The vertical dotted-dashed lines represent the two values of the magnetic shear employed in the nonlinear simulations.

The ITG growth rate is modified by the magnetic shear, presenting lower values in the negative magnetic shear region [81]. It is important to note that the ITG is the dominant instability for the selected space parameter $-0.5 < \hat{s} < 0.85$, as shown by the absence of sharp transitions in the mode frequency spectrum. For what concerns the wavenumbers $k_y \rho_s = 0.025$ and $k_y \rho_s = 0.05$, instead, the modification of the magnetic shear affects more strongly the TAE linear stability. As can be seen, the TAE is not the dominant instability in the range $0.1 \lesssim \hat{s} \lesssim 0.4$. Importantly, the negative magnetic shear already delineates a reduction of the linear growth rate, more evident for the wavelength $k_y \rho_s = 0.05$. Therefore, a lower turbulent transport is expected to develop in the nonlinear phase, however maintaining the TAE definitely unstable.

The negative magnetic shear has a stabilizing effect on the ballooning-type instabilities, by twisting the magnetic field lines along the particle motion and thus by reducing the curvature drive of the modes [82–84]. In the negative magnetic shear configuration, the ballooned perturbations are stabilized, and this explains the decrease of both ITG and TAE linear

growth rate shown in Figure 12. An additional mechanism consistent with the decrease of the TAE drive in this particular case is likely to be represented by the stabilizing effect of the negative magnetic shear on the trapped-particle-driven instabilities [82]. Indeed, as shown in Figure 6, the main contribution to the TAE excitation is given by the trapped fast ions. The stabilization of trapped-particle-driven instabilities has also been validated in experimental devices [85].

Therefore, an additional analysis in the linear regime has been carried out to enforce these latter considerations. The free energy exchanged in the velocity space has been analyzed for a numerical setup with $\hat{s} = -0.3$, following the method already described in section 3.1. In Figure 13, the fast-ion contribution to the instability for the binormal wavenumbers $k_y \rho_s = 0.025$ ($n = 4$) and 0.05 ($n = 7$), dominated by the TAE instability, is illustrated in the negative magnetic shear configuration. Comparing these contour plots with the positive magnetic shear ones reported in Figure 6, clear differences can be appreciated. The resonant structures within the trapping cone are strongly reduced. Indeed, at $k_y \rho_s = 0.05$, the resonance is more localized towards $v_{\parallel} = 0$, whereas for $k_y \rho_s = 0.025$ the structure has even disappeared, leaving the passing fast ions to mainly contribute to the TAE destabilization.

The nonlinear simulations then illustrate a coherent picture, where the negative magnetic shear configuration drastically reduces the fast-ion transport. This is shown in Figure 14, where the time evolution of the fast ion heat flux for both the configuration with $\hat{s} = 0.63$ (solid curves) and $\hat{s} = -0.3$ (dotted curves) are compared. After the modification of the magnetic equilibrium, occurring around $t = 200 a/c_s$, the fluxes settle at considerably lower levels. The horizontal black lines illustrate the time-averaged values, starting from which is possible to determine the heat diffusivities. Hence, the heat diffusivities move from $+\chi_{ES}^{FD} = 71.9 \text{ m}^2/\text{s}$ and $+\chi_{EM}^{FD} = 4.19 \text{ m}^2/\text{s}$ in the case with $\hat{s} = 0.63$ to $-\chi_{ES}^{FD} = 1.3 \text{ m}^2/\text{s}$ and $-\chi_{EM}^{FD} = 0.4 \text{ m}^2/\text{s}$, respectively for the electrostatic and electromagnetic contributions. Such a decrease implies that a better fast-ion confinement is achieved in conditions of negative magnetic shear, in which the TAEs are however found unstable. Indeed, since the TAEs are still dominating the frequency spectrum, the turbulent transport of the thermal ions is suppressed. Very slight variations of the thermal ion diffusivities are indeed measured moving from positive to negative shear configuration.

Hence, the decrease of the fast-ion transport in conditions of reversed magnetic shear measured in these gyrokinetic local simulations indicate an

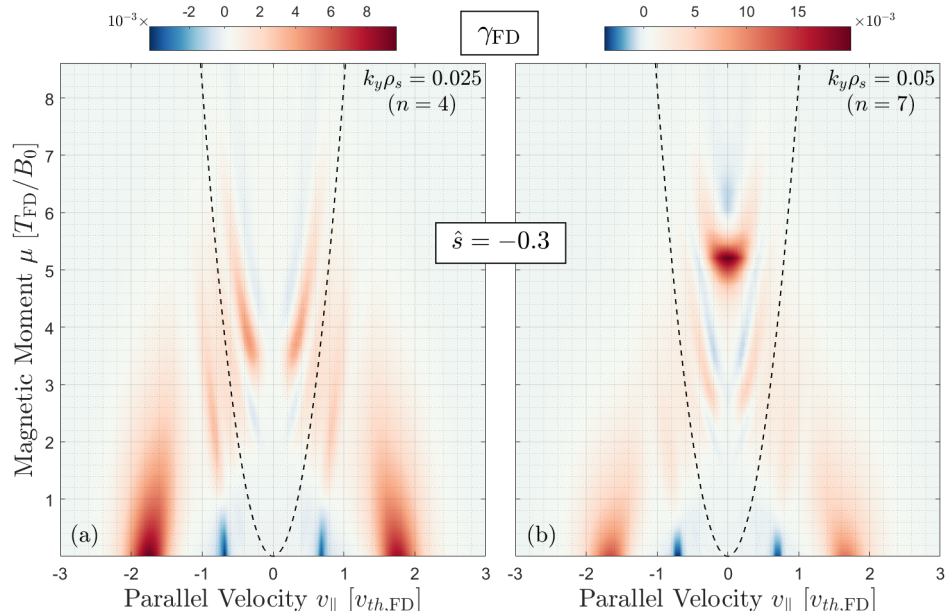


Figure 13: Fast-ion contribution γ_{FD} to the growth rate of the instability for the binormal wavenumbers $k_y \rho_s = 0.025$ (a) and 0.05 (b) are illustrated in the velocity space for the configuration with negative magnetic shear and $R/L_{p\text{FD}} = 16.2$. The black dashed line represents the trapping cone.

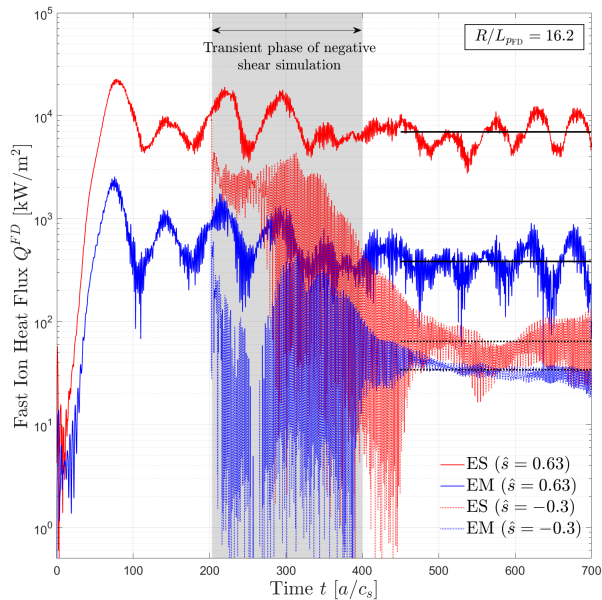


Figure 14: Time evolution of the electrostatic (red curves) and electromagnetic (blue curves) fast-ion heat fluxes in the configurations with positive (solid curves) and negative (dotted curves) magnetic shear for the case with $R/L_{p\text{FD}} = 16.2$. The grey shaded area represents the transient phase of the simulation with $\hat{s} = -0.3$, and the black horizontal lines the time averaged values of the heat fluxes.

improved confinement of the suprathermal component of the plasma. This may unveil a relation with the increased neutron rate and plasma energy content experimentally measured in conditions of destabilized RSAEs [22, 26]. However, although promising, further studies with more specific numerical tools are required to better assess the consistency of these results with the experimental outcomes.

6. Conclusions

The improvement of bulk-ion thermal confinement was observed in recent JET fast-ion experiments in D-³He plasmas with strong core electron heating from MeV-range D ions. The detailed transport analysis of these studies reveals a novel mechanism of turbulence suppression in the presence of highly energetic ions and unstable toroidal Alfvén eigenmodes.

In first place, linear gyrokinetic simulations, performed in the flux-tube approximation, successfully identify the unstable TAEs in good agreement with the experimental evidence. In addition, in-depth multi-code analyses describe the TAE excitation mechanism by trapped fast ions in their slowing-down process. Subsequently, the nonlinear simulations demonstrate a clear suppression of the electrostatic turbulent transport developed at the ion-scale only in conditions of unstable TAEs. A bispectral analysis establishes that a strong nonlinear coupling between the TAE and the zonal flow dynamics exists, suggesting that the strong stabilizing zonal activity is due to a net

energy transfer from the TAE scales consistently with earlier studies [19, 61, 63]. An additional underlying mechanism involving the shift of the cross phase of the heat-flux-relevant quantities from out-of-phase to in-phase is also demonstrated to have a crucial role in the turbulent transport suppression.

Numerical analyses about the impact of the non-monotonic q -profile on the fast-ion confinement are also performed. This reveals necessary due to the difficulty of measuring the q -profile in the inner core. A beneficial effect on the fast-ion heat flux is measured in the configuration with negative magnetic shear. This finding is in line with the experimental observations of increased neutron rate and total plasma energy content in conditions of reversed shear in the deep plasma core [22, 26]. It is to be noted that additional scans on the local values of q and \hat{s} may be required to assess the shape of the safety factor profile in the plasma core.

It is also to be noted that the validity of the flux-tube approximation used in the gyrokinetic numerical analyses has been carefully checked, also with experimental validating studies. Nevertheless, global simulations and detailed analyses on this specific topic are planned to be reported in future contributions, as non-local effects may also be important for a quantitative comparison with experimental diagnostic measurements.

These promising results indicate that similar conditions might be realized in ITER and future fusion power plants, where fusion-born alpha particles provide a strong source of core electron heating [86] and can potentially destabilize TAEs [6]. The latter effect is usually considered as potentially detrimental for plasma confinement. Nonetheless, the results of the present studies show that this is not necessarily so. TAEs can contribute to efficient ion heating through the onset of intense zonal flows, providing an improved thermal insulation of the central plasma. Earlier predictive gyrokinetic studies already pointed out a beneficial impact of the fusion-born alpha particles on the ITG-driven turbulent transport in ITER hybrid plasmas [2], but the AE activity was purposely avoided. Indeed, the current work shows that AE activity is not necessarily a phenomenon to be avoided in D-T plasmas, but actually one that could be purposely tailored using external actuators [87]. The identification of this mechanism for turbulence suppression has important implications for fusion research, as it holds promise to enhance the performance of future fusion devices with strong alpha particle heating.

It is finally noted that the concept of *anomalous* ion heating by alpha particles was introduced to explain the observed increase in T_i during the past full-scale D-T experiments on JET [88]. Consistently

with previous linear analyses [89, 90], the novel mechanism identified in this study points out that this anomalous ion heating could well be identified with the suppression of microturbulence when AEs are marginally stable or even unstable, resulting in a very effective heating of the thermal ions in plasmas with a significant population of MeV-range fast ions.

Data availability

The data that support the findings of this study are available upon reasonable request from the authors

Acknowledgements

S. Mazzi acknowledges Tobias Görler, Yann Camenen, Xavier Garbet and Alessandro Di Siena for valuable suggestions on the gyrokinetic analyses, Gerardo Giruzzi for fruitful suggestions on the article and Neal Crocker for reviewing accurately the results of this work.

Simulations were performed both on IRENE Joliot-Curie HPC system, in the framework of the PRACE project IONFAST, and on CINECA Marconi HPC within the project GENE4EP and WPJET1.

This work has been carried out within the framework of the EUROfusion Consortium, funded by the European Union via the Euratom Research and Training Programme (Grant Agreement No 101052200 — EUROfusion). Views and opinions expressed are however those of the author(s) only and do not necessarily reflect those of the European Union or the European Commission. Neither the European Union nor the European Commission can be held responsible for them.

One of the authors (D.Z.) has received financial support from the French National Research Agency (ANR) under contract number ANR-21-CE30-0018-01.

References

- [1] Stix, T. H. Fast-wave heating of a two-component plasma. *Nuclear Fusion*, 15:737, 1975.
- [2] Garcia, J., Görler, T., and Jenko, F. Isotope and fast ions turbulence suppression effects: Consequences for high- β ITER plasmas. *Physics of Plasmas*, 25(5):055902, 2018.
- [3] Chen, L. and Zonca, F. Physics of Alfvén waves and energetic particles in burning plasmas. *Reviews of Modern Physics*, 88(1):015008, 2016.
- [4] Cheng, C. Z., Chen, L., and Chance, M. S. High- n ideal and resistive shear Alfvén waves in tokamaks. *Annals of Physics*, 161(1):21–47, 1985.
- [5] Cheng, C. Z. and Chance, M. S. Low- n shear Alfvén spectra in axisymmetric toroidal plasmas. *Physics of Fluids*, 29:3695, 1986.
- [6] Pinches, S. D., Chapman, I. T., Lauber, Ph. W., Oliver, H. J. C., Sharapov, S. E., Shinohara, K., and Tani, K. Energetic ions in ITER plasmas. *Physics of Plasmas*, 22(2):021807, 2015.

- [7] Fasoli, A., Gormenzano, C., Berk, H.L., Breizman, B., Briguglio, S., Darrow, D.S., Gorelenkov, N., Heidbrink, W.W., Jaun, A., Konovalov, S.V., et al. Physics of energetic ions. *Nuclear Fusion*, 47:S264, 2007.
- [8] Gorelenkov, N., Pinches, S. D., and Toi, K. Energetic particle physics in fusion research in preparation for burning plasma experiments. *Nuclear Fusion*, 54(12):125001, 2014.
- [9] Todo, Y. Introduction to the interaction between energetic particles and Alfvén eigenmodes in toroidal plasmas. *Reviews of Modern Plasma Physics*, 3(1):1, 2019.
- [10] Heidbrink, W. W. and White, R. B. Mechanisms of energetic-particle transport in magnetically confined plasmas. *Physics of Plasmas*, 27(3):030901, 2020.
- [11] Romanelli, M., Zocco, A., and Crisanti, F. Fast ion stabilization of the ion temperature gradient driven modes in the Joint European Torus hybrid-scenario plasmas: a trigger mechanism for internal transport barrier formation. *Plasma Physics and Controlled Fusion*, 52(4):045007, 2010.
- [12] Citrin, J., Jenko, F., Mantica, P., Told, D., Bourdelle, C., Garcia, J., Haverkort, J. W., Hogeweij, G. M. D., Johnson, T., and Pueschel, M. J. Nonlinear stabilization of tokamak microturbulence by fast ions. *Physical Review Letters*, 111(15):155001, 2013.
- [13] Garcia, J., Challis, C., Citrin, J., Dörk, H., Giruzzi, G., Görler, T., Jenko, F., Maget, P., and Contributors, JET. Key impact of finite-beta and fast ions in core and edge tokamak regions for the transition to advanced scenarios. *Nuclear Fusion*, 55(5):053007, 2015.
- [14] Doerk, H., Bock, A., Di Siena, A., Fable, E., Görler, T., Jenko, F., Stober, J., et al. Turbulence in high-beta ASDEX Upgrade advanced scenarios. *Nuclear Fusion*, 58(1):016044, 2017.
- [15] Di Siena, A., Görler, T., Dörk, H., Poli, E., and Bilato, R. Fast-ion stabilization of tokamak plasma turbulence. *Nuclear Fusion*, 58(5):054002, 2018.
- [16] Holland, C., Luce, T. C., Grierson, B. A., Smith, S. P., Marinoni, A., Burrell, K. H., Petty, C. C., and Bass, E. M. Examination of stiff ion temperature gradient mode physics in simulations of DIII-D H-mode transport. *Nuclear Fusion*, 61(6):066033, 2021.
- [17] Garcia, J. and Contributors, JET. Electromagnetic and fast ions effects as a key mechanism for turbulent transport suppression at JET. *Plasma Physics and Controlled Fusion*, in press, 2022.
- [18] Citrin, J. and Mantica, P. Overview of tokamak turbulence stabilization by fast ions. *Submitted to Plasma Physics and Controlled Fusion*, 2022.
- [19] Di Siena, A., Görler, T., Poli, E., Bañon-Navarro, A., Biancalani, A., and Jenko, F. Electromagnetic turbulence suppression by energetic particle driven modes. *Nuclear Fusion*, 59(12):124001, 2019.
- [20] Diamond, P. H., Itoh, S. I., Itoh, K., and Hahm, T. S. Zonal flows in plasmas - a review. *Plasma Physics and Controlled Fusion*, 47:R35, 2005.
- [21] Biglari, H., Diamond, P. H., and Terry, P. W. Influence of sheared poloidal rotation on edge turbulence. *Physics of Fluids B: Plasma Physics*, 2:1, 1990.
- [22] Nocente, M., Kazakov, Y. O., Garcia, J., Kiptily, V. G., Ongena, J., Dreval, M., Fitzgerald, M., Sharapov, S. E., Stancar, Z., Weisen, H., et al. Generation and observation of fast deuterium ions and fusion-born alpha particles in JET plasmas with the 3-ion radio-frequency heating scenario. *Nuclear Fusion*, 60(12):124006, 2020.
- [23] Kazakov, Y. O., Van Eester, D., Dumont, R., and Ongena, J. On resonant ICRF absorption in three-ion component plasmas: a new promising tool for fast ion generation. *Nuclear Fusion*, 55(3):032001, 2015.
- [24] Kazakov, Y. O., Ongena, J., Wright, J. C., Wukitch, S. J., Lerche, E., Mantsinen, M. J., Van Eester, D., Craciunescu, T., Kiptily, V. G., Lin, Y., et al. Efficient generation of energetic ions in multi-ion plasmas by radio-frequency heating. *Nature Physics*, 13(10):973–978, 2017.
- [25] Ongena, J., Kazakov, Y. O., Baranov, Y., Hellesen, C., Eriksson, J., Johnson, T., Kiptily, V. G., Mantsinen, M. J., Nocente, M., Bilato, R., et al. Synergetic heating of D-NBI ions in the vicinity of the mode conversion layer in H-D plasmas in JET with the ITER like wall. In *EPJ Web of Conferences*, volume 157, page 02006. EDP Sciences, 2017.
- [26] Kazakov, Y. O., Ongena, J., Wright, J. C., Wukitch, S. J., Bobkov, V., Garcia, J., Kiptily, V. G., Mantsinen, M. J., Nocente, M., Schneider, M., et al. Physics and applications of three-ion ICRF scenarios for fusion research. *Physics of Plasmas*, 28(2):020501, 2021.
- [27] Gatu Johnson, M., Giacomelli, L., Hjalmarsson, A., Källne, J., Weiszflog, M., Sundén, E. A., Conroy, S., Ericsson, G., Hellesen, C., Ronchi, E., et al. The 2.5-MeV neutron time-of-flight spectrometer TOFOR for experiments at JET. *Nuclear Instruments and Methods in Physics Research Section A: Accelerators, Spectrometers, Detectors and Associated Equipment*, 591(2):417–430, 2008.
- [28] Riva, M., Esposito, B., Marocco, D., Belli, F., Syme, B., Contributors, JET, et al. The new digital electronics for the JET neutron profile monitor: Performances and first experimental results. *Fusion Engineering and Design*, 86(6-8):1191–1195, 2011.
- [29] Sahlberg, A., Eriksson, J., Conroy, S., Ericsson, G., Nocente, M., Kazakov, Y. O., and Contributors, JET. Spatially resolved measurements of RF accelerated deuterons at JET. *Nuclear Fusion*, 61(3):036025, 2021.
- [30] Hacquin, S., Sharapov, S. E., Alper, B., Challis, C. D., Fonseca, A., Mazzucato, E., Meigs, A., Meneses, L., Nunes, I., Pinches, S. D., et al. Localized X-mode reflectometry measurements of Alfvén eigenmodes on the JET tokamak. *Plasma Physics and Controlled Fusion*, 49(9):1371, 2007.
- [31] Meneses, L., Cupido, L., and Manso, M. E. A novel approach to correlation reflectometry. *Fusion Engineering and Design*, 86(6-8):552–555, 2011.
- [32] Mazzi, S., Garcia, J., Zarzoso, D., Kazakov, Y. O., Ongena, J., Dreval, M., Nocente, M., Stancar, Z., Szepesi, G., Eriksson, J., Sahlberg, A., Benkadda, S., and contributors, JET. Enhanced performance in fusion plasmas through turbulence suppression by MeV ions. *Nature Physics*, In press, 2022.
- [33] Fasoli, A., Borba, D., Bosia, G., Campbell, D. J., Dobbins, J. A., Gormenzano, C., Jacquinet, J., Lavanchy, P., Lister, J. B., Marmillod, P., et al. Direct measurement of the damping of toroidicity-induced alfvén eigenmodes. *Physical Review Letters*, 75(4):645, 1995.
- [34] Puglia, P., De Sa Pires, W., Blanchard, P., Dorling, S., Dowson, S., Fasoli, A., Figueiredo, J., Galvao, R., Graham, M., Jones, G., et al. The upgraded JET toroidal alfvén eigenmode diagnostic system. *Nuclear Fusion*, 56(11):112020, 2016.
- [35] Hawrylyuk, R. J. An empirical approach to tokamak transport. In *Physics of Plasmas Close to Thermonuclear Conditions*, pages 19–46. Elsevier, 1981.
- [36] Dreval, M., Sharapov, S. E., Kazakov, Y., Ongena, J., Nocente, M., Calado, R., Coelho, R., Ferreira, J., Figueiredo, A. C. A., Fitzgerald, M., et al. Alfvén cascade eigenmodes above the TAE-frequency and localization of Alfvén modes in D-3He plasmas on JET. *Nuclear Fusion*, 2021.
- [37] Jenko, F., Dorland, W., Kotschenreuther, M., and Rogers, B. N. Electron temperature gradient driven turbulence.

- Physics of Plasmas*, 7(5):1904–1910, 2000.
- [38] Štancar, Ž., Ghani, Z., Eriksson, J., Žohar, A., Conroy, S., Kazakov, Ye. O., Craciunescu, T., Kirov, K., Nocente, M., Garzotti, L., et al. Experimental validation of an integrated modelling approach to neutron emission studies at JET. *Nuclear Fusion*, 61(12):126030, 2021.
- [39] Miller, R. L., Chu, M.-S., Greene, J. M., Lin-Liu, Y. R., and Waltz, R. E. Noncircular, finite aspect ratio, local equilibrium model. *Physics of Plasmas*, 5(4):973–978, 1998.
- [40] Di Siena, A., Görler, T., Dörk, H., Bilato, R., Citrin, J., Johnson, T., Schneider, M., Poli, E., and Contributors, JET. Non-maxwellian fast particle effects in gyrokinetic GENE simulations. *Physics of Plasmas*, 25(4):042304, 2018.
- [41] Bonanomi, N., Mantica, P., Di Siena, A., Delabie, E., Giroud, C., Johnson, T., Lerche, E., Memmuir, S., Tsalas, M., Van Eester, D., et al. Turbulent transport stabilization by ICRH minority fast ions in low rotating JET ILW L-mode plasmas. *Nuclear Fusion*, 58(5):056025, 2018.
- [42] Maeyama, S., Idomura, Y., Watanabe, T.-H., Nakata, M., Yagi, M., Miyato, N., Ishizawa, A., and Nunami, M. Cross-scale interactions between electron and ion scale turbulence in a tokamak plasma. *Physical Review Letters*, 114(25):255002, 2015.
- [43] Howard, N. T., Holland, C., White, A. E., Greenwald, M., Candy, J., and Creely, A. J. Multi-scale gyrokinetic simulations: Comparison with experiment and implications for predicting turbulence and transport. *Physics of Plasmas*, 23(5):056109, 2016.
- [44] Parisi, J. F., Parra, F. I., Roach, C. M., Giroud, C., Dorland, W., Hatch, D. R., Barnes, M., Hillesheim, J. C., Aiba, N., Ball, J., et al. Toroidal and slab ETG instability dominance in the linear spectrum of JET-ILW pedestals. *Nuclear Fusion*, 60(12):126045, 2020.
- [45] Bonanomi, N., Mantica, P., Citrin, J., Görler, T., Teaca, B., and Contributors, JET. Impact of electron-scale turbulence and multi-scale interactions in the JET tokamak. *Nuclear Fusion*, 58(12):124003, 2018.
- [46] Citrin, J., Angioni, C., Bonanomi, N., Casson, F. J., Görler, T., Maeyama, S., Mantica, P., Mariani, A., Staebler, G., Watanabe, T. H., et al. Validating reduced turbulence model predictions of Electron Temperature Gradient transport on a JET improved-confinement scenario. In *47th EPS Conference on Plasma Physics*, 2021.
- [47] Mariani, A., Bonanomi, N., Mantica, P., Angioni, C., Görler, T., Sauter, O., and Staebler, G. M. Experimental investigation and gyrokinetic simulations of multi-scale electron heat transport in JET, AUG, TCV. *Nuclear Fusion*, 2021.
- [48] Staebler, G. M., Howard, N. T., Candy, J., and Holland, C. A model of the saturation of coupled electron and ion scale gyrokinetic turbulence. *Nuclear Fusion*, 57(6):066046, 2017.
- [49] Fu, G. Y. and Van Dam, J. W. Excitation of the toroidicity-induced shear Alfvén eigenmode by fusion alpha particles in an ignited tokamak. *Physics of Fluids B: Plasma Physics*, 1(10):1949–1952, 1989.
- [50] Beer, M. A., Cowley, S. C., and Hammett, G. W. Field-aligned coordinates for nonlinear simulations of tokamak turbulence. *Physics of Plasmas*, 2(7):2687–2700, 1995.
- [51] Bass, E. M. and Waltz, R. E. Gyrokinetic simulations of mesoscale energetic particle-driven Alfvénic turbulent transport embedded in microturbulence. *Physics of Plasmas*, 17(11):112319, 2010.
- [52] Sheng, H., Waltz, R. E., and Staebler, G. M. Alfvén eigenmode stability and critical gradient energetic particle transport using the Trapped-Gyro-Landau-Fluid model. *Physics of Plasmas*, 24(7):072305, 2017.
- [53] Mazzi, S., Zarzoso, D., Garcia, J., Görler, T., Di Siena, A., Camenen, Y., Benkadda, S., Yoshida, M., Hayashi, N., and Shinohara, K. Impact of fast ions on a trapped-electron-mode dominated plasma in a JT-60U hybrid scenario. *Nuclear Fusion*, 60(4):046026, 2020.
- [54] Hatzky, R., Tran, T. M., Könies, A., Kleiber, R., and Allfrey, S. J. Energy conservation in a nonlinear gyrokinetic particle-in-cell code for ion-temperature-gradient-driven modes in θ -pinch geometry. *Physics of Plasmas*, 9(3):898–912, 2002.
- [55] Manas, P., Camenen, Y., Benkadda, S., Hornsby, W. A., and Peeters, A. G. Enhanced stabilisation of trapped electron modes by collisional energy scattering in tokamaks. *Physics of Plasmas*, 22(6):062302, 2015.
- [56] Bañon Navarro, A., Morel, P., Albrecht-Marc, M., Carati, D., Merz, F., Görler, T., and Jenko, F. Free energy balance in gyrokinetic turbulence. *Physics of Plasmas*, 18(9):092303, 2011.
- [57] Bañon Navarro, A. Gyrokinetic large eddy simulations. 2012.
- [58] Di Siena, A. *Implementation and investigation of the impact of different background distributions in gyrokinetic plasma turbulence studies*. PhD thesis, Universität Ulm, 2020.
- [59] Zarzoso, D. and Del-Castillo-Negrete, D. Anomalous losses of energetic particles in the presence of an oscillating radial electric field in fusion plasmas. *Journal of Plasma Physics*, 86(2):795860201, 2020.
- [60] Zarzoso, D., Negrete, D. D. C., Lacroix, R., Bernard, P.-E., and Touzet, S. Transport and losses of fusion-born alpha particles in the presence of tearing modes using the new Toroidal Accelerated Particle Simulator (TAPAS). *Plasma Physics and Controlled Fusion*, 64(4):044003, 2022.
- [61] Todo, Y., Berk, H. L., and Breizman, B. N. Nonlinear magnetohydrodynamic effects on Alfvén eigenmode evolution and zonal flow generation. *Nuclear Fusion*, 50(8):084016, 2010.
- [62] Zhang, H., Ma, Z., Zhu, J., Zhang, W., and Qiu, Z. Zonal flow generation and toroidal Alfvén eigenmode excitation due to tearing mode induced energetic particle redistribution. *Nuclear Fusion*, 2021.
- [63] Qiu, Z., Chen, L., and Zonca, F. Effects of energetic particles on zonal flow generation by toroidal Alfvén eigenmode. *Physics of Plasmas*, 23(9):090702, 2016.
- [64] Grésillon, D. and Benkadda, M. S. Direct mode-mode coupling observation in the fluctuations of nonstationary transparent fluid. *The Physics of Fluids*, 31(7):1904–1909, 1988.
- [65] Meneveau, C. Analysis of turbulence in the orthonormal wavelet representation. *Journal of Fluid Mechanics*, 232:469–520, 1991.
- [66] Van Milligen, B. Ph., Hidalgo, C., and Sanchez, E. Nonlinear phenomena and intermittency in plasma turbulence. *Physical Review Letters*, 74(3):395, 1995.
- [67] Zarzoso, D., Migliano, P., Grandgirard, V., Latu, G., and Passeron, C. Nonlinear interaction between energetic particles and turbulence in gyro-kinetic simulations and impact on turbulence properties. *Nuclear Fusion*, 57(7):072011, 2017.
- [68] Chen, L. and Zonca, F. Nonlinear excitations of zonal structures by toroidal Alfvén eigenmodes. *Physical Review Letters*, 109(14):145002, 2012.
- [69] Mazzi, S. *Impact of fast ions on microturbulence in fusion plasmas*. PhD thesis, Aix-Marseille Université, 2021.
- [70] Crocker, N. A., Peebles, W. A., Kubota, S., Fredrickson, E. D., Kaye, S. M., LeBlanc, B. P., and Menard, J. E. Three-wave interactions between fast-ion modes in the national spherical torus experiment. *Physical Review Letters*, 97(4):045002, 2006.

- [71] Scott, B. D. Drift wave versus interchange turbulence in tokamak geometry: Linear versus nonlinear mode structure. *Physics of Plasmas*, 12(6):062314, 2005.
- [72] Manz, P., Happel, T., Stroth, U., Eich, T., Silvagni, D., et al. Physical mechanism behind and access to the I-mode confinement regime in tokamaks. *Nuclear Fusion*, 60(9):096011, 2020.
- [73] White, A. E., Peebles, W. A., Rhodes, T. L., Holland, C. H., Wang, G., Schmitz, L., Carter, T. A., Hillesheim, J. C., Doyle, E. J., Zeng, L., et al. Measurements of the cross-phase angle between density and electron temperature fluctuations and comparison with gyrokinetic simulations. *Physics of Plasmas*, 17(5):056103, 2010.
- [74] Görler, T., White, A. E., Told, D., Jenko, F., Holland, C., and Rhodes, T. L. A flux-matched gyrokinetic analysis of DIII-D L-mode turbulence. *Physics of Plasmas*, 21(12):122307, 2014.
- [75] Told, D., Jenko, F., Görler, T., Casson, F. J., Fable, E., and Team, ASDEX Upgrade. Characterizing turbulent transport in ASDEX Upgrade L-mode plasmas via nonlinear gyrokinetic simulations. *Physics of Plasmas*, 20(12):122312, 2013.
- [76] Görler, T. *Multiscale effects in plasma microturbulence*. PhD thesis, Universität Ulm, 2009.
- [77] Doerk, H., Challis, C., Citrin, J., Garcia, J., Görler, T., Jenko, F., and Contributors, JET. Gyrokinetic study of turbulence suppression in a JET-ILW power scan. *Plasma Physics and Controlled Fusion*, 58(11):115005, 2016.
- [78] Terry, P. W., Newman, D. E., and Ware, A. S. Suppression of transport cross phase by strongly sheared flow. *Physical Review Letters*, 87(18):185001, 2001.
- [79] Birkenmeier, G., Ramisch, M., Schmid, B., and Stroth, U. Experimental evidence of turbulent transport regulation by zonal flows. *Physical Review Letters*, 110(14):145004, 2013.
- [80] Kazakov, Y. O., Nocente, M., Mantsinen, M., Ongena, J., Baranov, Y., Craciunescu, T., Dreval, M., Dumont, R., Eriksson, J., Garcia, J., et al. Plasma heating and generation of energetic D ions with the 3-ion ICRF + NBI scheme in mixed H-D plasmas at JET-ILW. *Nuclear Fusion*, 60(11):112013, 2020.
- [81] Dong, J. Q., Zhang, Y. Z., Mahajan, S. M., and Guzdar, P. N. Study of microinstabilities in toroidal plasmas with negative magnetic shear. *Physics of Plasmas*, 3(8):3065–3072, 1996.
- [82] Kadomtsev, B. B. and Pogutse, O.P. Plasma instability due to particle trapping in a toroidal geometry. *Sov. Phys. JETP*, 24:1172–1179, 1967.
- [83] Antonsen Jr., T. M., Drake, J. F., Guzdar, P. N., Hassam, A. B., Lau, Y. T., Liu, C. S., and Novakovskii, S. V. Physical mechanism of enhanced stability from negative shear in tokamaks: Implications for edge transport and the L-H transition. *Physics of Plasmas*, 3(6):2221–2223, 1996.
- [84] Beeke, O., Barnes, M., Romanelli, M., Nakata, M., and Yoshida, M. Impact of shaping on microstability in high-performance tokamak plasmas. *Nuclear Fusion*, 61(6):066020, 2021.
- [85] Kessel, C., Manickam, J., Rewoldt, G., and Tang, W. M. Improved plasma performance in tokamaks with negative magnetic shear. *Physical Review Letters*, 72(8):1212, 1994.
- [86] Stix, T. H. Heating of toroidal plasmas by neutral injection. *Plasma Physics*, 14:367, 1972.
- [87] Garcia-Munoz, M., Sharapov, S. E., Van Zeeland, M. A., Ascasibar, E., Cappa, A., Chen, L., Ferreira, J., Galdon-Quiroga, J., Geiger, B., Gonzalez-Martin, J., et al. Active control of Alfvén eigenmodes in magnetically confined toroidal plasmas. *Plasma Physics and Controlled Fusion*, 61(5):054007, 2019.
- [88] Thomas, P. R., Andrew, P., Balet, B., Bartlett, D., Bull, J., De Esch, B., Gibson, A., Gowers, C., Guo, H., Huysmans, G., et al. Observation of alpha heating in JET DT plasmas. *Physical Review Letters*, 80(25):5548, 1998.
- [89] Testa, D. and Albergante, M. Evidence for a new path to the self-sustainment of thermonuclear fusion in magnetically confined plasmas. *EPL (Europhysics Letters)*, 97(3):35003, 2012.
- [90] Testa, D. and Albergante, M. A phenomenological explanation for the anomalous ion heating observed in the JET alpha-heating experiment of 1997. *Nuclear Fusion*, 52(8):083010, 2012.