



# Accurate computed singlet–triplet energy differences for cobalt systems: implication for two-state reactivity

Léo Chaussy, Denis Hagebaum-Reignier, Stéphane Humbel, Paola Nava

## ► To cite this version:

Léo Chaussy, Denis Hagebaum-Reignier, Stéphane Humbel, Paola Nava. Accurate computed singlet–triplet energy differences for cobalt systems: implication for two-state reactivity. *Physical Chemistry Chemical Physics*, 2022, 24 (36), pp.21841-21852. 10.1039/D2CP03291K . hal-03836748

**HAL Id: hal-03836748**

**<https://hal.science/hal-03836748>**

Submitted on 2 Nov 2022

**HAL** is a multi-disciplinary open access archive for the deposit and dissemination of scientific research documents, whether they are published or not. The documents may come from teaching and research institutions in France or abroad, or from public or private research centers.

L'archive ouverte pluridisciplinaire **HAL**, est destinée au dépôt et à la diffusion de documents scientifiques de niveau recherche, publiés ou non, émanant des établissements d'enseignement et de recherche français ou étrangers, des laboratoires publics ou privés.

# Accurate computed singlet-triplet energy differences for cobalt systems: implication for two-state reactivity.<sup>†</sup>

Léo Chaussy,<sup>a</sup> Denis Hagebaum-Reignier,<sup>a</sup> Stéphane Humbel,<sup>a</sup> and Paola Nava<sup>\*a</sup>

Accurate singlet-triplet energy differences for cobalt and rhodium complexes were calculated by using several wave function methods, such as MRCISD, CASPT2, CCSD(T) and BCCD(T). Relaxed energy differences were obtained by considering the singlet and triplet complexes, each at the minimum of their potential energy surfaces. Active spaces for multireference calculations were carefully checked to provide accurate results. The considered systems are built by increasing progressively the first coordination sphere around the metal. We included in our set two CpCoX complexes (Cp = cyclopentadienyl, X = alkenyl ligand), which have been suggested as intermediates in cycloaddition reactions. Indeed, cobalt systems have been used for more than a decade as active species in this kind of transformations, for which a two-state reactivity has been proposed. Most of the considered systems display a triplet ground state. However, in the case of a reaction intermediate, while a triplet ground state was predicted on the basis of Density Functional Theory results, our calculations suggest a singlet ground state. This stems from the competition between the exchange term (stabilising the triplet) and the accessibility of an intramolecular coordination (stabilising the singlet). This finding has an impact on the general mechanism of the cycloaddition reaction. Analogous rhodium systems were also studied and, as expected, they have a larger tendency to electron pairing than cobalt species.

## 1 Introduction

Transition metal complexes (TM), in particular those of the first-row, are versatile but challenging objects of study: they can exist under several oxidation and spin states, showing spin-crossover phenomena,<sup>1–3</sup> spin-forbidden reactivity, or multistate reactivity.<sup>4–7</sup> They may undergo ‘spin-accelerated reactivity’, when changes in spin states impact the kinetic of catalytic or metal-mediated transformations, in enzymatic or (bio)inorganic reactions.<sup>8,9</sup> All these phenomena are dictated by the shape and relative energetic positions of close-lying spin-state potential energy surfaces. Thus, if an accurate evaluation of spin-state energetics in transition-metal complexes is fundamental for the comprehension of their magnetic and optical properties, it is also essential for the description of their reactivity.

From a theoretical point of view, calculations of accurate energy differences between low-lying states of TM complexes are not trivial, as they need to take into account the effects of electron correlation, both dynamical and nondynamical. As well documented, Density Functional Theory (DFT) can be exploited for treating large systems, but the results strongly depend on the exchange-correlation functional.<sup>10–13</sup> Delocalisation error in semilocal density functionals can lead to an overstabilisation of low spin states, while the inclusion of some Hartree-Fock exchange can introduce a bias towards high spin ground states.<sup>14–16</sup> Several attempts have been made to compare DFT results with

other *ab-initio* computed energies differences.<sup>17–23</sup> In the framework of wave function theory, methods that provide strategies for systematic improvements of the results have been developed. Each approach has its advantages and drawbacks. The coupled-cluster CCSD(T) method is identified as the ‘golden standard’ for single-reference systems.<sup>24–26</sup> An alternative to CCSD(T) is the BCCD(T) approach.<sup>27,28</sup> This method is useful when the reference Hartree-Fock relaxes strongly in the presence of correlation, for instance for heavy atoms. It employs Brückner orbitals, directly incorporating orbital relaxation effects into the reference wave function, otherwise included indirectly by computing single excitations.<sup>29</sup> Besides their cost, these methods could present some deficiencies for systems with a non-negligible multireference character. In those cases, the use of multiconfigurational perturbation theory methods, such as CASPT2,<sup>30</sup> RASPT2,<sup>31</sup> or NEVPT2,<sup>32</sup> becomes relevant. A perturbation treatment is performed to recover the dynamical correlation on top of a reference wave function obtained at the CAS (complete active space) or RASSCF (restricted active space self-consistent field) level. The analysis of the multiconfigurational wave function can also offer the opportunity to gain valuable insights into the mechanisms leading to the stabilisation of a given spin state with respect to the others.<sup>33,34</sup> Multiconfigurational perturbation methods have been widely employed, however, the accuracy of the calculations depends dramatically on the choice of the active space. Moreover, Pierloot and coworkers have recently shown that CASPT2 treats correctly valence correlation effects, but tends to overstabilise high-spin states of first-row TM, as a consequence of the poor treatment of semicore 3s3p electron correlation.<sup>24</sup>

In this work we propose a computational study of cobalt complexes relevant for reactivity. Although second- and third-row

<sup>a</sup> Aix-Marseille Univ, CNRS, Centrale Marseille, iSm2, Marseille, France

<sup>\*</sup> Corresponding author. E-mail: [paola.nava@univ-amu.fr](mailto:paola.nava@univ-amu.fr)

<sup>†</sup> Electronic Supplementary Information (ESI) available: Complete computational details, basis sets, active spaces, structural parameters, energies and coordinates.

See DOI: 10.1039/D2CP03291K/

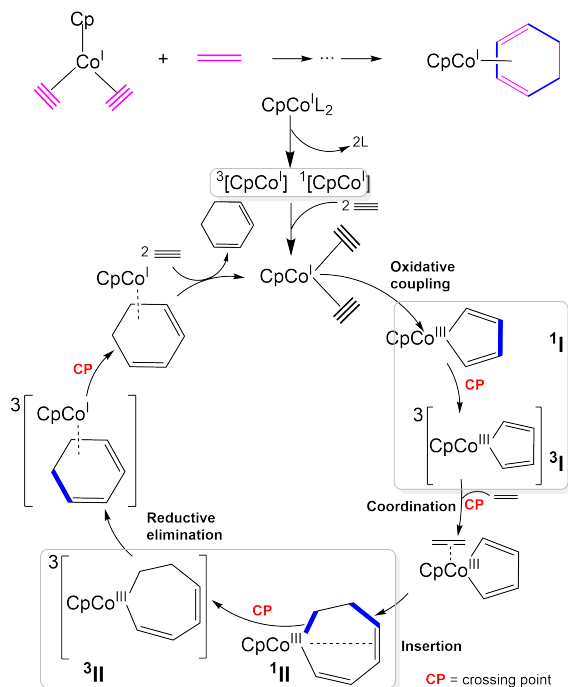


Fig. 1 General mechanism for a [2+2+2] cycloaddition reaction catalysed by a  $\text{CpCoL}_2$  complex.<sup>35</sup> Hypothetical triplet species are indicated. The blue bonds show the C-C bonds formed in the mechanistic step.

transition metals have been proven for several decades to be efficient and robust catalysts in several processes, first-row transition metals are more abundant and accessible, motivating the increasing interest towards their use.<sup>36</sup> Transition metal-catalysed [2+2+2] cycloaddition reactions exploiting  $\text{CpCoL}_2$  complexes are well established methods for the synthesis of functionalised (hetero)aromatic polycyclic compounds.<sup>37–39</sup> Reaction mechanisms that have been proposed on the basis of DFT calculations suggest a two-state reactivity, presenting several crossings between singlet and triplet potential energy surfaces. A general catalytic cycle for a prototypical [2+2+2] cycloaddition reaction is proposed in Figure 1, where possible crossing points between intermediates on singlet and triplet potential energy surfaces are indicated, as suggested in the literature.<sup>35</sup> The active species is a  $\text{CpCo}$  fragment, which is obtained from a  $\text{CpCoL}_2$  complex. The compound  $\text{CpCo}(\text{CO})_2$  is often employed as a precursor, which requires a photochemical activation to promote the dissociation of the two CO molecules, leading to a triplet  $^3[\text{CpCo}]$ . The coordination of two unsaturated substrates (here two alkynes), occurs on the singlet potential energy surface. The oxidative coupling follows, leading to a singlet intermediate **I**, for which the triplet state is accessible. The coordination of a new unsaturated substrate (here an alkene) is possible on the singlet potential energy surface, where the insertion step takes place. It has been suggested that the final reductive elimination could imply again a crossing to the triplet potential energy surface from **1II** to **3II**, and back to the singlet potential energy surface for the final step of the reaction. Although meta-GGA and GGA functionals have been employed to treat cobalt two-state reactivities,<sup>9,40</sup> many studies employ hybrid functionals, such as B3LYP,<sup>35</sup> which incorporate

some Hartree-Fock exchange and may artificially destabilise singlet with respect to triplet states.

As reaction intermediates are often short-living species, hard to isolate and characterise from an experimental point of view, it is difficult to obtain direct evidences to validate a proposed theoretical mechanism. Our computational study aims at evaluating how the singlet-triplet energy difference evolves in cobalt complexes. From the naked  $\text{Co}^+$  cation, its first coordination sphere is constructed block by block to reach the intermediates of the cycloaddition reaction preceding the final reductive elimination step. We are interested in comparing energies between the singlet complexes and the triplet complexes, each at the minimum of their potential energy surfaces. The singlet-triplet gaps relate to the electron-pairing energy that is expected to decrease from a lighter to a heavier atom in a group, due to the expansion of the valence shell. It is therefore predictable that analogous Rh complexes would systematically display smaller singlet-triplet energy differences. A comparison between cobalt and rhodium systems is valuable to verify and quantify this trend. *Ab-initio* studies on closely related metallocenes demonstrated that cobalt complexes possess a certain degree of multiconfigurational character.<sup>21,41,42</sup> Thus, besides single reference coupled cluster approach CCSD(T) and BCCD(T), multireference CASSCF methods followed by a dynamical correlation treatment, CASPT2 or Multi-Reference Configuration Interaction with Single and Double excitations (MR-CISD), are employed to gain a deeper understanding of the electronic structure of the cobalt systems involved in the cycloaddition mechanism. Finally, we compare our more reliable values with results obtained from some common DFT functionals. For comparison, Rh(I) systems have been also computed.

## 2 Systems and computational details

In the following, results are presented in terms of  $\Delta E_{ST}$ , defined as:

$$\Delta E_{ST} = E_S - E_T \quad (1)$$

where  $E_S$  and  $E_T$  are the electronic energies computed on the optimised structures for the singlet and for the triplet states, respectively. Hence,  $\Delta E_{ST}$  is not a vertical, but a relaxed energy difference.

### 2.1 Systems

The systems considered in this work are presented in Figure 2. The smallest is the experimentally characterised cobalt(I) ion, with a  $d^8$  external electronic configuration: the ground state is a  $^3F$ , with a higher lying  $^1D$  with 8 electrons distributed over the  $3d$  shell. From here, several complexes have been constructed by adding ligands and building progressively a complete coordination sphere around the metal:  $[\text{Co}(\text{C}_2\text{H}_4)]^+$ ,  $\text{CpCo}$  and  $[\text{CpCo}(\text{C}_2\text{H}_4)]$ . These systems, where the metal center is formally a Co(I), constitute our training set for comparing the performances of *ab-initio* methods. The corresponding Rh(I) analogues ( $\text{Rh}^+$ ,  $[\text{Rh}(\text{C}_2\text{H}_4)]^+$ ,  $\text{CpRh}$  and  $[\text{CpRh}(\text{C}_2\text{H}_4)]$ ) were also treated. Next, we build the systems **I** and **II**, where the metal center is formally a Co(III): they reproduce the key intermediates

of the cycloaddition reaction following the oxidative coupling (I) and preceding the elimination step (II), Figure 1. When going from  $[\text{CpCo}(\text{C}_2\text{H}_4)]$  to **I**, although the metal formally changes from Co(I) to Co(III), the electron counting leads again to a 16-electron complex. The triplet state of **II** is, as well, a 16-electron complex, while the singlet is a 18-electron complex.

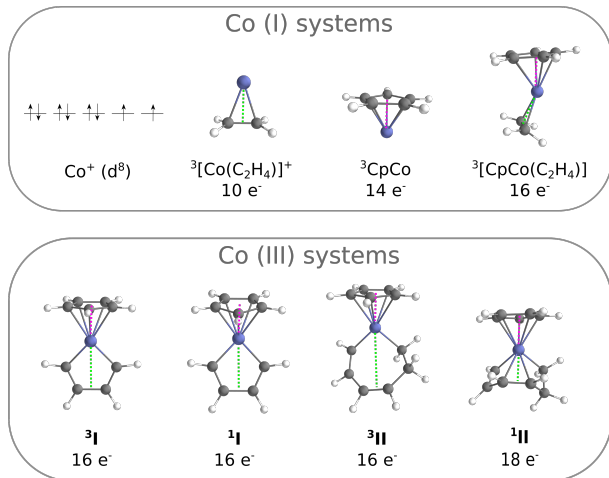


Fig. 2 B3LYP-D3 structures of the cobalt systems treated in this work.

Geometry optimisations were performed at the DFT level, on singlet and triplet complexes, treated as a minimum on their potential energy surfaces. Calculations were carried out with some common functionals (geometries were re-optimised with each functional), using the TURBOMOLE program package:<sup>43</sup> TPSSh-D3,<sup>44–48</sup> PBE0-D3,<sup>44–46,49,50</sup> B3LYP-D3,<sup>44,45,51–54</sup> CAM-B3LYP,<sup>55</sup> TPSS-D3,<sup>44–47</sup> PBE-D3,<sup>44–46,49</sup> BP86-D3,<sup>44,45,51,52,56</sup> and GAUSSIAN 09:<sup>57</sup> M06,<sup>58</sup> M06-L.<sup>58</sup> The D3 suffix denotes Grimme’s dispersion corrections.<sup>59</sup> The basis set is of def2-TZVP quality for C and H, and of def2-QZVPP quality for the metal centers (Co and Rh), together with a relativistic effective core potential RECP for Rh.<sup>60,61</sup> As the RI-J technique was exploited,<sup>62,63</sup> the corresponding auxiliary basis functions were selected.<sup>64</sup>

Selected geometry parameters are reported in Table 1, as computed at the B3LYP-D3 level of theory. In general, singlet and triplet systems have similar structures with Co-C distances that are slightly longer for triplet-state than for singlet-state complexes.<sup>65</sup> This behaviour is observed for the Co(I) systems and for **I**. However, complex **II** presents some peculiarities. Let us consider the Co- $\pi$  distance between the metal and the middle of the C-C bond as indicated in Figure 2 by the green line: at the B3LYP-D3 level, this distance is of 3.37 Å in the triplet and it reduces to 2.08 Å in the singlet. The same effect is found for geometries at the TPSS-D3 level (3.31 Å for the triplet and 1.97 Å for the singlet, Table 1). Thus, there exists an interaction between the cobalt and the alkene moiety of the ligand in the singlet, which is not found in the triplet system.

The same structural trends are observed with other functionals for all the systems. The only remarkable difference concerns **I**: singlet optimised structures obtained with GGA hybrid functionals (B3LYP-D3, PBE0-D3, CAM-B3LYP) and M06 are of  $C_s$  symmetry, while the other functionals (TPSSh-D3, TPSS-D3, PBE-D3,

Table 1 Selected geometry parameters for cobalt complexes (Å). Co -  $\pi$  is the distance between the Co and the middle of a C-C bond in the ligand (see the green line in Figure 2). Co-Cp is the distance between the Co and the centroid of the Cp ring (see the pink line in Figure 2)

	Co - $\pi$		Co - Cp	
	singlet	triplet	singlet	triplet
B3LYP-D3				
$[\text{Co}(\text{C}_2\text{H}_4)]^+$	1.94	1.99	-	-
CpCo	-	-	1.68	1.75
$[\text{CpCo}(\text{C}_2\text{H}_4)]$	1.84	1.91	1.71	1.88
<b>I</b>	2.63	2.65	1.74	1.85
<b>II</b>	2.08	3.37	1.77	1.90
TPSS-D3				
<b>I</b>	2.27	2.67	1.68	1.76
<b>II</b>	1.97	3.31	1.71	1.80

BP86-D3, M06-L) predict a  $C_1$  geometry, even if the  $C_s$  structure is very close in energy (for TPSS-D3, the  $C_s$  structure is only 1.4 kcal/mol higher in energy than the  $C_1$ ).

For the wave function based methods, single-point energy calculations were performed on the B3LYP-D3 geometries. This choice is motivated by the fact that several studies on the cycloaddition reactions were performed at the B3LYP level of theory. However, in order to be exhaustive and to check that possible differences in structures do not impact sensitively the  $\Delta E_{ST}$  values, calculations with the wave function based methods were performed also on the TPSS-D3 structures for our target systems **I** and **II**, for which we report some selected geometry parameters in Table 1. A full summary on the geometries is available in the ESI†.

## 2.2 Ab-initio approaches

CASSCF/CASPT2 and RASSCF/RASPT2 treatments were carried out with OpenMolcas 21.02,<sup>66,67</sup> using the Cholesky decomposition (RICD) of the two-electron integrals with a threshold of  $10^{-6}$  hartree.<sup>68,69</sup> An IPEA shift, with the standard value of 0.25 hartree,<sup>70</sup> and an imaginary level shift of 0.1 hartree were systematically applied.<sup>71</sup> We recall that the IPEA shift (IP for Ionisation Potential and EA for Electron Affinity) modifies the energies of active orbitals in the zeroth order Hamiltonian so that they are closer to either first ionisation energies or electron affinities of the corresponding excitations. In the following, active spaces are denoted as  $\text{CAS}(n_{\text{electrons}}, n_{\text{orbitals}})$ , where  $n_{\text{electrons}}$  indicates the number of treated electrons in  $n_{\text{orbitals}}$  orbitals. For restricted active spaces, the  $\text{RAS}(n, l, m; i, j, k)$  notation is used,<sup>72</sup> with  $n$  the total number of active electrons,  $l$  the number of holes allowed in RAS1, and  $m$  the number of electrons allowed in RAS3. Labels  $i$ ,  $j$  and  $k$  refer to the number of orbitals in RAS1, RAS2 and RAS3, respectively. MRCISD<sup>73–76</sup> (internally contracted) and CCSD(T)<sup>25</sup> calculations were performed with Molpro 2021.<sup>77–79</sup> Pople correction to the MRCISD energy for size-consistency was applied.<sup>80</sup> The CASSCF wave functions were recomputed with the Molpro program package,<sup>81–84</sup> with total energies not substantially differing from those obtained with OpenMolcas (deviations of about  $10^{-4}$  hartree). For the CCSD(T) calculations with Molpro 2021, triplet systems were treated using the spin-unrestricted UCCSD(T) formalism on a ROHF (restricted-open-



shell) reference wave function, while closed-shell singlet systems were treated with the spin-restricted RCCSD(T) program. Core electrons (1s shell for carbon, 1s2s2p shells for cobalt) were kept frozen in all MRCISD, CASPT2 and coupled cluster calculations, while the possible impact of semicore electrons (3s3p for cobalt) in the dynamical correlation treatment has been considered. At the coupled cluster level, the *nosp* energies were obtained by freezing the core and semicore electrons, otherwise all but core electrons were correlated (*sp* calculations). At the CASPT2 or MRCISD level, energies were obtained by including into the post-CASSCF treatment either only active electrons (*nosp* calculations) or active and semicore electrons (see ESI†).

The orbital basis sets employed in this work are listed in Table 2. For cobalt systems, scalar relativistic effects were taken into account using a second order Douglas-Kroll-Hess Hamiltonian,<sup>85–88</sup> in combination with the appropriate all electron correlation-consistent basis set B1.<sup>89–92</sup> For systems **I** and **II**, due to their size, we reduced the basis quality to cc-pVTZ-DK on carbon atoms and will refer to it as B2. The non-relativistic counterpart of B1, B3, was also used to evaluate the influence of scalar relativistic effects, which turned out to be almost negligible, with an impact on the energy gaps of less than 1 kcal/mol (see ESI†, Table S2) as expected for 3d-block transition metals. For rhodium systems, a 28-electron scalar Relativistic Effective Core Potential (RECP) was used at the metal center with the corresponding basis set, leading to B4, otherwise equivalent to B1.<sup>93–96</sup>

Table 2 Summary of the basis sets used in this study

Basis set	Metal	C	H
B1	aug-cc-pwCVTZ-DK	cc-pwCVTZ-DK	cc-pVDZ-DK
B2	aug-cc-pwCVTZ-DK	cc-pVTZ-DK	cc-pVDZ-DK
B3	aug-cc-pwCVTZ	cc-pwCVTZ	cc-pVDZ
B4	aug-cc-pwCVTZ-PP	cc-pwCVTZ	cc-pVDZ
B5	def2-QZVP	def2-QZVP	def2-SVP

For comparison, explicitly correlated CCSD(T)<sub>(F12\*)</sub><sup>97,98</sup> and BCCD(T)<sub>(F12\*)</sub><sup>29</sup> calculations were also performed with Turbomole 7.5, using ROHF wave functions for the triplet states.<sup>43,99</sup> Explicitly correlated F12 methods allow to obtain values close to the basis set limit. For the open-shell systems, the UCCSD(T) formalism was employed, while a ROHF-BCCD(T) implementation was adopted. The B3 basis set was used in both cases as scalar relativistic effects were not taken into account. The same calculations were also performed with a basis set of split-valence quality denoted as B5. Associated auxiliary basis sets and correlation factors are reported in the ESI†.<sup>60,61,89–92,100–104</sup>

Full computational details, including a discussion on the choice of the basis set, are available in the ESI†.

### 2.2.1 Choice of the active space.

Active spaces were selected according to well-established guidelines for transition metal complexes.<sup>105–109</sup> For the cobalt systems the complete 3d shell of the metal as well as the most important orbitals of the ligands in interaction with the metal were included. Ideally, for the unsaturated ligands, all the  $\pi$  and  $\pi^*$  orbitals should be active. However, the totally bonding  $\pi$  orbital of cyclopentadienyl ligand is neglected because it is low in




Fig. 3 CASSCF natural orbital diagram of  $[\text{CpCo}(\text{C}_2\text{H}_4)]$  (triplet state) with partial occupation number, CAS(14,16).

energy. For CASPT2 reference wave function, a second *d*-shell composed for cobalt of 4d orbitals was also included, introducing some dynamical correlation effects at the CASSCF level. This is not needed in MRCISD calculations.<sup>24</sup> We illustrate in Figure 3 the process of selecting the active space with the example of  $[\text{CpCo}(\text{C}_2\text{H}_4)]$  in its triplet state. For the MRCISD calculations, the previous guidelines lead us to a CAS(14,11), formally built on the five 3d cobalt orbitals, the two orbitals of the ethylene and the four  $\pi/\pi^*$  orbitals of the cyclopentadienyl. For CASPT2, the addition of a double shell leads to a CAS(14,16). As double-shell effects are small for second row transition metals, 5d orbitals are not included in the active spaces of the rhodium complexes.<sup>105</sup>

Computational limitations prevent us from using CASSCF for larger cases (**I** and **II**), for which we turned to a RAS approach. First of all, we assessed the influence of treating the double shell effect in RAS3 on  $[\text{CpCo}(\text{C}_2\text{H}_4)]$ . This only results in a minor change in the  $\Delta E_{ST}$  value, less than 1 kcal/mol ( $\Delta E_{ST} = 16.43$  kcal/mol and 15.72 kcal/mol for CASPT2 on CAS(14,16) and RASPT2 on RAS(14,2,2;0,11,5), respectively). Secondly, the restricted active spaces for **I** and **II** were constructed and in both cases 18 electrons are kept in 21 orbitals, with the scheme RAS(18,2,2;3,10,8). The main difficulty associated with the choice of orbitals resides in keeping similar active spaces for singlet and triplet complexes, as their structures differ. Let us start from **I**. Orbitals that correspond mostly to the  $\pi$  and  $\pi^*$  system of the ligands are included in the RAS1 and RAS3, respectively, as they are not strongly impacted by the changes in geometry between the singlet and triplet states: those accounts for the two cyclopentadienyl  $\pi$  orbitals and the totally bonding butadiene  $\pi$  orbital for the RAS1. All the five 3d-like orbitals in interaction with the ligands are included in the RAS2, as well as their anti-

bonding counterparts. In the case of intermediate **II**, a very similar approach was used. Here, the alkenyl ligand also binds to the metal center with its central  $\pi$  orbital in the singlet whereas in the triplet case it is non-bonding, Figure 2. Because of this, we chose to include all  $\pi$ -type orbitals of the alkenyl ligand into the RAS2 and a doubly-occupied  $3d$  orbital is moved to the RAS1 instead. The rest of the active space is very similar to the one selected for intermediate **I**.

As geometries are not the same for the singlet and the triplet complexes, active spaces were accurately checked, so that the same typologies of orbitals are kept in the treatment of the two states. Active spaces for all the complexes, including comparisons between natural orbitals for triplets and singlets, are available in the ESI †.

### 3 Results and discussion

In this section we shall first present results obtained from the wave function methods for the training set and the target **I** and **II** systems. These results will provide reference values to benchmark a few DFT functionals, often employed in reactivity studies. A discussion is then proposed on the evolution of the  $\Delta E_{ST}$  values.

#### 3.1 Training set

Results for the training set are reported in Table 3 for the wave function based methods. As CASSCF wave functions were obtained to perform MRCISD and CASPT2 calculations, the weights of the leading configurations  $W_0$ , reported in Table 4 for the largest CAS, are available and give insights into the nature of the electronic structure for the treated systems. The  $\text{Co}^+$  and the  $[\text{Co}(\text{C}_2\text{H}_4)]^+$  systems possess high multireference character, due to the  $d^8$  electronic configuration of the bare cation. The addition of the ethylene ligand induces a splitting of the  $d$  orbitals of the metal center, leading to a well-defined  $^3A_2$  ground state ( $C_{2v}$  symmetry,  $W_0 = 0.92$ ); however, three leading configurations with significant weights ( $W_0 = 0.45, 0.21, 0.19$ ) are necessary to describe the singlet state. For these two cases, coupled-cluster methods, which are based on mono-determinantal reference wave functions, are not adequate and results are not reported in Table 3. For the two complexes CpCo and  $[\text{CpCo}(\text{C}_2\text{H}_4)]$ , which have a more complete coordination sphere, values of  $W_0$  are larger than 0.8 and permit to identify the leading configurations, for both triplet and singlet states, but the weights remain lower than a threshold of 0.9 that identifies a system for which a coupled cluster calculation can clearly be taken as a reference. However, the remaining contributions to the CASSCF wave functions are numerous with weights of less than 0.04 (see ESI†, section ‘Active Spaces for cobalt systems’ and ‘Active Spaces for rhodium systems’) and, despite the small multireference character, results in Table 3 for CpCo and  $[\text{CpCo}(\text{C}_2\text{H}_4)]$  show a nice agreement between MRCISD and CCSD(T) methods (less than 1 kcal/mol difference). CCSD(T)<sub>(F12\*)</sub> values obtained with the B3 basis, close to the infinite basis set limit, are essentially the same as those obtained with Molpro, thus confirming the good quality of the CCSD(T) results in terms of basis set. The BCCD(T)<sub>(F12\*)</sub> method tends to stabilise the singlet with respect to the triplet by 1-2 kcal/mol, leading

to slightly smaller  $\Delta E_{ST}$  values compared to MRCISD (29.38 and 9.50 kcal/mol at the BCCD(T)<sub>(F12\*)</sub> level to compare to 30.33 and 11.43 at the MRCISD level, for CpCo and  $[\text{CpCo}(\text{C}_2\text{H}_4)]$ , respectively). We recall that our F12 calculations do not include relativistic effects, but their impact on  $\Delta E_{ST}$  is less than 1 kcal/mol (see ESI †). Concerning the use of the split-valence basis set (B5), BCCD(T)<sub>(F12\*)</sub> results are very close to those obtained with the B3 basis (within 0.5 kcal/mol). The effect is larger (2 kcal/mol) in the case of CpCo for CCSD(T)<sub>(F12\*)</sub>, as the  $\Delta E_{ST}$  values vary from 30.26 kcal/mol (B3 basis) to 32.29 kcal/mol (B5 basis).

A good agreement is observed between MRCISD (or CCSD(T)) and CASPT2 calculations, with deviations of about 1 kcal/mol to 5 kcal/mol for the  $[\text{CpCo}(\text{C}_2\text{H}_4)]$  system. Previous works on

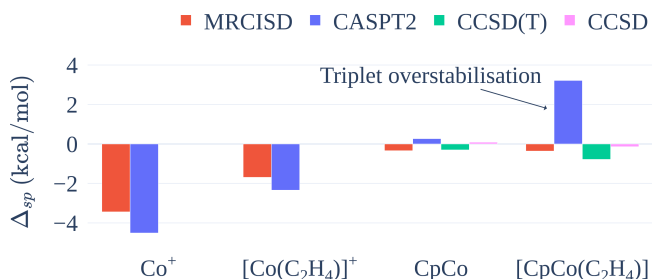


Fig. 4 Effect of  $3s3p$  correlation, in terms of  $\Delta_{sp}$  (Eq. 2).

spin-state energetics for first-row transition metal complexes suggest that, in general, CASPT2 catches correctly valence correlation, but it may not describe in an accurate manner the metal  $3s3p$  semicore correlation effects.<sup>24</sup> This would be partly responsible for an overstabilisation of high-spin with respect to low-spin states. We have then checked on our training system the effect of including the  $3s3p$  correlation in the calculations by mean of the  $\Delta_{sp}$  quantity, reported in Figure 4 and defined as:

$$\Delta_{sp} = \Delta E_{ST}^{sp} - \Delta E_{ST}^{nosp} \quad (2)$$

where  $\Delta E_{ST}^{sp}$  includes the  $3s3p$  correlation contribution and  $\Delta E_{ST}^{nosp}$  does not. Thus, a positive value of  $\Delta_{sp}$  indicates that the  $3s3p$  semicore correlation stabilises the triplet state with respect to the singlet at the given computational level and *vice versa*. For the  $\text{Co}^+$  and  $[\text{Co}(\text{C}_2\text{H}_4)]^+$  cases, the inclusion of the  $3s3p$  effect tends to stabilise the singlet state with respect to the triplet in both the MRCISD and CASPT2 calculations. For the CpCo case, the effect is small for all the methods, but for the  $[\text{CpCo}(\text{C}_2\text{H}_4)]$  complex, where the coordination sphere has been increased, the triplet overstabilisation in the CASPT2 appears (positive  $\Delta_{sp}$ ), while the contributions evaluated at the MRCISD and CCSD(T) are slightly negative.

Results at the Hartree-Fock (HF), CCSD and CASSCF levels are also reported in Table 3. As expected, at the HF level singlet states are much too high in energy compared to triplet states. At the CCSD level,  $\Delta E_{ST}$  values dramatically drop, by about 20-25 kcal/mol, however, perturbative triples still account for about 7 kcal/mol. Their contribution can not be neglected to reach high accuracy.

Finally, we evaluated the singlet-triplet energy differences in the case of a similar set of rhodium complexes, by following a

Table 3  $\Delta E_{ST}$  (kcal/mol, Eq. 1) for a series of cobalt and rhodium complexes. See Table 2 for basis set specifications. Semicore electrons are included in all methods treating dynamical correlation. Experimental values for  $\text{Co}^+$  and  $\text{Rh}^+$ , based on a weighted average over J values (see ESI†),<sup>110</sup> are 31.32 and 28.56 kcal/mol, respectively<sup>111–114</sup>

Co(I)	Basis set	$\text{Co}^+$	$[\text{Co}(\text{C}_2\text{H}_4)]^+$	CpCo	$[\text{CpCo}(\text{C}_2\text{H}_4)]$
CAS(i,j) <sub>MRCISD</sub>		(8,5)	(10,8)	(12,9)	(14,11)
<b>MRCISD</b>	B1	<b>31.98</b>	<b>32.24</b>	<b>30.33</b>	<b>11.43</b>
CAS(i,j) <sub>PT2</sub> ;		(8,10)	(10,13)	(12,14)	(14,16)
CASSCF	B1	39.03	37.36	36.45	19.16
CASPT2	B1	30.16	31.03	30.50	16.43
HF	B1	-	-	60.84	56.62
CCSD	B1	-	-	37.09	19.53
CCSD(T)	B1	-	-	30.49	11.77
CCSD(T) <sub>(F12*)</sub>	B3	-	-	30.26	12.80
BCCD(T) <sub>(F12*)</sub>	B3	-	-	29.38	9.50
CCSD(T) <sub>(F12*)</sub>	B5	-	-	32.29	13.35
BCCD(T) <sub>(F12*)</sub>	B5	-	-	29.98	10.09
Rh(I)		$\text{Rh}^+$	$[\text{Rh}(\text{C}_2\text{H}_4)]^+$	CpRh	$[\text{CpRh}(\text{C}_2\text{H}_4)]$
CAS(i,j)		(8,5)	(10,8)	(14,11)	(14,11)
<b>MRCISD</b>	B4	<b>24.61</b>	<b>11.43</b>	<b>12.68</b>	<b>-6.12</b>
CASSCF	B4	32.28	21.07	17.80	-2.95
CASPT2	B4	22.65	11.42	10.94	-2.82
CCSD(T)	B4	-	-	13.16	-9.77

Table 4 Weight of the main configuration in the CASSCF wave function ( $W_0$ )

	CAS/RAS	singlet	triplet
$[\text{Co}(\text{C}_2\text{H}_4)]^+$	CAS(10,13)	0.45	0.92
CpCo	CAS(12,14)	0.81	0.87
$[\text{CpCo}(\text{C}_2\text{H}_4)]$	CAS(14,16)	0.82	0.85
<b>I</b> [TPSS-D3]	RAS(18,2,2;3,10,8)	0.73	0.76
<b>II</b> [TPSS-D3]	RAS(18,2,2;3,10,8)	0.76	0.77

similar methodology. MRCISD and CASPT2 results are in agreement within 2 kcal/mol for the  $\text{Rh}^+$ ,  $[\text{Rh}(\text{C}_2\text{H}_4)]^+$  and the deviations from MRCISD for CASPT2 and CCSD(T) are also in this range for the CpRh system. Deviations are somewhat larger for the  $[\text{CpRh}(\text{C}_2\text{H}_4)]$ , although all methods predict this complex to be more stable in its singlet structure. Recently, the effect of size-inconsistency on spin-state relative energies was pointed out for MRCISD calculations.<sup>20,21</sup> The errors are expected to increase with the geometrical differences between the singlet and triplet, and with a larger number of correlated electrons. In the case of the  $[\text{CpRh}(\text{C}_2\text{H}_4)]$ , the structures in the singlet and in the triplet differ by a 90° rotation of the ethylene group (see ESI† for details on the structures); this might contribute to introduce a size-consistency error in the multireference calculation that affect the comparison between MRCISD and the coupled cluster results.

### 3.2 Complexes I and II

Results on systems **I** and **II** are collected in Table 5. MRCISD calculations were not performed for these systems, because they would be beyond our computing capacities and size-consistency errors may become significant.<sup>20,21</sup>

Concerning **I**, we did not manage to have satisfyingly comparable active spaces for triplet and singlet with the B3LYP-D3 struc-

Table 5  $\Delta E_{ST}$  (kcal/mol; 3s3p correlation included) for **I** and **II** (Co(III)). Basis sets B1 and B2 (Table 2) are employed for the RASPT2 and CCSD(T) calculations, respectively. RASPT2<sub>corr</sub> is defined in section 3.2

	<b>I</b>		<b>II</b>	
	B3LYP-D3	TPSS-D3	B3LYP-D3	TPSS-D3
RASPT2	-	8.05	-3.07	-2.41
CCSD(T)	5.62	5.28	-9.37	-10.65
RASPT2/CC	-	6.01	-5.28	-6.44

tures, thus we report only the TPSS-D3 results for RAS-based methods. Moreover, as two close-lying triplet states exist for **I**, state-averaged RASSCF on two roots were performed both for the triplet and singlet calculations. This allows to keep comparable active spaces for the two spin states. Concerning **II**, the structure of the singlet differs from that of the triplet because of the interaction between the metal and the alkene moiety of the ligand. In order to obtain a balanced description of the two states, the active space of the triplet contains all relevant orbitals for the corresponding singlet state and *vice versa*: importantly, the occupied  $\pi$  and virtual  $\pi^*$  orbitals of the double bond interacting with the cobalt in the singlet are included in both RAS2 (see ESI†, section ‘Active Spaces for cobalt systems’).

The computed  $\Delta E_{ST}$  for **I** are all positive, indicating that the triplet is more stable. The CCSD(T) values are very similar for the two geometries, 5.62 and 5.28 kcal/mol for B3LYP-D3 and TPSS-D3, respectively. The RASPT2 value (TPSS-D3 geometries, 8.05 kcal/mol) is slightly larger. The comparison between the results obtained with the two sets of geometries for **II**, show differences up to 1.3 kcal/mol (CCSD(T) calculations); however, the computed  $\Delta E_{ST}$  values are all negative, meaning that the singlet structure is more stable than the triplet. As for **I**, the RASPT2 val-

ues for **II** are larger than those at the CCSD(T) level (-3.07 and -2.41 to be compared to -9.37 and -10.65 kcal/mol, respectively for B3LYP-D3 and TPSS-D3 structures).

Since RASPT2 calculations including the  $3s3p$  correlation tend to overstabilise a triplet with respect to a singlet, we propose RASPT2/CC corrected values by following Phung *et al.*:<sup>115</sup> the  $\Delta_{sp}$  contribution is evaluated at the coupled cluster level and used to correct the *nosp* RASPT2 energy. Despite some multireference character, the RASPT2/CC method gives an estimation of the  $\Delta_{sp}$  errors: indeed, the leading configurations in the RASSCF wave functions for **I** and **II** are clearly identified, although their weights are less than 0.9, Table 4. We obtained in this way a  $\Delta E_{ST}$  value of 6.01 kcal/mol for **I**; for **II** we obtained -5.28 kcal/mol (B3LYP-D3) and -6.44 kcal/mol (TPSS-D3).

Finally, even without a unique reference  $\Delta E_{ST}$  values for these two cases, all methods identify **I** as a triplet and **II** as a singlet.

### 3.3 Comparison with DFT results

Table 6  $\Delta E_{ST}$  (kcal/mol) values computed with several DFT functionals for cobalt(I) and rhodium(I) systems

	Co <sup>+</sup>	[Co(C <sub>2</sub> H <sub>4</sub> ) <sup>+</sup>	CpCo	[CpCo(C <sub>2</sub> H <sub>4</sub> ) <sup>+</sup>
M06	54.85	45.72	30.39	16.52
TPSSh-D3	64.73	52.08	33.68	14.22
PBE0-D3	64.61	55.44	39.83	22.92
B3LYP-D3	60.60	51.91	35.91	20.72
CAM-B3LYP	59.98	51.57	37.78	22.19
M06-L	-	-	30.86	13.87
TPSS-D3	-	-	28.36	7.15
PBE-D3	-	-	26.29	5.29
BP86-D3	-	-	26.60	5.75
	Rh <sup>+</sup>	[Rh(C <sub>2</sub> H <sub>4</sub> ) <sup>+</sup>	CpRh	[CpRh(C <sub>2</sub> H <sub>4</sub> ) <sup>+</sup>
M06	41.14	10.84	12.64	-6.49
TPSSh-D3	50.42	22.20	15.74	-7.90
PBE0-D3	49.55	22.10	17.20	-6.46
B3LYP-D3	45.79	20.59	15.41	-5.36
CAM-B3LYP	45.15	21.33	17.10	-3.46
M06-L	-	-	14.72	-8.58
TPSS-D3	-	-	14.22	-9.10
PBE-D3	-	-	12.43	-9.66
BP86-D3	-	-	12.38	-8.80

$\Delta E_{ST}$  values computed with some DFT functionals are reported in Table 6 for M<sup>+</sup>, [M(C<sub>2</sub>H<sub>4</sub>)<sup>+</sup>, CpM, and [CpM(C<sub>2</sub>H<sub>4</sub>)<sup>+</sup> (M=Co, Rh) training systems. The list of the tested functionals is clearly far from being exhaustive: we have considered only a few common methods among those in the DFT families (GGA, meta-GGA, hybrid or not). In this work we focus our attention on  $\Delta E_{ST}$ : reproducing the right sign is essential to provide a correct picture in a two-state mechanism as it is proposed in the literature for the cobalt cycloaddition reaction.<sup>35,39</sup> However, we should keep in mind that if the aim is studying a reactivity at DFT level, the functional chosen should also provide correct relative energies along the whole reaction coordinate. Thus, tuning new DFT parameters for reproducing the singlet-triplet splitting on a few intermediates is not our target.

Results with non-hybrid functionals for the M<sup>+</sup> and

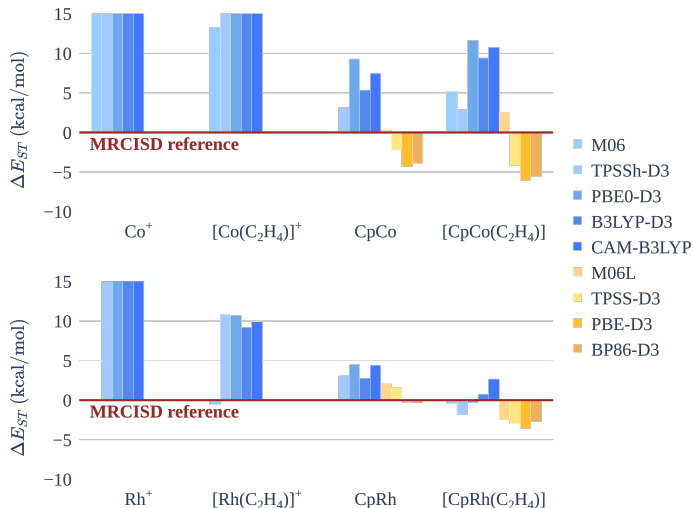


Fig. 5 Deviations (kcal/mol) of  $\Delta E_{ST}$  computed with several DFT functionals from MRCISD values for cobalt(I) and rhodium(I) systems.

[M(C<sub>2</sub>H<sub>4</sub>)<sup>+</sup> are not presented: we could not converge calculations with integer occupations of the Kohn-Sham orbitals, due to orbital degeneracy issues. Errors in  $\Delta E_{ST}$  for the M<sup>+</sup> and [M(C<sub>2</sub>H<sub>4</sub>)<sup>+</sup> are large, more than 20 kcal/mol, but this is not surprising due to the highly multireferential nature of these systems, notably for the singlet states, Table 4. All DFT methods predict the same sign as the MRCISD references for  $\Delta E_{ST}$  values, with deviations that roughly vary according to the percentage of Hartree-Fock exchange, Figure 5. Concerning the cobalt systems, PBE0-D3, B3LYP-D3 and CAM-B3LYP perform quite similarly and tend to overstabilise the triplet with respect to the singlet, with deviations up to 10 kcal/mol for the [CpCo(C<sub>2</sub>H<sub>4</sub>)<sup>+</sup> system. The pure GGA functionals PBE-D3 and BP86-D3 show the opposite trend, predicting smaller  $\Delta E_{ST}$  values, with deviations up to 6 kcal/mol. The meta-GGA functionals (hybrid or not) perform the best, with deviations up to 5 kcal/mol. Deviations from MRCISD values for CpRh and [CpRh(C<sub>2</sub>H<sub>4</sub>)<sup>+</sup> are smaller than those for the corresponding cobalt systems.

Table 7  $\Delta E_{ST}$  (kcal/mol) values computed with several DFT functionals for **I** and **II** (Co(III) systems)

	<b>I</b>	<b>II</b>
M06	11.73	-0.89
TPSSh-D3	11.10	-6.20
PBE0-D3	18.05	5.57
B3LYP-D3	15.83	8.13
CAM-B3LYP	16.55	8.53
M06-L	7.92	-3.78
TPSS-D3	6.17	-13.64
PBE-D3	5.04	-13.27
BP86-D3	5.50	-12.78

DFT computed  $\Delta E_{ST}$  values for **I** and **II** are reported in Table 7. The comparison with the CCSD(T) and RASPT2 results is shown in Figure 6. For **I**, all the methods predict that the triplet is lower in energy. Non-hybrid GGA and non-hybrid meta-GGA functionals give values that are very close to those obtained with either



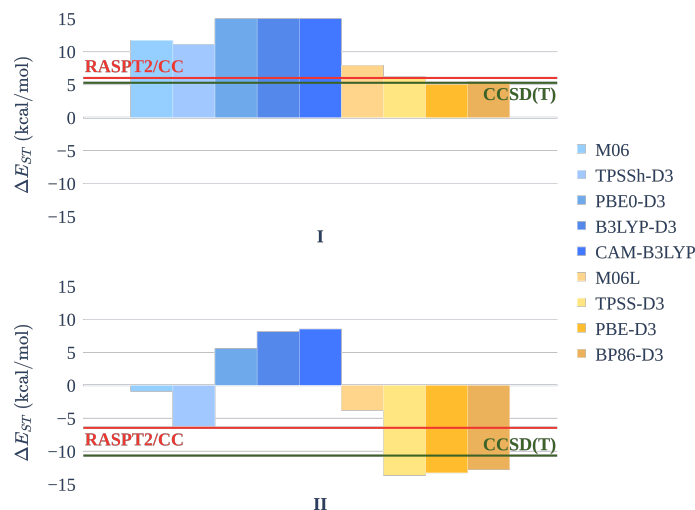


Fig. 6 Comparison between  $\Delta E_{ST}$  (kcal/mol) computed with several DFT functionals, and CCSD(T) and RASPT2/CC values for target systems I and II (TPSS-D3 geometries, Co(III)).

the CCSD(T) or the RASPT2/CC methods, while deviations are somewhat larger for the other functionals. The case of **II** is more critical, as the hybrid PBE0-D3, B3LYP-D3 and CAM-B3LYP suggest that the triplet is more stable, whereas the CCSD(T) and RASPT2/CC calculations indicate that the singlet is preferred. In this case, we do not have a clear reference value, however pure GGA and meta-GGA functionals (hybrid or not) provide negative  $\Delta E_{ST}$  values that are closer to either the CCSD(T) and RASPT2/CC results.

### 3.4 Triplet or singlet ground state?

In the treated cobalt and rhodium triplet systems, the SOMO are essentially  $d$  orbitals, resulting in a spin density localised on the metal center, as depicted in Figure 7 for either Co(I) or Co(III) complexes. The electron-pairing (from going from triplet to singlet) concerns mostly these  $d$  orbitals localised on the metal center in a similar way for all the treated systems. The larger tendency towards electron-pairing from  $3d$  to  $4d$  transition metals is verified for the Rh(I) systems: even if  $\Delta E_{ST}$  values for  $\text{Rh}^+$ ,  $[\text{Rh}(\text{C}_2\text{H}_4)]^+$  and  $\text{CpRh}$  indicate that the triplet is still more stable for this systems than the singlet, these values are significantly lower than those for the corresponding cobalt systems. The  $[\text{CpRh}(\text{C}_2\text{H}_4)]$  is clearly a singlet. Concerning cobalt, all the systems of the training set and **I** have a triplet ground state: for  $\text{Co}^+$ ,  $[\text{Co}(\text{C}_2\text{H}_4)]^+$  and  $\text{CpCo}$  the triplet is more stable than the singlet by about 30 kcal/mol. Even if the  $\Delta E_{ST}$  drops to about 12 to 5 kcal/mol, triplet states are clearly favored for  $[\text{CpCo}(\text{C}_2\text{H}_4)]$  and **I**. This is not surprising, as it has been already established that 16-electron cobalt complexes usually exhibit triplet ground states, while 18-electron systems should have a singlet state.<sup>65,116</sup> Notably,  $[\text{CpM}(\text{L})]$  complexes with  $d^8$  metals are known to be triplets, whereas corresponding 18-electron  $[\text{CpM}(\text{L})(\text{L}')]$  systems display singlet ground state electronic configurations.

Concerning **II**, the coordination pattern of the cobalt in the

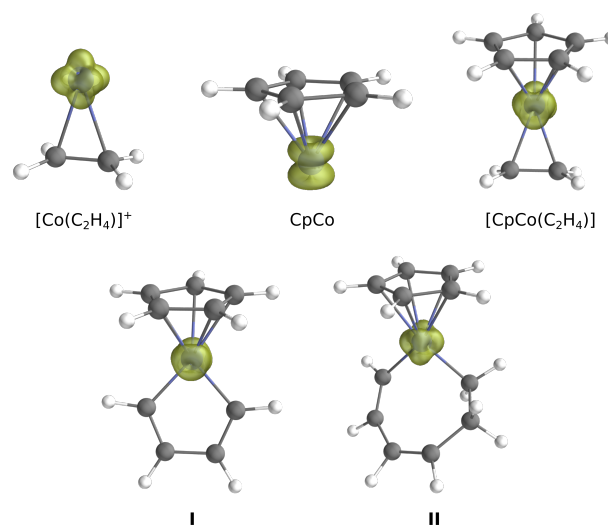


Fig. 7 Spin density plots generated from the CASSCF wave function of the cobalt systems treated in this work.

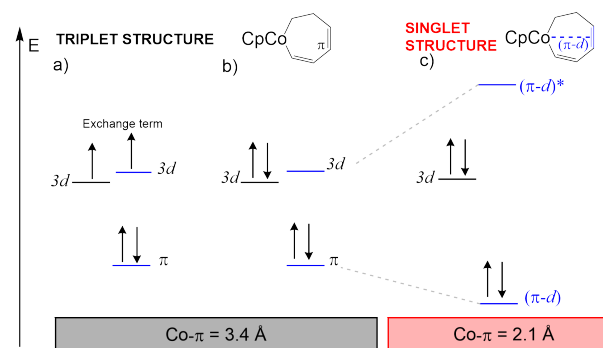


Fig. 8 Schematic representation of some molecular orbitals that differ between the complexes **3II** and **1II**. Co- $\pi$  is the distance between the cobalt and the middle of the alkene moiety for the two structures optimised on either the triplet or the singlet potential energy surfaces.

triplet structure consists of the cyclopentadienyl ring and of an alkenyl moiety: formally, the metal has 16-electron as in **3I**. In the singlet, the accessibility on the metallacycle of an unsaturated moiety makes possible an interaction with the metal center, achieving a full 18-electron shell. There is therefore a competition between the stabilisation due to the exchange interaction operating in the triplet (Figure 8.a and .b), and the energetic gain due to the ligand donation into an empty  $d$  orbital in the singlet (Figure 8.c). We have estimated that the loss in the exchange term is of 17 kcal/mol (CCSD(T), TPSS-D3 geometries), by computing the energy difference between the singlet and the triplet in the triplet geometry of **II**, while the energy gain through the coordination of an alkene moiety is of about -36 kcal/mol (CCSD(T) energy corresponding to the transformation: **I** +  $\text{C}_2\text{H}_4$  =  $[(\text{I})(\text{C}_2\text{H}_4)]$ , TPSS geometries). Thus, the coordination energy can compensate the electron pairing and the structural constraints emerging in the intramolecular coordination in **II**.

Some methods could introduce an artificial preference towards high spin state and indeed some of the tested hybrid DFT functionals predict a reversed stability order for **II**. However and re-



The reaction scheme illustrates the synthesis of poly(cyclopentadiene) from CpCoI and ethylene. The scheme shows the formation of CpCoI(L<sub>2</sub>)<sub>2</sub>, which then undergoes oxidative coupling to form CpCo<sup>III</sup>(cyclopentadiene), followed by coordination of ethylene and insertion to form a poly(cyclopentadiene) chain. The scheme also shows the formation of a cross-linked polymer through oxidative coupling of CpCoI(L<sub>2</sub>)<sub>2</sub>.

## 4 Conclusions

The systems  $\text{Rh}^+$ ,  $[\text{Rh}(\text{C}_2\text{H}_4)]^+$  and  $\text{CpRh}$  have a triplet ground state, while  $[\text{CpRh}(\text{C}_2\text{H}_4)]$  is a singlet. For the cobalt systems,  $\text{Co}^+$ ,  $[\text{Co}(\text{C}_2\text{H}_4)]^+$ ,  $\text{CpCo}$ ,  $[\text{CpCo}(\text{C}_2\text{H}_4)]$  and **I** are triplets, while **II** is a singlet. Pure GGA and meta-GGA (hybrid or not) functionals predict the same sign for the  $\Delta E_{ST}$  values as the wave function methods, while the PBE0-D3, B3LYP-D3, and CAM-B3LYP functionals overstabilise the triplet with respect to the singlet, notably for **II**.

as illustrated in Figure 9.

### Conflicts of interest

There are no conflicts to declare.

## Acknowledgements

We wish to thank the French Research Ministry, Aix-Marseille University and CNRS for financial support and ‘Centre de Calcul Intensif d’Aix-Marseille’ for granting us access to its high performance computing resources. This work was also supported by the computing facilities of the CRCMM, ‘Centre Régional de Compétences en Modélisation Moléculaire de Marseille’.

## Notes and references

- 1 P. Güthlich and H. A. Goodwin, *Spin Crossover in Transition Metal Compounds III*, Springer-Verlag, Heidelberg, 2004.
- 2 P. Güthlich and H. A. Goodwin, *Spin Crossover in Transition Metal Compounds II*, Springer-Verlag, Berlin, 2004.
- 3 P. Güthlich and H. A. Goodwin, *Spin Crossover in Transition Metal Compounds I*, Springer-Verlag, Heidelberg, 2004.
- 4 R. Poli and J. N. Harvey, *Chem. Soc. Rev.*, 2003, **32**, 1–8.
- 5 J. N. Harvey, R. Poli and K. M. Smith, *Coord. Chem. Rev.*, 2003, **238–239**, 347–361.
- 6 D. Schröder, S. Shaik and H. Schwarz, *Acc. Chem. Res.*, 2000, **33**, 139–145.
- 7 M. Swart and M. Costas Salgueiro, *Spin states in biochemistry and inorganic chemistry: influence on structure and reactivity*, John Wiley & Sons, Inc, Chichester, West Sussex, 2016.
- 8 K. M. Smith, R. Poli and J. N. Harvey, *New J. Chem.*, 2000, **24**, 77–80.
- 9 D. Kim, G. Pillon, D. J. DiPrimio and P. L. Holland, *J. Am. Chem. Soc.*, 2021, **143**, 3070–3074.
- 10 M. Swart, A. R. Groenhof, A. W. Ehlers and K. Lammertsma, *J. Phys. Chem. A*, 2004, **108**, 5479–5483.
- 11 F. Furche and J. P. Perdew, *J. Chem. Phys.*, 2006, **124**, 044103.
- 12 J. N. Harvey, *Ann. Rep. Prog. Chem. Sect. C*, 2006, **102**, 203–226.
- 13 D. N. Bowman and E. Jakubikova, *Inorg. Chem.*, 2012, **51**, 6011–6019.
- 14 G. Ganzenmüller, N. Berkaine, A. Fouqueau, M. E. Casida and M. Reiher, *J. Chem. Phys.*, 2005, **122**, 234321.
- 15 J. Autschbach and M. Srebro, *Acc. Chem. Res.*, 2014, **47**, 2592–2602.
- 16 E. I. Ioannidis and H. J. Kulik, *J. Chem. Phys.*, 2015, **143**, 034104.
- 17 S. Vancoillie, H. Zhao, M. Radoń and K. Pierloot, *J. Chem. Theory Comput.*, 2010, **6**, 576–582.
- 18 L. M. Lawson Daku, F. Aquilante, T. W. Robinson and A. Hauser, *J. Chem. Theory Comput.*, 2012, **8**, 4216–4231.
- 19 S. E. Neale, D. A. Pantazis and S. A. Macgregor, *Dalton Trans.*, 2020, **49**, 6478–6487.
- 20 M. Radoń, *Phys. Chem. Chem. Phys.*, 2019, **21**, 4854–4870.
- 21 G. Drabik, J. Szklarzewicz and M. Radoń, *Phys. Chem. Chem.*

- Phys.*, 2021, **23**, 151–172.
- 22 D. Zhang and D. G. Truhlar, *J. Chem. Theory Comput.*, 2020, **16**, 4416–4428.
  - 23 S. Song, M.-C. Kim, E. Sim, A. Benali, O. Heinonen and K. Burke, *J. Chem. Theory Comput.*, 2018, **14**, 2304–2311.
  - 24 K. Pierloot, Q. M. Phung and A. Domingo, *J. Chem. Theory Comput.*, 2017, **13**, 537–553.
  - 25 P. J. Knowles, C. Hampel and H.-J. Werner, *J. Chem. Phys.*, 1993, **99**, 5219–5227.
  - 26 J. D. Watts, J. Gauss and R. J. Bartlett, *J. Chem. Phys.*, 1993, **98**, 8718–8733.
  - 27 J. F. Stanton, J. Gauss and R. J. Bartlett, *J. Chem. Phys.*, 1992, **97**, 5554–5559.
  - 28 J. V. Ortiz, *Int. J. Quantum Chem.*, 2004, **100**, 1131–1135.
  - 29 D. P. Tew, *J. Chem. Phys.*, 2016, **145**, 074103.
  - 30 K. Andersson, P. Å. Malmqvist and B. O. Roos, *J. Chem. Phys.*, 1992, **96**, 1218–1226.
  - 31 P. Å. Malmqvist, K. Pierloot, A. R. M. Shahi, C. J. Cramer and L. Gagliardi, *J. Chem. Phys.*, 2008, **128**, 204109.
  - 32 C. Angeli, R. Cimiraglia, S. Evangelisti, T. Leininger and J.-P. Malrieu, *J. Chem. Phys.*, 2001, **114**, 10252–10264.
  - 33 G. Li Manni and A. Alavi, *J. Phys. Chem. A*, 2018, **122**, 4935–4947.
  - 34 O. Weser, L. Freitag, K. Guther, A. Alavi and G. Li Manni, *Int. J. Quantum Chem.*, 2021, **121**, e26454.
  - 35 V. Gandon, N. Agenet, K. P. C. Vollhardt, M. Malacria and C. Aubert, *J. Am. Chem. Soc.*, 2006, **128**, 8509–8520.
  - 36 L. L. Schafer, P. Mountford and W. E. Piers, *Dalton Trans.*, 2015, **44**, 12027–12028.
  - 37 A. A. Dahy, C. H. Suresh and N. Koga, *Bull. Chem. Soc. Jpn.*, 2005, **78**, 792–803.
  - 38 A. A. Dahy and N. Koga, *Bull. Chem. Soc. Jpn.*, 2005, **78**, 781–791.
  - 39 A. Roglans, A. Pla-Quintana and M. Solà, *Chem. Rev.*, 2021, **121**, 1894–1979.
  - 40 M. Delorme, A. Punter, R. Oliveira, C. Aubert, Y. Carissan, J.-L. Parrain, M. Amatore, P. Nava and L. Commeiras, *Dalton Trans.*, 2019, **48**, 15767–15771.
  - 41 Q. M. Phung, S. Vancoillie and K. Pierloot, *J. Chem. Theory Comput.*, 2012, **8**, 883–892.
  - 42 Q. M. Phung, S. Vancoillie and K. Pierloot, *J. Chem. Theory Comput.*, 2014, **10**, 3681–3688.
  - 43 TURBOMOLE V7.5 2020, a development of University of Karlsruhe and Forschungszentrum Karlsruhe GmbH, 1989–2007, TURBOMOLE GmbH, since 2007; available from <https://www.turbomole.org>.
  - 44 P. A. M. Dirac and R. H. Fowler, *Proc. Royal Soc. (London)*, 1929, **123**, 714–733.
  - 45 J. C. Slater, *Phys. Rev.*, 1951, **81**, 385–390.
  - 46 J. P. Perdew and Y. Wang, *Phys. Rev. B*, 1992, **45**, 13244–13249.
  - 47 J. Tao, J. P. Perdew, V. N. Staroverov and G. E. Scuseria, *Phys. Rev. Lett.*, 2003, **91**, 146401.
  - 48 V. N. Staroverov, G. E. Scuseria, J. Tao and J. P. Perdew, *J. Chem. Phys.*, 2003, **119**, 12129–12137.
  - 49 J. P. Perdew, K. Burke and M. Ernzerhof, *Phys. Rev. Lett.*, 1996, **77**, 3865–3868.
  - 50 J. P. Perdew, M. Ernzerhof and K. Burke, *J. Chem. Phys.*, 1996, **105**, 9982–9985.
  - 51 S. H. Vosko, L. Wilk and M. Nusair, *Can. J. Phys.*, 1980, **58**, 1200–1211.
  - 52 A. D. Becke, *Phys. Rev. A*, 1988, **38**, 3098–3100.
  - 53 C. Lee, W. Yang and R. G. Parr, *Phys. Rev. B*, 1988, **37**, 785–789.
  - 54 A. D. Becke, *J. Chem. Phys.*, 1993, **98**, 5648–5652.
  - 55 T. Yanai, D. P. Tew and N. C. Handy, *Chem. Phys. Lett.*, 2004, **393**, 51–57.
  - 56 J. P. Perdew, *Phys. Rev. B*, 1986, **33**, 8822–8824.
  - 57 M. J. Frisch, G. W. Trucks, J. R. Cheeseman, G. Scalmani, M. Caricato, H. P. Hratchian, X. Li, V. Barone, J. Bloino, G. Zheng, T. Vreven, J. A. Montgomery, G. A. Petersson, G. E. Scuseria, H. B. Schlegel, H. Nakatsuji, A. F. Izmaylov, R. L. Martin, J. L. Sonnenberg, J. E. Peralta, J. J. Heyd, E. Brothers, F. Ogliaro, M. Bearpark, M. A. Robb, B. Mennucci, K. N. Kudin, V. N. Staroverov, R. Kobayashi, J. Normand, A. Rendell, R. Gomperts, V. G. Zakrzewski, M. Hada, M. Ehara, K. Toyota, R. Fukuda, J. Hasegawa, M. Ishida, T. Nakajima, Y. Honda, O. Kitao and H. Nakai, *Gaussian 09, Revision D.01*.
  - 58 Y. Zhao and D. G. Truhlar, *Theor. Chem. Account*, 2008, **120**, 215–241.
  - 59 S. Grimme, J. Antony, S. Ehrlich and H. Krieg, *J. Chem. Phys.*, 2010, **132**, 154104.
  - 60 F. Weigend, F. Furche and R. Ahlrichs, *J. Chem. Phys.*, 2003, **119**, 12753–12762.
  - 61 F. Weigend and R. Ahlrichs, *Phys. Chem. Chem. Phys.*, 2005, **7**, 3297–3305.
  - 62 K. Eichkorn, O. Treutler, H. Öhm, M. Häser and R. Ahlrichs, *Chem. Phys. Lett.*, 1995, **240**, 283–290.
  - 63 K. Eichkorn, F. Weigend, O. Treutler and R. Ahlrichs, *Theor. Chim. Acta*, 1997, **97**, 119–124.
  - 64 F. Weigend, *Phys. Chem. Chem. Phys.*, 2006, **8**, 1057–1065.
  - 65 P. E. M. Siegbahn, *J. Am. Chem. Soc.*, 1996, **118**, 1487–1496.
  - 66 I. Fdez. Galván, M. Vacher, A. Alavi, C. Angeli, F. Aquilante, J. Autschbach, J. J. Bao, S. I. Bokarev, N. A. Bogdanov, R. K. Carlson, L. F. Chibotaru, J. Creutzberg, N. Dattani, M. G. Delcey, S. S. Dong, A. Dreuw, L. Freitag, L. M. Frutos, L. Gagliardi, F. Gendron, A. Giussani, L. González, G. Grell, M. Guo, C. E. Hoyer, M. Johansson, S. Keller, S. Knecht, G. Kovačević, E. Källman, G. Li Manni, M. Lundberg, Y. Ma, S. Mai, J. P. Malhado, P. Å. Malmqvist, P. Marquetand, S. A. Mewes, J. Norell, M. Olivucci, M. Oppel, Q. M. Phung, K. Pierloot, F. Plasser, M. Reiher, A. M. Sand, I. Schapiro, P. Sharma, C. J. Stein, L. K. Sørensen, D. G. Truhlar, M. Ugandi, L. Ungur, A. Valentini, S. Vancoillie, V. Veryazov, O. Weser, T. A. Wesolowski, P.-O. Widmark, S. Wouters, A. Zech, J. P. Zobel and R. Lindh, *J. Chem. Theory Comput.*, 2019, **15**, 5925–5964.
  - 67 F. Aquilante, J. Autschbach, A. Baiardi, S. Battaglia, V. A.

- Borin, L. F. Chibotaru, I. Conti, L. De Vico, M. Delcey, I. Fdez. Galván, N. Ferré, L. Freitag, M. Garavelli, X. Gong, S. Knecht, E. D. Larsson, R. Lindh, M. Lundberg, P. Å. Malmqvist, A. Nenov, J. Norell, M. Odelius, M. Olivucci, T. B. Pedersen, L. Pedraza-González, Q. M. Phung, K. Pierloot, M. Reiher, I. Schapiro, J. Segarra-Martí, F. Segatta, L. Seijo, S. Sen, D.-C. Sergentu, C. J. Stein, L. Ungur, M. Vacher, A. Valentini and V. Veryazov, *J. Chem. Phys.*, 2020, **152**, 214117.
- 68 F. Aquilante, P. Å. Malmqvist, T. B. Pedersen, A. Ghosh and B. O. Roos, *J. Chem. Theory Comput.*, 2008, **4**, 694–702.
- 69 F. Aquilante, L. Gagliardi, T. B. Pedersen and R. Lindh, *J. Chem. Phys.*, 2009, **130**, 154107.
- 70 G. Ghigo, B. O. Roos and P. Å. Malmqvist, *Chem. Phys. Lett.*, 2004, **396**, 142–149.
- 71 N. Forsberg and P. Å. Malmqvist, *Chem. Phys. Lett.*, 1997, **274**, 196–204.
- 72 V. Sauri, L. Serrano-Andrés, A. R. M. Shahi, L. Gagliardi, S. Vancoillie and K. Pierloot, *J. Chem. Theory Comput.*, 2011, **7**, 153–168.
- 73 H.-J. Werner and P. J. Knowles, *J. Chem. Phys.*, 1988, **89**, 5803–5814.
- 74 P. J. Knowles and H.-J. Werner, *Chem. Phys. Lett.*, 1988, **145**, 514–522.
- 75 P. J. Knowles and H.-J. Werner, *Theor. Chim. Acta*, 1992, **84**, 95–103.
- 76 K. R. Shamasundar, G. Knizia and H.-J. Werner, *J. Chem. Phys.*, 2011, **135**, 054101.
- 77 H.-J. Werner, P. J. Knowles, G. Knizia, F. R. Manby and M. Schütz, *WIREs Comput. Mol. Sci.*, 2012, **2**, 242–253.
- 78 H.-J. Werner, P. J. Knowles, F. R. Manby, J. A. Black, K. Doll, A. Heßelmann, D. Kats, A. Köhn, T. Korona, D. A. Kreplin, Q. Ma, T. F. Miller, A. Mitrushchenkov, K. A. Peterson, I. Polyak, G. Rauhut and M. Sibaev, *J. Chem. Phys.*, 2020, **152**, 144107.
- 79 H.-J. Werner, P. J. Knowles, G. Knizia, F. R. Manby, M. Schütz, P. Celani, W. Györffy, D. Kats, T. Korona, R. Lindh, A. Mitrushchenkov, G. Rauhut, K. R. Shamasundar, T. B. Adler, R. D. Amos, S. J. Bennie, A. Bernhardsson, A. Berning, D. L. Cooper, M. J. O. Deegan, A. J. Dobbyn, F. Eckert, E. Goll, C. Hampel, A. Hesselmann, G. Hetzer, T. Hrenar, G. Jansen, C. Köppl, S. J. R. Lee, Y. Liu, A. W. Lloyd, Q. Ma, R. A. Mata, A. J. May, S. J. McNicholas, W. Meyer, T. F. M. III, M. E. Mura, A. Nicklass, D. P. O'Neill, P. Palmieri, D. Peng, K. Pflüger, R. Pitzer, M. Reiher, T. Shiozaki, H. Stoll, A. J. Stone, R. Tarroni, T. Thorsteinsson, M. Wang and M. Welborn, *MOLPRO, version 2021*, a package of ab initio programs.
- 80 J. A. Pople, R. Seeger and R. Krishnan, *Int. J. Quantum Chem.*, 1977, **12**, 149–163.
- 81 H.-J. Werner and P. J. Knowles, *J. Chem. Phys.*, 1985, **82**, 5053.
- 82 P. J. Knowles and H.-J. Werner, *Chem. Phys. Lett.*, 1985, **115**, 259–267.
- 83 D. A. Kreplin, P. J. Knowles and H.-J. Werner, *J. Chem. Phys.*, 2019, **150**, 194106.
- 84 D. A. Kreplin, P. J. Knowles and H.-J. Werner, *J. Chem. Phys.*, 2020, **152**, 074102.
- 85 M. Douglas and N. M. Kroll, *Ann. Phys.*, 1974, **82**, 89–155.
- 86 B. A. Hess, *Phys. Rev. A*, 1986, **33**, 3742–3748.
- 87 M. Reiher and A. Wolf, *J. Chem. Phys.*, 2004, **121**, 10945–10956.
- 88 M. Reiher and A. Wolf, *J. Chem. Phys.*, 2004, **121**, 2037–2047.
- 89 T. H. Dunning, *J. Chem. Phys.*, 1989, **90**, 1007–1023.
- 90 K. A. Peterson and T. H. Dunning, *J. Chem. Phys.*, 2002, **117**, 10548–10560.
- 91 N. B. Balabanov and K. A. Peterson, *J. Chem. Phys.*, 2005, **123**, 064107.
- 92 W. A. de Jong, R. J. Harrison and D. A. Dixon, *J. Chem. Phys.*, 2001, **114**, 48–53.
- 93 K. A. Peterson, D. Figgen, M. Dolg and H. Stoll, *J. Chem. Phys.*, 2007, **126**, 124101.
- 94 B. P. Pritchard, D. Altarawy, B. Didier, T. D. Gibson and T. L. Windus, *J. Chem. Inf. Model.*, 2019, **59**, 4814–4820.
- 95 D. Feller, *J. Comput. Chem.*, 1996, **17**, 1571–1586.
- 96 K. L. Schuchardt, B. T. Didier, T. Elsethagen, L. Sun, V. Gurmooorthi, J. Chase, J. Li and T. L. Windus, *J. Chem. Inf. Model.*, 2007, **47**, 1045–1052.
- 97 R. A. Bachorz, F. A. Bischoff, A. Glöß, C. Hättig, S. Höfener, W. Klopper and D. P. Tew, *J. Comput. Chem.*, 2011, **32**, 2492–2513.
- 98 C. Hättig, D. P. Tew and A. Köhn, *J. Chem. Phys.*, 2010, **132**, 231102.
- 99 S. G. Balasubramani, G. P. Chen, S. Coriani, M. Diedenhofen, M. S. Frank, Y. J. Franzke, F. Furche, R. Grotjahn, M. E. Harding, C. Hättig, A. Hellweg, B. Helmich-Paris, C. Holzer, U. Huniar, M. Kaupp, A. Marefat Khah, S. Karbalaee Khani, T. Müller, F. Mack, B. D. Nguyen, S. M. Parker, E. Perlt, D. Rappoport, K. Reiter, S. Roy, M. Rückert, G. Schmitz, M. Sierka, E. Tapavicza, D. P. Tew, C. van Wüllen, V. K. Voora, F. Weigend, A. Wodyński and J. M. Yu, *J. Chem. Phys.*, 2020, **152**, 184107.
- 100 C. Hättig, *Phys. Chem. Chem. Phys.*, 2005, **7**, 59–66.
- 101 F. Weigend, A. Köhn and C. Hättig, *J. Chem. Phys.*, 2002, **116**, 3175–3183.
- 102 F. Weigend, *Journal of Computational Chemistry*, 2008, **29**, 167–175.
- 103 F. Weigend, M. Häser, H. Patzelt and R. Ahlrichs, *Chem. Phys. Lett.*, 1998, **294**, 143–152.
- 104 J. G. Hill and J. A. Platts, *J. Chem. Phys.*, 2008, **129**, 134101.
- 105 K. Pierloot, *Computational Organometallic Chemistry*, Marcel Dekker, Inc., New York, Cundari, T. R. edn, 2001, pp. 123–158.
- 106 K. Pierloot, *Mol. Phys.*, 2003, **101**, 2083–2094.
- 107 S. Vancoillie, H. Zhao, V. T. Tran, M. F. A. Hendrickx and K. Pierloot, *J. Chem. Theory Comput.*, 2011, **7**, 3961–3977.
- 108 K. Pierloot, *Int. J. Quantum Chem.*, 2011, **111**, 3291–3301.

- 109 V. Veryazov, P. Å. Malmqvist and B. O. Roos, *Int. J. Quantum Chem.*, 2011, **111**, 3329–3338.
- 110 A. Fouqueau, S. Mer, M. E. Casida, L. M. Lawson Daku, A. Hauser, T. Mineva and F. Neese, *J. Chem. Phys.*, 2004, **120**, 9473–9486.
- 111 J. C. Pickering, A. J. J. Raassen, P. H. M. Uylings and S. Johansson, *Astrophys. J., Suppl. Ser.*, 1998, **117**, 261–311.
- 112 J. Sugar and C. Corliss, *J. Phys. Chem. Ref. Data*, 1985, **14**, 1–664.
- 113 F. J. Sancho, *Anales Real. Soc. Esp. Fis. y Quim.*, 1958, **54A**, 41.
- 114 Y. Shadmi, *Bull. Res. Council Israel*, 1961, **9F**, 141.
- 115 Q. M. Phung, M. Feldt, J. N. Harvey and K. Pierloot, *J. Chem. Theory Comput.*, 2018, **14**, 2446–2455.
- 116 P. Hofmann and M. Padmanabhan, *Organometallics*, 1983, **2**, 1273–1284.