



HAL
open science

Model Independent Approach of the JUNO ^8B Solar Neutrino Program

Jie Zhao, Baobiao Yue, Haoqi Lu, Yufeng Li, Jiajie Ling, Zeyuan Yu, Angel Abusleme, Thomas Adam, Shakeel Ahmad, Rizwan Ahmed, et al.

► **To cite this version:**

Jie Zhao, Baobiao Yue, Haoqi Lu, Yufeng Li, Jiajie Ling, et al.. Model Independent Approach of the JUNO ^8B Solar Neutrino Program. The Astrophysical Journal, 2024, 965 (2), pp.122. 10.3847/1538-4357/ad2bfd . hal-03833969

HAL Id: hal-03833969

<https://hal.science/hal-03833969v1>

Submitted on 15 Jan 2025

HAL is a multi-disciplinary open access archive for the deposit and dissemination of scientific research documents, whether they are published or not. The documents may come from teaching and research institutions in France or abroad, or from public or private research centers.

L'archive ouverte pluridisciplinaire **HAL**, est destinée au dépôt et à la diffusion de documents scientifiques de niveau recherche, publiés ou non, émanant des établissements d'enseignement et de recherche français ou étrangers, des laboratoires publics ou privés.



Distributed under a Creative Commons Attribution 4.0 International License



Model-independent Approach of the JUNO ^8B Solar Neutrino Program

Jie Zhao¹, Baobiao Yue², Haoqi Lu¹, Yufeng Li¹, Jiajie Ling², Zeyuan Yu¹, Angel Abusleme^{3,4}, Thomas Adam⁵, Shakeel Ahmad⁶, Rizwan Ahmed⁶, Sebastiano Aiello⁷, Muhammad Akram⁶, Abid Aleem⁶, Tsagkarakis Alexandros⁸, Fengpeng An⁹, Qi An¹⁰, Giuseppe Andronico⁷, Nikolay Anfimov¹¹, Vito Antonelli¹², Tatiana Antoshkina¹¹, Burin Asavapibhop¹³, João Pedro Athayde Marcondes de André⁵, Didier Auguste¹⁴, Weidong Bai², Nikita Balashov¹¹, Wander Baldini¹⁵, Andrea Barresi¹⁶, Davide Basilico¹², Eric Baussan⁵, Marco Bellato¹⁷, Antonio Bergnoli¹⁷, Thilo Birkenfeld⁸, Sylvie Blin¹⁴, David Blum¹⁸, Simon Blyth¹, Anastasia Bolshakova¹¹, Mathieu Bongrand¹⁹, Clément Bordereau^{20,21}, Dominique Breton¹⁴, Augusto Brigatti¹², Riccardo Brugnera²², Riccardo Bruno⁷, Antonio Budano²³, Jose Busto²⁴, Ilya Butorov¹¹, Anatael Cabrera¹⁴, Barbara Caccianiga¹², Hao Cai²⁵, Xiao Cai¹, Yanke Cai¹, Zhiyan Cai¹, Riccardo Callegari²², Antonio Cammi²⁶, Agustin Campeny³, Chuanya Cao¹, Guofu Cao¹, Jun Cao¹, Rossella Caruso⁷, Cédric Cerna²⁰, Chi Chan²⁷, Jinfan Chang¹, Yun Chang²⁸, Guoming Chen²⁹, Pingping Chen³⁰, Po-An Chen²¹, Shaomin Chen³¹, Xurong Chen³², Yixue Chen³³, Yu Chen², Zhiyuan Chen¹, Zikang Chen², Jie Cheng³³, Yaping Cheng³⁴, Alexander Chepurnov³⁵, Alexey Chetverikov¹¹, Davide Chiesa¹⁶, Pietro Chimenti³⁶, Artem Chukanov¹¹, Gérard Claverie²⁰, Catia Clementi³⁷, Barbara Clerbaux³⁸, Marta Colomer Molla³⁸, Selma Conforti Di Lorenzo²⁰, Daniele Corti¹⁷, Flavio Dal Corso¹⁷, Olivia Dalager³⁹, Christophe De La Taille²⁰, Zhi Deng³¹, Ziyang Deng¹, Wilfried Depnering⁴⁰, Marco Diaz³, Xuofeng Ding¹², Yayun Ding¹, Bayu Dirgantara⁴¹, Sergey Dmitrievsky¹¹, Tadeas Dohnal⁴², Dmitry Dolzhikov¹¹, Georgy Donchenko³⁵, Jianmeng Dong³¹, Evgeny Doroshkevich⁴³, Marcos Dracos⁵, Frédéric Druillolle²⁰, Ran Du¹, Shuxian Du⁴⁴, Stefano Dusini¹⁷, Martin Dvorak⁴², Timo Enqvist⁴⁵, Heike Enzmann⁴⁰, Andrea Fabbri²³, Donghua Fan⁴⁶, Lei Fan¹, Jian Fang¹, Wenxing Fang¹, Marco Fargetta⁷, Dmitry Fedoseev¹¹, Zhengyong Fei¹, Li-Cheng Feng²⁷, Qichun Feng⁴⁷, Richard Ford¹², Amélie Fournier²⁰, Haonan Gan⁴⁸, Feng Gao⁸, Alberto Garfagnini²², Arsenii Gavrikov¹¹, Marco Giammarchi¹², Nunzio Giudice⁷, Maxim Gonchar¹¹, Guanghua Gong³¹, Hui Gong³¹, Yuri Gornushkin¹¹, Alexandre Göttel^{49,8,78}, Marco Grassi²², Maxim Gromov³⁵, Vasily Gromov¹¹, Minghao Gu¹, Xiaofei Gu⁴⁴, Yu Gu⁵⁰, Mengyun Guan¹, Yuduo Guan¹, Nunzio Guardone⁷, Cong Guo¹, Jingyuan Guo², Wanlei Guo¹, Xinheng Guo⁵¹, Yuhang Guo⁵², Paul Hackspacher⁴⁰, Caren Hagner⁵³, Ran Han³⁴, Yang Han², Miao He¹, Wei He¹, Tobias Heinz¹⁸, Patrick Hellmuth²⁰, Yuekun Heng¹, Rafael Herrera³, YuenKeung Hor², Shaojing Hou¹, Yee Hsiung²¹, Bei-Zhen Hu²¹, Hang Hu², Jianrun Hu¹, Jun Hu¹, Shouyang Hu⁵⁴, Tao Hu¹, Yuxiang Hu¹, Zhuojun Hu², Guihong Huang⁴⁶, Hanxiong Huang⁵⁴, Kaixuan Huang², Wenhao Huang^{55,56}, Xin Huang¹, Xingtao Huang^{55,56}, Yongbo Huang²⁹, Jiaqi Hui⁵⁷, Lei Huo⁴⁷, Wenju Huo¹⁰, Cédric Huss²⁰, Safer Hussain⁶, Ara Ioannisian⁵⁸, Roberto Isocrate¹⁷, Beatrice Jelmini²², Ignacio Jeria³, Xiaolu Ji¹, Huihui Jia⁵⁹, Junji Jia²⁵, Siyu Jian⁵⁴, Di Jiang¹⁰, Wei Jiang¹, Xiaoshan Jiang¹, Xiaoping Jing¹, Cécile Jollet²⁰, Leonidas Kalousis⁵, Philipp Kampmann^{60,49}, Li Kang³⁰, Rebin Karaparambil¹⁹, Narine Kazarian⁵⁸, Amina Khatun⁶¹, Khanchai Khosonthongkee⁴¹, Denis Korabely¹¹, Konstantin Kouzakov³⁵, Alexey Krasnoperov¹¹, Nikolay Kutovskiy¹¹, Pasi Kuusiniemi⁴⁵, Tobias Lachenmaier¹⁸, Cecilia Landini¹², Sébastien Leblanc²⁰, Victor Lebrin¹⁹, Frederic Lefevre¹⁹, Ruiting Lei³⁰, Rupert Leitner⁴², Jason Leung²⁷, Daozheng Li¹, Demin Li⁴⁴, Fei Li¹, Fule Li³¹, Gaosong Li¹, Huiling Li¹, Mengzhao Li¹, Min Li¹, Nan Li¹, Nan Li⁶², Qingjiang Li⁶², Ruhui Li¹, Rui Li⁵⁷, Shanfeng Li³⁰, Tao Li², Teng Li^{55,56}, Weidong Li^{1,63}, Weiguo Li¹, Xiaomei Li⁵⁴, Xiaonan Li¹, Xinglong Li⁵⁴, Yi Li³⁰, Yichen Li¹, Zepeng Li¹, Zhaohan Li¹, Zhibing Li², Ziyuan Li², Zonghai Li²⁵, Hao Liang⁵⁴, Hao Liang¹⁰, Jiajun Liao², Ayut Limphirat⁴¹, Guey-Lin Lin²⁷, Shengxin Lin³⁰, Tao Lin¹, Ivano Lippi¹⁷, Fang Liu³³, Haidong Liu⁴⁴, Haotian Liu²⁵, Hongbang Liu²⁹, Hongjuan Liu⁶⁴, Hongtao Liu², Hui Liu⁵⁰, Jianglai Liu^{57,65}, Jinchang Liu¹, Min Liu⁶⁴, Qian Liu⁶³, Qin Liu¹⁰, Runxuan Liu^{49,8}, Shubin Liu¹⁰, Shulin Liu¹, Xiaowei Liu², Xiwen Liu²⁹, Yan Liu¹, Yunzhe Liu¹, Alexey Lokhov^{35,43}, Paolo Lombardi¹², Claudio Lombardo⁷, Kai Loo⁴⁵, Chuan Lu⁴⁸, Jingbin Lu⁶⁶, Junguang Lu¹, Shuxiang Lu⁴⁴, Bayarto Lubsandorzhev⁴³, Sultim Lubsandorzhev⁴³, Livia Ludhova^{49,8}, Arslan Lukanov⁴³, Daibin Luo¹, Fengjiao Luo⁶⁴, Guang Luo², Shu Luo⁶⁷, Wuming Luo¹, Xiaojie Luo¹, Vladimir Lyashuk⁴³, Bangzheng Ma^{55,56}, Bing Ma⁴⁴, Qiumei Ma¹, Si Ma¹, Xiaoyan Ma¹, Xubo Ma³³, Jihane Maalmi¹⁴, Jingyu Mai², Yury Malyshev¹¹, Roberto Carlos Mandujano³⁹, Fabio Mantovani¹⁵, Francesco Manzali²², Xin Mao³⁴, Yajun Mao⁶⁸, Stefano M. Mari²³, Filippo Marini²², Cristina Martellini²³, Gisele Martin-Chassard¹⁴, Agnese Martini⁶⁹, Matthias Mayer⁷⁰, Davit Mayilyan⁵⁸, Ints Mednieks⁷¹, Yue Meng⁵⁷, Anselmo Meregaglia²⁰, Emanuela Meroni¹², David Meyhöfer⁵³, Mauro Mezzetto¹⁷, Jonathan Miller⁷², Lino Miramonti¹², Paolo Montini²³, Michele Montuschi¹⁵, Axel Müller¹⁸, Massimiliano Nastasi¹⁶, Dmitry V. Naumov¹¹, Elena Naumova¹¹, Diana Navas-Nicolas¹⁴, Igor Nemchenok¹¹, Minh Thuan Nguyen Thi²⁷, Alexey Nikolaev³⁵, Feipeng Ning¹, Zhe Ning¹, Hiroshi Nunokawa⁷³, Lothar Oberauer⁷⁰, Juan Pedro Ochoa-Ricoux^{3,4,39}, Alexander Olshevskiy¹¹, Domizia Orestano²³, Fausto Ortica³⁷, Rainer Othegraven⁴⁰, Alessandro Paoloni⁶⁹, Sergio Parmeggiano¹², Yatian Pei¹, Nicomede Pelliccia³⁷, Anguo Peng⁶⁴, Haiping Peng¹⁰, Yu Peng¹, Zhaoyuan Peng¹, Frédéric Perrot²⁰, Pierre-Alexandre Petitjean³⁸, Fabrizio Petrucci²³, Oliver Pilarczyk⁴⁰, Luis Felipe Piñeres Rico⁵, Artyom Popov³⁵, Pascal Poussot⁵, Ezio Previtali¹⁶, Fazhi Qi¹, Ming Qi⁷⁴, Sen Qian¹, Xiaohui Qian¹, Zhen Qian², Hao Qiao⁶⁸, Zhonghua Qin¹, Shoukang Qiu⁶⁴, Gioacchino Ranucci¹², Neill Raper², Alessandra Re¹², Henning Reber⁵³, Abdel Rebi²⁰, Mariia Redchuk^{17,22}, Mariia Redchuk^{17,22}, Bin Ren³⁰, Jie Ren⁵⁴, Barbara Ricci¹⁵, Mariam Rifai^{49,8}, Mathieu Roche²⁰, Narongkiat Rodphai¹³, Aldo Romani³⁷, Bedřich Roskovec⁴², Xichao Ruan⁵⁴, Arseniy Rybnikov¹¹, Andrey Sadovsky¹¹, Paolo Saggese¹², Simone Sanfilippo²³, Anut Sangka⁷⁵, Utane Sawangwit⁷⁵

Julia Sawatzki⁷⁰, Michaela Schever^{49,8}, Cédric Schwab⁵, Konstantin Schweizer⁷⁰, Alexandr Selyunin¹¹, Andrea Serafini²², Giulio Settanta^{49,77}, Mariangela Settimo¹⁹, Zhuang Shao⁵², Vladislav Sharov¹¹, Arina Shaydurova¹¹, Jingyan Shi¹, Yanan Shi¹, Vitaly Shutov¹¹, Andrey Sidorenkov⁴³, Fedor Šimkovic⁶¹, Chiara Sirignano²², Jaruchit Siripak⁴¹, Monica Sisti¹⁶, Maciej Słupecki⁴⁵, Mikhail Smirnov², Oleg Smirnov¹¹, Thiago Sogo-Bezerra¹⁹, Sergey Sokolov¹¹, Julianan Songwadhana⁴¹, Boonruksar Soonthornthum⁷⁵, Albert Sotnikov¹¹, Ondřej Šrámek⁴², Warintorn Sreethawong⁴¹, Achim Stahl⁸, Luca Stanco¹⁷, Konstantin Stankevich³⁵, Dušan Štefánik⁶¹, Hans Steiger^{40,70}, Jochen Steinmann⁸, Tobias Sterr¹⁸, Matthias Raphael Stock⁷⁰, Virginia Strati¹⁵, Alexander Studenikin³⁵, Jun Su², Shifeng Sun³³, Xilei Sun¹, Yongjie Sun¹⁰, Yongzhao Sun¹, Zhengyang Sun⁵⁷, Narumon Suwonjandee¹³, Michal Szelezniak⁵, Jian Tang², Qiang Tang², Quan Tang⁶⁴, Xiao Tang¹, Alexander Tietzsch¹⁸, Igor Tkachev⁴³, Tomas Tmej⁴², Marco Danilo Claudio Torri¹², Konstantin Treskov¹¹, Andrea Triossi²², Giancarlo Troni³, Wladyslaw Trzaska⁴⁵, Cristina Tuve⁷, Nikita Ushakov⁴³, Vadim Vedin⁷¹, Giuseppe Verde⁷, Maxim Vialkov³⁵, Benoit Viaud¹⁹, Cornelius Moritz Vollbrecht^{49,8}, Cristina Volpe¹⁴, Katharina von Sturm²², Vit Vorobel⁴², Dmitriy Voronin⁴³, Lucia Votano⁶⁹, Pablo Walker^{3,4}, Caishen Wang³⁰, Chung-Hsiang Wang²⁸, En Wang⁴⁴, Guoli Wang⁴⁷, Jian Wang¹⁰, Jun Wang², Lu Wang¹, Meifen Wang¹, Meng Wang⁶⁴, Meng Wang^{55,56}, Ruiguang Wang¹, Siguang Wang⁶⁸, Wei Wang⁷⁴, Wei Wang², Wenshuai Wang¹, Xi Wang⁶², Xiangyue Wang², Yangfu Wang¹, Yaoguang Wang¹, Yi Wang³¹, Yi Wang⁴⁶, Yifang Wang¹, Yuanqing Wang³¹, Yuman Wang⁷⁴, Zhe Wang³¹, Zheng Wang¹, Zhimin Wang¹, Zongyi Wang³¹, Apimook Watcharangkool⁷⁵, Wei Wei¹, Wei Wei^{55,56}, Wenlu Wei¹, Yadong Wei³⁰, Kaile Wen¹, Liangjian Wen¹, Christopher Wiebusch⁸, Steven Chan-Fai Wong², Bjoern Wonsak⁵³, Diru Wu¹, Qun Wu^{55,56}, Zhi Wu¹, Michael Wurm⁴⁰, Jacques Wurtz⁵, Christian Wysotzki⁸, Yufei Xi⁴⁸, Dongmei Xia⁷⁶, Xiang Xiao², Xiaochuan Xie²⁹, Yuguang Xie¹, Zhangquan Xie¹, Zhao Xin¹, Zhizhong Xing¹, Benda Xu³¹, Cheng Xu⁶⁴, Donglian Xu^{57,65}, Fanrong Xu⁵⁰, Hangkun Xu¹, Jilei Xu¹, Jing Xu⁵¹, Meihang Xu¹, Yin Xu⁵⁹, Yu Xu², Baojun Yan¹, Taylor Yan⁴¹, Wenqi Yan¹, Xiongbo Yan¹, Yupeng Yan⁴¹, Changgen Yang¹, Chengfeng Yang²⁹, Huan Yang¹, Jie Yang⁴⁴, Lei Yang³⁰, Xiaoyu Yang¹, Yifan Yang¹, Yifan Yang³⁸, Haifeng Yao¹, Jiakuan Ye¹, Mei Ye¹, Ziping Ye⁶⁵, Frédéric Yermia¹⁹, Na Yin^{55,56}, Zhengyun You², Boxiang Yu¹, Chiye Yu³⁰, Chunxu Yu⁵⁹, Hongzhao Yu², Miao Yu²⁵, Xianghui Yu⁵⁹, Zezhong Yu¹, Cenxi Yuan², Chengzhuo Yuan¹, Ying Yuan⁶⁸, Zhenxiong Yuan³¹, Noman Zafar⁶, Vitalii Zavadskiy¹¹, Shan Zeng¹, Tingxuan Zeng¹, Yuda Zeng², Liang Zhan¹, Aiqiang Zhang³¹, Bin Zhang⁴⁴, Binting Zhang¹, Feiyang Zhang⁵⁷, Guoqing Zhang¹, Honghao Zhang², Jialiang Zhang⁷⁴, Jiawen Zhang¹, Jie Zhang¹, Jin Zhang²⁹, Jingbo Zhang⁴⁷, Jinnan Zhang¹, Mohan Zhang¹, Peng Zhang¹, Qingmin Zhang⁵², Shiqi Zhang², Shu Zhang², Tao Zhang⁵⁷, Xiaomei Zhang¹, Xin Zhang¹, Xuantong Zhang¹, Xueyao Zhang^{55,56}, Yinhong Zhang¹, Yiyu Zhang¹, Yongpeng Zhang¹, Yu Zhang¹, Yuanyuan Zhang⁵⁷, Yumei Zhang², Zhenyu Zhang²⁵, Zhijian Zhang³⁰, Fengyi Zhao³², Rong Zhao², Runze Zhao¹, Shujun Zhao⁴⁴, Dongqin Zheng⁵⁰, Hua Zheng³⁰, Yangheng Zheng⁶³, Weirong Zhong⁵⁰, Jing Zhou⁵⁴, Li Zhou¹, Nan Zhou¹⁰, Shun Zhou¹, Tong Zhou¹, Xiang Zhou²⁵, Jiang Zhu², Jingsen Zhu⁹, Kangfu Zhu⁵², Kejun Zhu¹, Zhihang Zhu¹, Bo Zhuang¹, Honglin Zhuang¹, Liang Zong³¹, and Jiaheng Zou¹

¹ Institute of High Energy Physics, Beijing, People's Republic of China; liyufeng@ihep.ac.cn

² Sun Yat-Sen University, Guangzhou, People's Republic of China; lingj5@mail.sysu.edu.cn

³ Pontificia Universidad Católica de Chile, Santiago, Chile

⁴ Millennium Institute for SubAtomic Physics at the High-energy Frontier (SAPHIR), ANID, Chile

⁵ IPHC, Université de Strasbourg, CNRS/IN2P3, F-67037 Strasbourg, France

⁶ Pakistan Institute of Nuclear Science and Technology, Islamabad, Pakistan

⁷ INFN Catania and Dipartimento di Fisica e Astronomia dell'Università di Catania, Catania, Italy

⁸ III. Physikalisches Institut B, RWTH Aachen University, Aachen, Germany

⁹ East China University of Science and Technology, Shanghai, People's Republic of China

¹⁰ University of Science and Technology of China, Hefei, People's Republic of China

¹¹ Joint Institute for Nuclear Research, Dubna, Russia

¹² INFN Sezione di Milano and Dipartimento di Fisica dell'Università di Milano, Milano, Italy

¹³ Department of Physics, Faculty of Science, Chulalongkorn University, Bangkok, Thailand

¹⁴ IJCLab, Université Paris-Saclay, CNRS/IN2P3, 91405 Orsay, France

¹⁵ Department of Physics and Earth Science, University of Ferrara and INFN Sezione di Ferrara, Ferrara, Italy

¹⁶ INFN Milano Bicocca and University of Milano Bicocca, Milano, Italy

¹⁷ INFN Sezione di Padova, Padova, Italy

¹⁸ Eberhard Karls Universität Tübingen, Physikalisches Institut, Tübingen, Germany

¹⁹ SUBATECH, Nantes Université, IMT Atlantique, CNRS-IN2P3, Nantes, France

²⁰ Université Bordeaux, CNRS, LP2i Bordeaux, UMR 5797, F-33170 Gradignan, France

²¹ Department of Physics, National Taiwan University, Taipei

²² Dipartimento di Fisica e Astronomia dell'Università di Padova and INFN Sezione di Padova, Padova, Italy

²³ University of Roma Tre and INFN Sezione Roma Tre, Roma, Italy

²⁴ Centre de Physique des Particules de Marseille, Marseille, France

²⁵ Wuhan University, Wuhan, People's Republic of China

²⁶ INFN Milano Bicocca and Politecnico di Milano, Milano, Italy

²⁷ Institute of Physics, National Yang Ming Chiao Tung University, Hsinchu

²⁸ National United University, Miao-Li

²⁹ Guangxi University, Nanning, People's Republic of China

³⁰ Dongguan University of Technology, Dongguan, People's Republic of China

³¹ Tsinghua University, Beijing, People's Republic of China

³² Institute of Modern Physics, Chinese Academy of Sciences, Lanzhou, People's Republic of China

³³ North China Electric Power University, Beijing, People's Republic of China

³⁴ Beijing Institute of Spacecraft Environment Engineering, Beijing, People's Republic of China

³⁵ Lomonosov Moscow State University, Moscow, Russia

³⁶ Universidade Estadual de Londrina, Londrina, Brazil

³⁷ INFN Sezione di Perugia and Dipartimento di Chimica, Biologia e Biotecnologie dell'Università di Perugia, Perugia, Italy

- ³⁸ Université Libre de Bruxelles, Brussels, Belgium
- ³⁹ Department of Physics and Astronomy, University of California, Irvine, CA, USA
- ⁴⁰ Institute of Physics and EC PRISMA⁺, Johannes Gutenberg Universität Mainz, Mainz, Germany
- ⁴¹ Suranaree University of Technology, Nakhon Ratchasima, Thailand
- ⁴² Charles University, Faculty of Mathematics and Physics, Prague, Czech Republic
- ⁴³ Institute for Nuclear Research of the Russian Academy of Sciences, Moscow, Russia
- ⁴⁴ School of Physics and Microelectronics, Zhengzhou University, Zhengzhou, People's Republic of China
- ⁴⁵ University of Jyväskylä, Department of Physics, Jyväskylä, Finland
- ⁴⁶ Wuyi University, Jiangmen, People's Republic of China
- ⁴⁷ Harbin Institute of Technology, Harbin, People's Republic of China
- ⁴⁸ Institute of Hydrogeology and Environmental Geology, Chinese Academy of Geological Sciences, Shijiazhuang, People's Republic of China
- ⁴⁹ Forschungszentrum Jülich GmbH, Nuclear Physics Institute IKP-2, Jülich, Germany
- ⁵⁰ Jinan University, Guangzhou, People's Republic of China
- ⁵¹ Beijing Normal University, Beijing, People's Republic of China
- ⁵² Xi'an Jiaotong University, Xi'an, People's Republic of China
- ⁵³ Institute of Experimental Physics, University of Hamburg, Hamburg, Germany
- ⁵⁴ China Institute of Atomic Energy, Beijing, People's Republic of China
- ⁵⁵ Shandong University, Jinan, People's Republic of China
- ⁵⁶ Key Laboratory of Particle Physics and Particle Irradiation of Ministry of Education, Shandong University, Qingdao, People's Republic of China
- ⁵⁷ School of Physics and Astronomy, Shanghai Jiao Tong University, Shanghai, People's Republic of China
- ⁵⁸ Yerevan Physics Institute, Yerevan, Armenia
- ⁵⁹ Nankai University, Tianjin, People's Republic of China
- ⁶⁰ Helmholtzzentrum für Schwerionenforschung, Planckstrasse 1, D-64291 Darmstadt, Germany
- ⁶¹ Comenius University Bratislava, Faculty of Mathematics, Physics and Informatics, Bratislava, Slovakia
- ⁶² College of Electronic Science and Engineering, National University of Defense Technology, Changsha, People's Republic of China
- ⁶³ University of Chinese Academy of Sciences, Beijing, People's Republic of China
- ⁶⁴ The Radiochemistry and Nuclear Chemistry Group in University of South China, Hengyang, People's Republic of China
- ⁶⁵ Tsung-Dao Lee Institute, Shanghai Jiao Tong University, Shanghai, People's Republic of China
- ⁶⁶ Jilin University, Changchun, People's Republic of China
- ⁶⁷ Xiamen University, Xiamen, People's Republic of China
- ⁶⁸ School of Physics, Peking University, Beijing, People's Republic of China
- ⁶⁹ Laboratori Nazionali di Frascati dell'INFN, Roma, Italy
- ⁷⁰ Technische Universität München, München, Germany
- ⁷¹ Institute of Electronics and Computer Science, Riga, Latvia
- ⁷² Universidad Tecnica Federico Santa Maria, Valparaiso, Chile
- ⁷³ Pontificia Universidade Catolica do Rio de Janeiro, Rio de Janeiro, Brazil
- ⁷⁴ Nanjing University, Nanjing, People's Republic of China
- ⁷⁵ National Astronomical Research Institute of Thailand, Chiang Mai, Thailand
- ⁷⁶ Chongqing University, Chongqing, People's Republic of China

Received 2022 October 17; revised 2024 February 7; accepted 2024 February 12; published 2024 April 12

Abstract

The physics potential of detecting ^8B solar neutrinos will be exploited at the Jiangmen Underground Neutrino Observatory (JUNO), in a model-independent manner by using three distinct channels of the charged current (CC), neutral current (NC), and elastic scattering (ES) interactions. Due to the largest-ever mass of ^{13}C nuclei in the liquid scintillator detectors and the expected low background level, ^8B solar neutrinos are observable in the CC and NC interactions on ^{13}C for the first time. By virtue of optimized event selections and muon veto strategies, backgrounds from the accidental coincidence, muon-induced isotopes, and external backgrounds can be greatly suppressed. Excellent signal-to-background ratios can be achieved in the CC, NC, and ES channels to guarantee the observation of the ^8B solar neutrinos. From the sensitivity studies performed in this work, we show that JUNO, with 10 yr of data, can reach the 1σ precision levels of 5%, 8%, and 20% for the ^8B neutrino flux, $\sin^2\theta_{12}$, and Δm_{21}^2 , respectively. Probing the details of both solar physics and neutrino physics would be unique and helpful. In addition, when combined with the Sudbury Neutrino Observatory measurement, the world's best precision of 3% is expected for the measurement of the ^8B neutrino flux.

Unified Astronomy Thesaurus concepts: [Solar neutrinos \(1511\)](#)

1. Introduction

Electron neutrino fluxes are produced from thermal nuclear fusion reactions in the solar core, either through the proton–

proton (pp) chain or the carbon–nitrogen–oxygen (CNO) cycle. According to their production reactions, the solar neutrino species can be categorized as pp, ^7Be , pep, ^8B , *hep* neutrinos of the pp chain, and the ^{13}N , ^{15}O , and ^{17}F neutrinos of the CNO cycle. Before reaching the detector, solar neutrinos undergo flavor conversion inside the Sun and Earth during their propagation. Solar neutrino measurements have a long history starting with the measurements done by the Homestake experiment (Davis et al. 1968). Many measurements, such as those of Homestake (Davis et al. 1968), Kamiokande (Hirata et al. 1989), GALLEX/GNO (Anselmann et al. 1993; Altmann et al. 2000), SAGE (Abazov et al. 1991), and SuperKamiokande (SK; Fukuda et al. 1998, 2001), observed the solar

⁷⁷ Now at Istituto Superiore per la Protezione e la Ricerca Ambientale, Via Vitaliano Brancati, 48, 00144 Roma, Italy.

⁷⁸ Now at Gravity Exploration Institute, Cardiff University, Cardiff CF24 3AA, UK.



Original content from this work may be used under the terms of the [Creative Commons Attribution 4.0 licence](#). Any further distribution of this work must maintain attribution to the author(s) and the title of the work, journal citation and DOI.

neutrino deficit problem: that is, the number of observed neutrinos originating from the Sun was much less than that expected from the standard solar model (SSM). Subsequently, the Sudbury Neutrino Observatory (SNO) provided the first model-independent evidence of solar neutrino flavor conversion using three distinct neutrino interaction channels in heavy water (Chen 1985; Ahmad et al. 2001, 2002; Ahmed et al. 2004; Aharmim et al. 2008, 2013a, 2013b). These reactions are the ν_e sensitive charged current (CC) interaction, all flavor sensitive neutral current (NC) interaction on deuterium, and the elastic scattering (ES) interaction on electrons from all neutrino flavors with different cross sections.

Solar neutrino observations rely on the SSM flux predictions, the neutrino oscillation parameters, and the solar density model, which determine the flavor conversion (Wolfenstein 1978; Mikheev & Smirnov 1985; Zyla et al. 2020). Thus, although SK (Renshaw et al. 2014; Abe et al. 2016) and Borexino (Bellini et al. 2014; Agostini et al. 2020) experiments have made precision measurements on the ^8B neutrinos via the ES interaction, the evaluation of the total amount of neutrinos produced inside the Sun relies on the input of solar neutrino oscillations (Zyla et al. 2020). The present most precise ^8B neutrino flux is determined by SNO with a 1σ confidence level uncertainty of around 3.8% (Ahmad et al. 2002; Ahmed et al. 2004; Aharmim et al. 2008, 2013a, 2013b), and it is the only existing model-independent flux measurement. Therefore, a second independent measurement of the total ^8B neutrino flux with the NC channel (Arafune et al. 1989; Ianni et al. 2005) would be important in answering relevant questions in the field of solar physics. For example, there is the solar abundance problem, in which the SSM based on the solar composition with a higher value of metallicity is inconsistent with the helioseismological measurements (Vinyoles et al. 2017). Note that a recent solar model is able to resolve the discord between the helioseismological and photospheric measurements (Magg et al. 2022), but lively discussions on this topic are still ongoing (Yang 2022; Buldgen et al. 2023).

In contrast, the neutrino oscillation parameters $\sin^2\theta_{12}$ and Δm_{21}^2 have reached the 1σ confidence level uncertainty of around 5% and 15%, respectively, from the current global solar neutrino data (Esteban et al. 2020). The mixing angle $\sin^2\theta_{12}$ is extracted from the comparison of the observed fluxes of pp, ^7Be , and ^8B solar neutrinos to their respective total fluxes from the SSM. And the mass squared difference Δm_{21}^2 is measured from both the vacuum–matter transition of the ^8B neutrino oscillations and the size of the day–night asymmetry. A direct comparison of oscillation parameters from the solar neutrino and reactor antineutrino oscillations is a unique probe of new physics beyond the Standard Model of particle physics. It would be excellent to have a new measurement of solar neutrino oscillations with high precision in this respect. This has triggered a variety of interesting discussions on the prospects of future large neutrino detectors (Beacom et al. 2017; Abe et al. 2018; Capozzi et al. 2019; Abusleme et al. 2021a).

The Jianmen Underground Neutrino Observatory (JUNO) is a 20 kt liquid scintillator (LS) detector located in South China and will start acquiring data by 2024. As a multiple-purpose neutrino experiment, JUNO is unique for solar neutrino detection because of its large target mass, excellent energy resolution, and expected low background levels. With the analysis threshold cut of around 2 MeV for the recoiled electron energies in the ES channel, JUNO can make a high

statistics measurement of the flux and spectral shape of ^8B solar neutrinos and will be able to extract the neutrino oscillation parameters $\sin^2\theta_{12}$ and Δm_{21}^2 (Abusleme et al. 2021a). In addition to the high statistics measurement in the ES channel, the presence of the large mass of the ^{13}C nuclei (~ 0.2 kt) makes it feasible to detect ^8B solar neutrinos via CC and NC interactions on ^{13}C . By combining the CC, NC, and ES channels, we are able to perform a model-independent measurement of the ^8B solar neutrino flux and oscillation parameters $\sin^2\theta_{12}$ and Δm_{21}^2 , which will add a unique contribution to the global solar neutrino program.

This paper is organized as follows. We illustrate the typical signatures of the CC and NC interactions of ^8B solar neutrinos and evaluate the corresponding backgrounds in the JUNO detector in Section 2. In Section 3, the physics potential of detecting ^8B solar neutrinos with different combinations of CC, NC, and ES channels is presented, and the sensitivity to the ^8B solar neutrino flux, $\sin^2\theta_{12}$ and Δm_{21}^2 is reported. The concluding remarks of this study are presented in Section 4.

2. Signal and Background at JUNO

The JUNO experiment is building the world's largest LS detector with a total target mass of 20 kt, in which the mass fraction of carbon is 88%. Given that the natural abundance of ^{13}C is 1.1%, the total mass of ^{13}C reaches 193.6 tons, which is similar to the total deuterium mass of 200 tons for the SNO detector. Considering the preferable cross sections of ^{13}C at solar neutrino energies (Fukugita et al. 1988; Suzuki et al. 2012, 2019), the CC and NC solar neutrino rates on ^{13}C will be rather sizable in the JUNO detector.

In Table 1, we present the typical CC, NC, and ES detection channels for ^8B solar neutrinos in the LS medium. For each interaction channel, the reaction threshold is provided, together with the typical experimental signatures, and the expected event numbers for 10 yr of data taking before event selection cuts. The spin and parity of the daughter nuclei at the ground (gnd) or excited state, denoted by the corresponding excited energies, are also provided. The unoscillated ^8B solar neutrino ν_e flux ($5.25 \times 10^6/\text{cm}^2 \text{ s}^{-1}$) is taken from the final result from SNO for this estimation (Aharmim et al. 2013b), and the spectrum is taken from Bahcall et al. (1996) and Bahcall (1997). The cross sections for these exclusive channels are taken from the calculation in Fukugita et al. (1988) and Suzuki et al. (2012, 2019), in which the uncertainties at the level of a few percent are considered to be achievable. Note that the standard Mikheev–Smirnov–Wolfenstein (MSW) effect of solar neutrino oscillations (Wolfenstein 1978; Mikheev & Smirnov 1985) and the neutrino oscillation parameters from Zyla et al. (2020) are used in the calculation of the signals of the CC, NC, and ES channels.

There are no interactions on the ^{12}C nuclei for most solar neutrinos because of the high energy threshold. Thus, for the CC channel, we are left with the following two exclusive interactions:

$$\nu_e + ^{13}\text{C} \rightarrow e^- + ^{13}\text{N} \left(\frac{1}{2}^- ; \text{gnd} \right), \quad (1)$$

$$\nu_e + ^{13}\text{C} \rightarrow e^- + ^{13}\text{N} \left(\frac{3}{2}^- ; 3.502 \text{ MeV} \right), \quad (2)$$

where the final ^{13}N is in the ground state and excited $^{13}\text{N}(3/2^- ; 3.502 \text{ MeV})$ state, respectively. For the first reaction channel, the ground state of ^{13}N undergoes a delayed β^+ decay

Table 1

Typical CC, NC, and ES Detection Channels of the ^8B Solar Neutrinos Together with the Final States, Neutrino Energy Threshold, Typical Signatures in the Detector, and Expected Event Numbers with 10 yr of Data Taking

No.		Channels	Threshold (MeV)	Signal	Event Numbers (10 yr)
1	CC	$\nu_e + ^{12}\text{C} \rightarrow e^- + ^{12}\text{N}(1^+; \text{gnd})$ (Fukugita et al. 1988)	16.827	$e^- + ^{12}\text{N}$ decay (β^+ , $Q = 17.338$ MeV)	0.43
1		$\nu_e + ^{13}\text{C} \rightarrow e^- + ^{13}\text{N}(1/2^-; \text{gnd})$ (Suzuki et al. 2012)	2.2	$e^- + ^{13}\text{N}$ decay (β^+ , $Q = 2.22$ MeV)	3929
2		$\nu_e + ^{13}\text{C} \rightarrow e^- + ^{13}\text{N}(3/2^-; 3.5 \text{ MeV})$ (Suzuki et al. 2012)	5.7	$e^- + p$	2464
4	NC	$\nu_x + ^{12}\text{C} \rightarrow \nu_x + ^{12}\text{C}(1^+; 15.11 \text{ MeV})$ (Fukugita et al. 1988)	15.1	γ	4.8
3		$\nu_x + ^{13}\text{C} \rightarrow \nu_x + n + ^{12}\text{C}(2^+; 4.44 \text{ MeV})$ (Suzuki et al. 2019)	6.864	$\gamma + n$ capture	65
4		$\nu_x + ^{13}\text{C} \rightarrow \nu_x + ^{13}\text{C}(1/2^+; 3.089 \text{ MeV})$ (Suzuki et al. 2012)	3.089	γ	14
5		$\nu_x + ^{13}\text{C} \rightarrow \nu_x + ^{13}\text{C}(3/2^-; 3.685 \text{ MeV})$ (Suzuki et al. 2012)	3.685	γ	3032
6		$\nu_x + ^{13}\text{C} \rightarrow \nu_x + ^{13}\text{C}(5/2^+; 3.854 \text{ MeV})$ (Suzuki et al. 2012)	3.854	γ	2.8
7	ES	$\nu_x + e \rightarrow \nu_x + e$	0	e^-	3.0×10^5

Note. Note that ν_x with ($x = e, \mu, \tau$) denotes all three active flavor neutrinos. The spin and parity of the daughter nuclei at the gnd or excited states, denoted as the corresponding excited energies, are also provided.

($Q = 2.2$ MeV) with a lifetime of 863 s. The distinct signature for this channel is a coincidence of the prompt electron and delayed positron with stringent time, distance, and energy requirements. The expected number of events for ^8B solar neutrinos in this coincidence channel is 3929 with 10 yr of data taking. On the other hand, although the channel with an excited $^{13}\text{N}(3/2^-; 3.502 \text{ MeV})$ has a comparable cross section as the ground-state channel (Suzuki et al. 2012), the corresponding signature after quenching is a single event since the deexcitation of $^{13}\text{N}(3/2^-; 3.502 \text{ MeV})$ is dominated by a proton knockout, and thus, cannot be distinguished from the recoiled electron of the ES channel and the single γ of the NC channel on an event-by-event basis. Therefore, in the coincidence event category, we focus on the CC channel with the ground-state ^{13}N and consider the channel with the excited $^{13}\text{N}(3/2^-; 3.502 \text{ MeV})$ as a component of the total spectrum of the singles as illustrated in Figure 2.

Among the five listed NC channels, the only one with a coincidence signature is the interaction of $\nu_x + ^{13}\text{C} \rightarrow \nu_x + n + ^{12}\text{C}$, with a prompt γ energy of 4.44 MeV from ^{12}C deexcitation and the delayed neutron capture. However, given that the background from the inverse beta decay (IBD) interactions of reactor antineutrinos are overwhelming, where the signal-to-background ratio is at the level of 10^{-4} , the event rate of this channel is unobservable. In this work, we focus on the NC channels with the signature of single γ deexcitation, among which the NC interaction with the ^{13}C deexcited energy of 3.685 MeV:

$$\nu_x + ^{13}\text{C} \rightarrow \nu_x + ^{13}\text{C}\left(\frac{3}{2}^-; 3.685 \text{ MeV}\right) \quad (3)$$

is the dominant interaction channel and will be used to determine the ^8B solar neutrino flux via the NC interaction.

Finally, we also consider the ES interaction channel on the electron,

$$\nu_x + e \rightarrow \nu_x + e, \quad (4)$$

where the signature is a single recoiled electron (Abusleme et al. 2021a). Using all three channels of the CC, NC, and ES interactions, we are able to make a model-independent measurement of the ^8B solar neutrino flux, $\sin^2 \theta_{12}$ and Δm_{21}^2

with JUNO, which is useful in disentangling the solar dynamics and the neutrino oscillation effects. This measurement is expected to be the only model-independent study after the SNO experiment (Ahmad et al. 2001, 2002; Ahmed et al. 2004; Aharmim et al. 2008).

To summarize, in this work, we are going to employ the following three interaction channels for a model-independent approach of the JUNO ^8B solar neutrino program: (i) the CC detection channel is sensitive to the ν_e component of solar neutrinos, (ii) the NC channel is sensitive to all active neutrino flavors (ν_e, ν_μ, ν_τ) with identical cross sections, and (iii) the ES channel is also sensitive to all active flavors, but with a preferred cross section for the ν_e flux (i.e., $\sigma(\nu_{\mu/\tau}) \simeq 0.17 \sigma(\nu_e)$).

2.1. $\nu_e + ^{13}\text{C}$ CC Channel

For the typical coincidence signature of the CC channel, $\nu_e + ^{13}\text{C} \rightarrow e^- + ^{13}\text{N}(1/2^-; \text{gnd})$, the energy of the prompt signal is the kinetic energy of the outgoing electron with the reaction threshold of 2.2 MeV. Therefore, there is a one-to-one correspondence between the electron kinetic energy and the initial neutrino energy $T_e \simeq E_\nu - 2.2 \text{ MeV}$ because of the negligible recoil energy of the daughter ^{13}N . Meanwhile, the delayed signal is the deposited energy of the positron from the ^{13}N β^+ decay ($Q = 2.2 \text{ MeV}$), with a decay lifetime of $\tau = 863 \text{ s}$. The time and spatial correlation between the prompt and delayed signals provides the distinct feature of the coincidence signature.

In the following, we consider two significant backgrounds for this coincidence signature of the CC channel in this work.

1. The first background is the accidental coincidence of two single events. For the visible energy between 2 and 5 MeV, natural radioactivity composes the most significant part of the prompt component of the coincidence candidate, while the prompt background events above 5 MeV come from the muon-induced unstable isotopes and the recoiled electrons of solar neutrino ES interactions. Due to the expected natural radioactivity level in the LS ($10^{-17} \text{ g/g } ^{238}\text{U}$ and ^{232}Th in the secular equilibrium, $10^{-18} \text{ g/g } ^{40}\text{K}$ and $10^{-24} \text{ g/g } ^{210}\text{Pb}$), a requirement on the selection of the prompt energy is to minimize the contribution from these radioactivity events.

Table 2
Efficiencies of Optimized Event Selection Cuts for the Signal and Backgrounds of the ν_e CC Channel [$\nu_e + {}^{13}\text{C} \rightarrow e^- + {}^{13}\text{N}(1/2^-; \text{gnd})$] Analysis

Cuts	CC Signal Efficiency	CC Signal	Background for CC Channel			
			Solar ES Accidental	Muon-induced Isotopes		
				Accidental	Correlated	
...	...	3929	
Time cut	$4 \text{ ms} < \Delta T < 900 \text{ s}$	65%	2554	10^{10}	10^{13}	10^{12}
Energy cut	$5 \text{ MeV} < E_p < 14 \text{ MeV}$	79%	1836	10^9	10^{10}	10^9
	$1 \text{ MeV} < E_d < 2 \text{ MeV}$	91%				
Fiducial volume cut	$R < 16.5 \text{ m}$ (Abusleme et al. 2021a)	81%	1487	10^7	10^7	10^8
Vertex cut	$\Delta d < 0.47 \text{ m}$	87%	1293	328	10^5	10^6
Muon veto	Muon and TFC veto (Abusleme et al. 2021a)	50%	647	164	53	58
Combined	...	17%	647		275	

Note. The expected event numbers of the signal and backgrounds for 10 yr of data taking after each cut are also listed. The fiducial volume used in this work corresponds to the effective mass of 16.2 kt. For the energy cuts, E_p and E_d represent the visible energy of prompt and delayed signals. The same muon and threefold-coincidence veto strategies as in Abusleme et al. (2021a) are used for the reduction of muon-induced isotopes.

The delayed component of the accidental background is mainly from the cosmogenic ${}^{11}\text{C}$ decay ($Q = 1.98 \text{ MeV}$) in the energy range of [1, 2] MeV, while the internal LS radioactivity contributes less than 2% compared to that from ${}^{11}\text{C}$. If the internal radioactivity is 1–2 orders of magnitude higher than expected, the contribution to the delayed component from the radioactivity would be at the same level as the cosmogenic ${}^{11}\text{C}$ decay. Note that all the single events in the energy range between 1 and 2 MeV can be accurately measured in situ with future data, and the accidental background can be deduced with the off-time coincidence method. Note that we have neglected the external radioactivity, which can be effectively removed by the proper fiducial volume cut.

- The second background is produced by the correlated prompt and delayed decays of unstable isotopes from the same parent muon. These correlated decays are not considered in the above accidental background. Therefore, the cosmic muon and the corresponding isotope simulations have been performed, and the muon veto strategies of the threefold coincidence are the same as those in Abusleme et al. (2021a). This shows that the prompt signal is mainly from the beta decays of ${}^{12}\text{B}$, ${}^8\text{Li}$, ${}^6\text{He}$, and ${}^{10}\text{C}$ (below 4 MeV), and as expected the delayed signal is from ${}^{11}\text{C}$. The muon detection efficiency of the outer water veto can reach as high as 99.5% (Abusleme et al. 2021a). Since the remaining untagged muons are usually located at the edge of the central detector, this muon-induced correlated background can be removed using the fiducial volume cut and is neglected in this work. Note that we have assumed a perfect detector uniformity for these isotopes and used the whole detector region to estimate the background inside the fiducial volume.

We have simulated the signal and backgrounds using the official JUNO simulation software (Zou et al. 2015; Lin et al. 2017). According to the signal characteristics of the CC channel, the accidental background can be calculated with different selection cuts. The final event selection criteria are obtained by optimizing the figure of merit, $S/\sqrt{S+B}$, where S

and B stand for the rates of the signal and background, respectively. The optimized event selection cuts of the fiducial volume, prompt and delayed energies, time and spatial correlation cuts, and muon vetos are provided step by step in Table 2, where the efficiencies of the signal and backgrounds are also calculated. In order to avoid possible large contamination from the internal radioactivity and muon-induced ${}^{10}\text{C}$, we select the threshold of the prompt visible energy to 5 MeV for the CC channel, i.e., $5 \text{ MeV} < E_p < 14 \text{ MeV}$. Meanwhile, the fiducial volume is chosen to be $R < 16.5 \text{ m}$ to reject the external radioactivity and isotopes, with R being the distance to the detector center. It should be noted that an anticoincidence criterion with a time distance cut of $\Delta T > 4 \text{ ms}$ has been used to reject the IBD interactions of reactor antineutrinos, achieving a rejection power of 100%. Meanwhile, this IBD rejection cut has a negligible impact on the signal because of the much longer lifetime of ${}^{13}\text{N}$.

We illustrate in Figure 1 the expected prompt visible energy spectra of the selected signal and residual backgrounds in the CC channel after the optimized cuts. The expected number of selected signals is 647 for 10 yr of data taking is shown as the purple line. The fiducial volume used in this work corresponds to the effective mass of 16.2 kt. The accidental background with solar neutrino ES interactions as the prompt signal is illustrated as the green line and contributes 164 background events, which will be fully correlated with the solar neutrino ES signal in the following global analysis. In contrast, the muon-induced isotopes contribute 111 background events (depicted as the red line of Figure 1), which are from both the accidental coincidence (53 events) and correlated background (58 events). Therefore, we can achieve an excellent $S/\sqrt{S+B} \simeq 21$, offering an excellent prospect for future experimental measurements. As a comparison, a preliminary study assessing the feasibility of detecting solar neutrinos via the CC interactions on ${}^{13}\text{C}$ in the Borexino experiment has been previously reported in the thesis of Ghiano (2012), where an upper limit for the number of the solar neutrino CC interaction ${}^{13}\text{C}$ was established, constrained by the limited event statistics.

Finally, the expected event number of *hep* solar neutrinos in the CC channel is about 15 for 10 yr of data taking, but only three events are beyond the spectral tail of ${}^8\text{B}$ solar neutrinos.

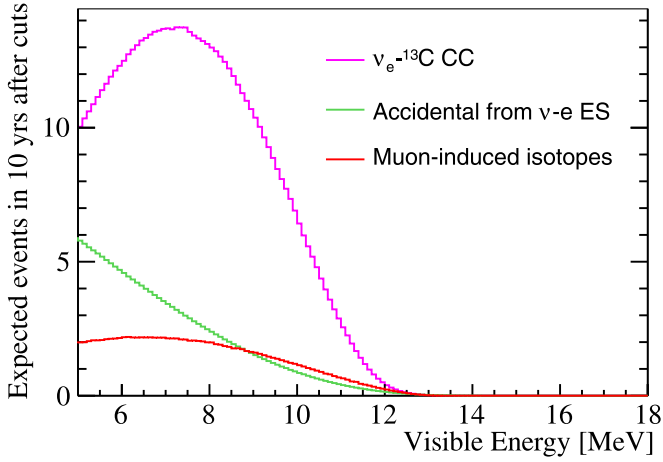


Figure 1. Expected prompt visible energy spectra of the CC signal and backgrounds after the optimized cuts. The y-axis represents the number of events per 0.1 MeV. The accidental background with the recoiled electron from solar neutrino ES interaction as the prompt signal is illustrated as the green line. The background from muon-induced isotopes is illustrated as the red line, which is the summation of the accidental and correlated backgrounds originating from the initial muons.

Thus, it would be difficult to detect the *hep* solar neutrinos with the CC interaction on ^{13}C , and the signal from the *hep* solar neutrinos will be neglected in this work.

2.2. $\nu_x + ^{13}\text{C}$ NC Channel

The typical signature for the NC event, $\nu_x + ^{13}\text{C} \rightarrow \nu_x + ^{13}\text{C}(3/2^-; 3.685 \text{ MeV})$ is a monoenergetic γ with an energy of 3.685 MeV, convoluted with the energy resolution of $\sigma_E/E = 3\%/\sqrt{E} \text{ (MeV)}$ for the JUNO detector. The expected visible energy spectra of all single event sources for 10 yr of data taking with the same energy-dependent fiducial volume cuts as in Abusleme et al. (2021a) are shown in Figure 2. The blue and green curves represent singles from the $\nu_x + ^{13}\text{C}$ NC and $\nu_x + e$ ES channels, respectively. The purple curve includes the $\nu_e + ^{13}\text{C} \rightarrow e^- + ^{13}\text{N}(3/2^-; 3.502 \text{ MeV})$ channel and the residual singles of the $\nu_e + ^{13}\text{C} \rightarrow e^- + ^{13}\text{N}(1/2^-; \text{gnd})$ channel after the coincidence cut. The anticoincidence criterion successfully reduces residual singles from reactor antineutrino IBD interactions to a negligible level. These residuals are due to cases where prompt and delayed signals appear in the same 1 μs readout window. The red curve represents the single events from natural radioactivity and muon-induced unstable isotopes (Abusleme et al. 2021a). The brown curve includes the $\bar{\nu}_e + e$ ES and $\bar{\nu}_x + ^{13}\text{C}$ NC channels from reactor antineutrinos. The NC events rate from reactor antineutrinos is less than 0.2% of that from solar neutrinos. The black curve is the summation of all the components. Note that the discontinuities at 3 and 5 MeV are caused by the energy-dependent fiducial volume cuts which are, from low to high energies, $R < 13 \text{ m}$ for [2, 3] MeV, $R < 15 \text{ m}$ for [3, 5] MeV, and $R < 16.5 \text{ m}$ for the energies larger than 5 MeV. The upper right insert plot is illustrated for the energy range between 3 and 5 MeV in the linear scale, where a clear peak from the solar neutrino NC channel can be seen above the continuous spectra from solar neutrino ES interactions and the other backgrounds, demonstrating the promising prospect for the observation of the NC channel at JUNO. After all the cuts the number of signal events in the NC channel is 738 for 10 yr of data taking.

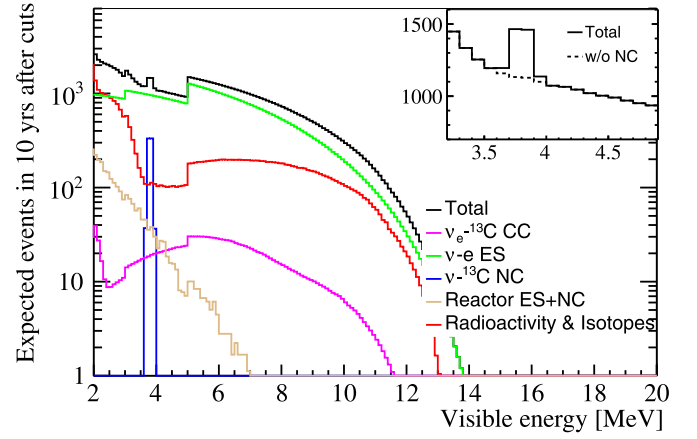


Figure 2. Expected visible energy spectra of all single event sources for 10 yr of data taking with the same energy-dependent fiducial volume cuts as in Abusleme et al. (2021a) are illustrated. The y-axis represents the number of events per 0.1 MeV. The blue and green curves represent singles from the $\nu_x + ^{13}\text{C}$ NC and $\nu_x + e$ ES channels, respectively. The purple curve includes the $\nu_e + ^{13}\text{C} \rightarrow e^- + ^{13}\text{N}(3/2^-)$ channel and the residual singles of the $\nu_e + ^{13}\text{C} \rightarrow e^- + ^{13}\text{N}(1/2^-)$ channel after the coincidence cut. The red curve represents the single events from natural radioactivity and muon-induced unstable isotopes. The brown curve includes the $\bar{\nu}_e + e$ ES and $\bar{\nu}_x + ^{13}\text{C}$ NC channels from reactor antineutrinos. The black curve represents the summation of all the components. The upper right insert plot is illustrated for the energy range between 3 and 5 MeV in the linear scale. Note that the discontinuities at 3 and 5 MeV are due to the changes in the fiducial volume size.

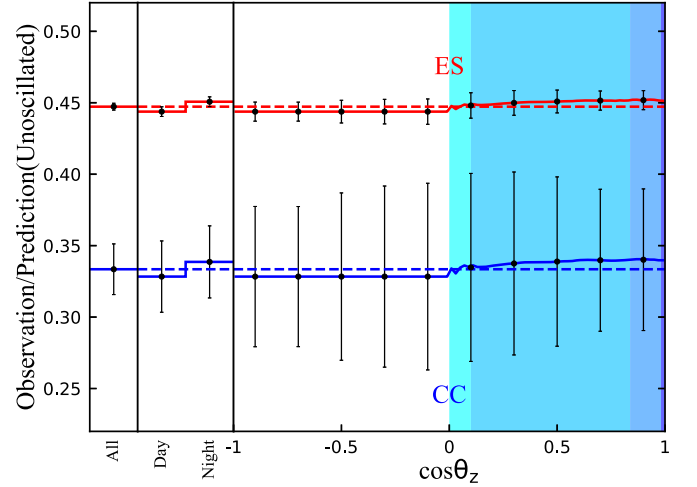


Figure 3. Ratios of the solar neutrino signal event rates with and without considering terrestrial matter effects as the function of the zenith angle for the ES (red solid line) and CC (blue solid line) channels. The dashed lines represent the average over the whole zenith angle range. The ratios for the daytime, nighttime, and day-night average are also shown for comparison. The blue shaded regions with different colors from left to right are used to denote the zenith angle ranges passing through the crust, mantle, and core of Earth. Note that the signal rate in the night is higher than that in the day, due to the ν_e regeneration through Earth.

2.3. $\nu_x + e$ ES Channel

In this work, we follow the exact same strategy as in Abusleme et al. (2021a) for the analysis of the $\nu_x + e$ ES channel, where energy spectra for the recoiled electrons as well as all the backgrounds have been shown in Figure 2. One should note that the upturn feature of the energy dependence of the solar neutrino survival probability is clearly visible in the electron energy spectrum.

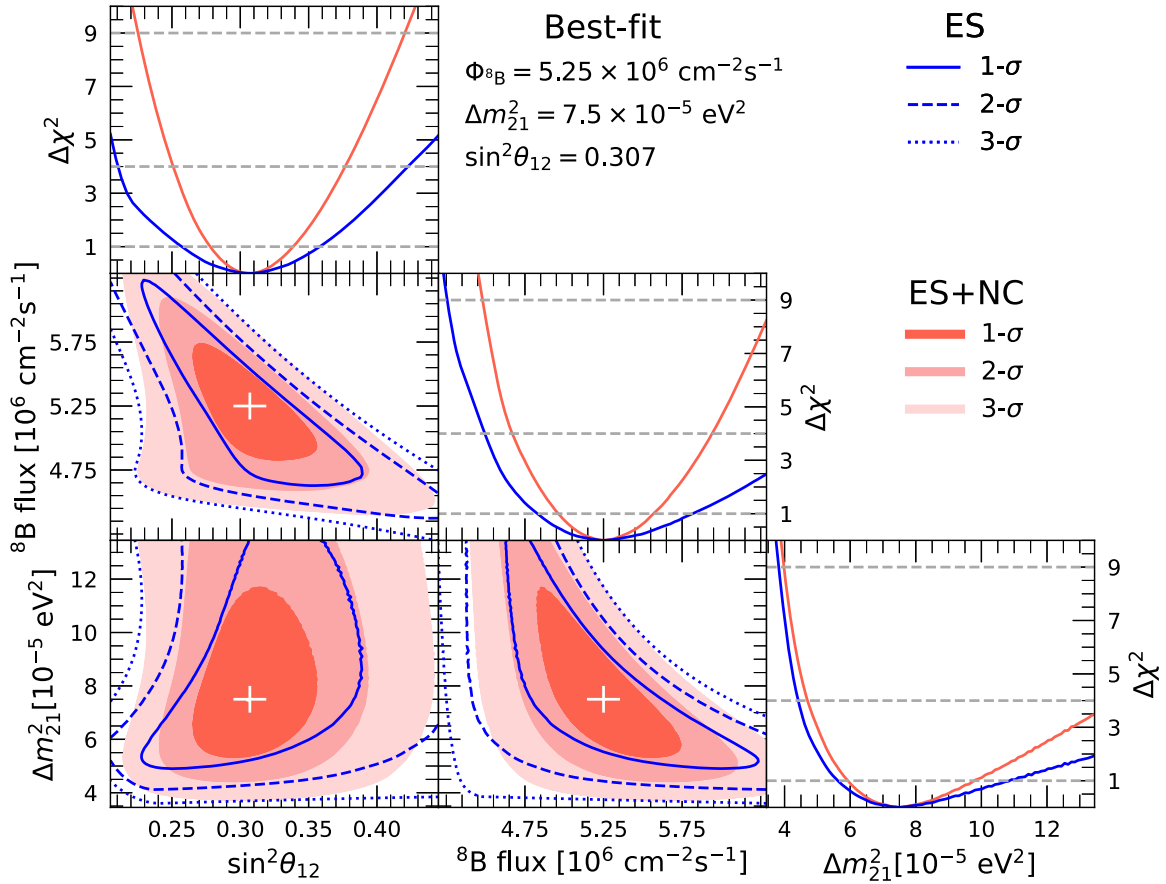


Figure 4. Comparison of the sensitivity on the ${}^8\text{B}$ solar neutrino flux, $\sin^2\theta_{12}$ and Δm_{21}^2 , between the ES measurement (single events outside [3.5, 4.1] MeV) and the ES+NC measurement (all singles events). The 1σ (68.3%), 2σ (95.5%), and 3σ (99.7%) allowed regions are illustrated with blue lines and red shaded regions, respectively. The marginalized projections of these parameters are also shown.

2.4. Day–Night Asymmetry

The MSW effect can cause solar neutrino event rate variations as a function of the solar zenith angle when the neutrinos propagate through Earth (Carlson 1986; Baltz & Weneser 1987, 1988; Krastev & Petcov 1988; Akhmedov et al. 2004; Blennow et al. 2004; de Holanda et al. 2004; Liao 2008; Long et al. 2013), and result in the day–night asymmetry of the solar neutrino observation, in which the signal rate in the night is higher than that in the day, due to ν_e regeneration inside Earth.

In this work, in addition to the visible energy spectra of the CC, NC, and ES channels, we also consider the day–night asymmetry to constrain the neutrino oscillation parameters. The location of JUNO (i.e., $112^\circ 31' 05''$ E and $22^\circ 07' 05''$ N (Abusleme et al. 2022a)) is used in the day–night asymmetry calculations, and the two-dimensional visible energy and zenith angle spectra are employed. For illustration, we show in Figure 3 the ratios of solar neutrino signal event rates with and without considering the terrestrial matter effects as the function of the zenith angle θ_z . The red and blue solid lines denote the ES and CC channels, respectively. In comparison, the dashed lines denote the respective averages over the whole zenith angle range. The ratios of the day–night average (R_A), daytime (R_D), and nighttime (R_N) are also illustrated in the first three bins. The error bars are quoted as the statistical uncertainties of the signal and backgrounds. The blue shaded regions with different colors from left to right are used to denote the zenith

angle ranges passing through the crust, mantle, and core of Earth, respectively. The day–night asymmetry, defined as $(R_D - R_N)/R_A$, is predicted to be -3.1% and -1.6% for the CC and ES channels respectively. The energy ranges of the CC and ES channels are [5, 14] MeV and [2, 16] MeV, respectively. Given that all the neutrino flavors can be detected through the NC channel, no day–night asymmetry exists in the NC channel. Note that the magnitude of the day–night asymmetry strongly depends on the value of Δm_{21}^2 . If Δm_{21}^2 is decreased from the KamLAND measurement $7.5 \times 10^{-5} \text{ eV}^2$ (Gando et al. 2013) to $6.1 \times 10^{-5} \text{ eV}^2$ of the global solar neutrino data (Esteban et al. 2020), the absolute values of the day–night asymmetry also increase to -4.2% and -2.2% for the CC and ES channels, respectively.

3. Sensitivity Study

In this section, we study the physical potential for the model-independent measurement of ${}^8\text{B}$ solar neutrinos using the CC, NC, and ES channels. Based on the typical event signatures, the full solar neutrino data can be separated into correlated and single event data sets. As discussed in the previous section, all three interaction channels from ${}^8\text{B}$ solar neutrinos contribute to the single event data set, while the correlated data set includes events from both the CC channel and the accidental coincidence of the ES channel.

In this analysis, we consider the following systematic uncertainties. First, the uncertainty of detection efficiency is

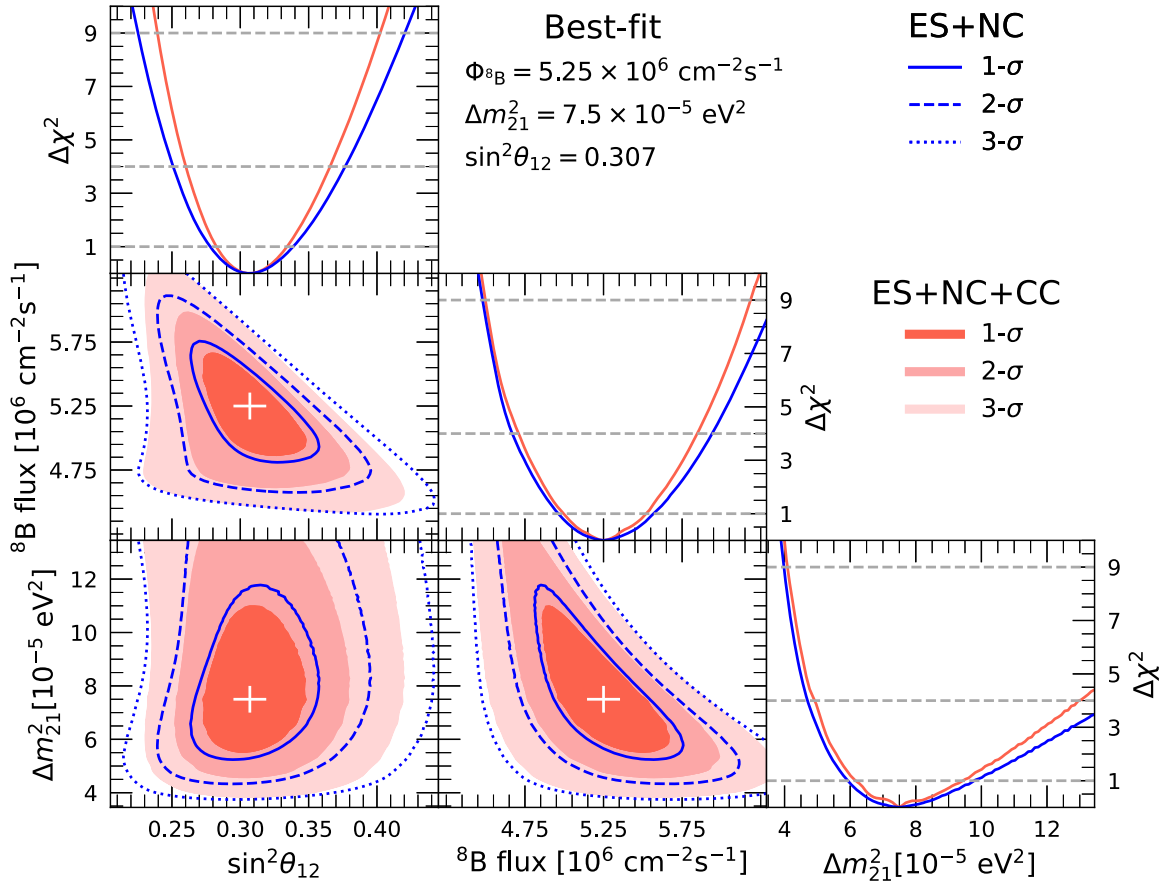


Figure 5. Same as Figure 4, but for the comparison between the ES+NC measurement (all single events) and the ES+NC+CC measurement (both the single events and correlated events).

estimated to be 2% (Abusleme et al. 2021a), which is fully correlated with the signal and background components of each data set, but uncorrelated between the coincidence and single event data samples. Second, the current uncertainty of the ^{13}C cross sections from the model calculation is at the level of several percent (Fukugita et al. 1988; Suzuki et al. 2012, 2019), but the precision could be reduced to 1% or better with large-scale modern shell-model calculations (Barrett et al. 2013). Therefore, the uncertainties for the ^{13}C CC and NC interaction are taken as 1% for the current study. A 0.5% cross-section uncertainty is used for the ES channel (Tomalak & Hill 2020). Third, the shape of the uncertainty of ^8B solar neutrinos is taken from Bahcall et al. (1996) and Bahcall (1997), and the uncertainties for the radioactive and muon-induced backgrounds are the same as those in Abusleme et al. (2021a), namely, 1% for ^{238}U , ^{232}Th , and ^{12}B decays, 3% for ^8Li and ^6He decays, and 10% for ^{10}C and ^{11}Be decays. A 2% uncertainty is used for the single event from the reactor antineutrino ES interaction. In this work, we treat the ^8B solar neutrino flux as a free parameter since we are performing a model-independent measurement. Only in the scenario of combining with the SNO flux measurement, an uncertainty of 3.8% is used as an informative prior.

The standard Poisson-type χ^2 method using the Asimov data set (Zyla et al. 2020) is employed to estimate the sensitivity to measure the ^8B solar neutrino flux and the oscillation parameters $\sin^2\theta_{12}$ and Δm_{21}^2 , where different pull parameters are included in the χ^2 function to account for the systematic

uncertainties described in this section. More technical details on the construction of the χ^2 function are provided in the Appendix. In order to identify the contribution of each interaction channel, we divide the whole data sets into the correlated events, the single events within [3.5, 4.1] MeV, and the single events outside [3.5, 4.1] MeV, which correspond to the CC, NC, and ES measurements respectively.

In Figures 4–6, we illustrate the two-dimensional allowed ranges and the marginalized one-dimensional curves on the sensitivity of the ^8B neutrino flux, $\sin^2\theta_{12}$ and Δm_{21}^2 , of which Figure 4 shows the comparison of the ES and ES+NC measurements, Figure 5 for the comparison the ES+NC and ES+NC+CC measurements, and Figure 6 for the comparison of the JUNO and JUNO + SNO flux measurements. In addition, a summary of relative uncertainties on the ^8B neutrino flux, $\sin^2\theta_{12}$ and Δm_{21}^2 , from the model-independent approach is provided in Figure 7. Several important observations and comments are presented as follows.

1. The NC measurement is accomplished based on the single events within [3.5, 4.1] MeV, where the background events are from the singles of ES and CC interactions of ^8B solar neutrinos, together with the natural radioactivity and muon-induced unstable isotopes. The standard MSW effect of solar neutrino oscillations is used in the calculation of ES and CC interactions and the oscillation parameters $\sin^2\theta_{12}$ and Δm_{21}^2 are marginalized. The ^8B solar neutrino flux can be obtained with an accuracy of 10.6% with the NC measurement, which is

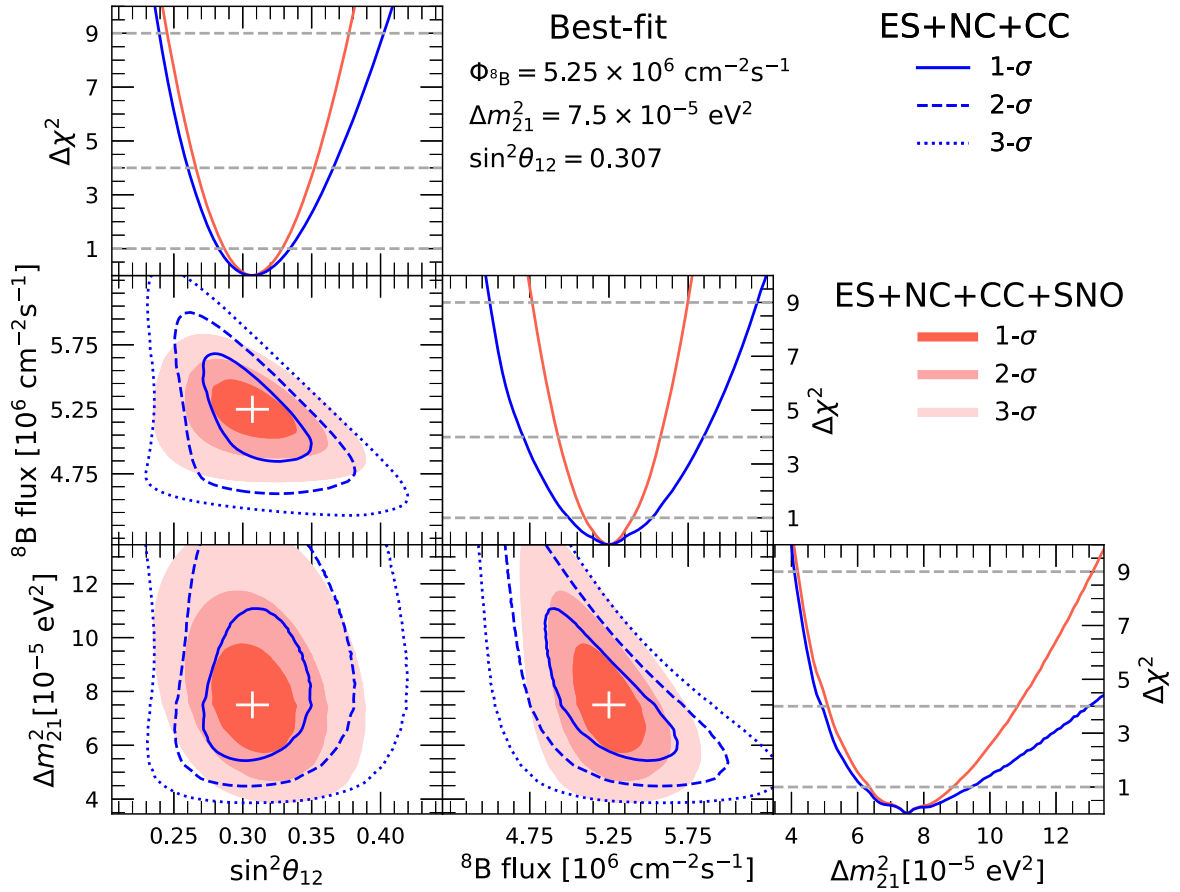


Figure 6. Same as Figure 4, but for the comparison between the ES+NC+CC measurement from JUNO and the combined JUNO+SNO flux measurement.

comparable to the level of 8.6% from the NC measurement of the SNO Phase III data (Aharmim et al. 2013a).

2. The ES measurement is based on the single events outside the energy range of [3.5, 4.1] MeV, in which the dominant background is from the natural radioactivity and muon-induced unstable isotopes, which are summarized in Figure 2 and more details can be found in Abusleme et al. (2021a). In the model-independent approach of the ES measurement, the ${}^8\text{B}$ neutrino flux and two oscillation parameters, $\sin^2\theta_{12}$ and Δm_{21}^2 , are simultaneously constrained, where the relative uncertainties are derived as ${}^{+11\%}_{-8\%}$, ${}^{+17\%}_{-17\%}$, and ${}^{+45\%}_{-25\%}$, respectively. The uncertainties of $\sin^2\theta_{12}$ and Δm_{21}^2 are larger than those obtained in Abusleme et al. (2021a) by including the 3.8% SNO flux measurement because of the strong correlation between the flux and oscillation parameters in the model-independent approach. When adding the JUNO NC measurement, the accuracy of the ${}^8\text{B}$ neutrino flux can be improved to the level of ${}^{+6.0\%}_{-5.5\%}$, and the uncertainties of $\sin^2\theta_{12}$ and Δm_{21}^2 are also improved to ${}^{+10\%}_{-10\%}$, and ${}^{+31\%}_{-21\%}$, respectively.
3. The CC measurement with the correlated events alone cannot simultaneously determine the ${}^8\text{B}$ neutrino flux and oscillation parameters because of the high visible energy threshold. However, combining the CC measurement with the single events of the NC+ES channels will help break the correlation and possible degeneracy among different parameters, where the accuracy of the ${}^8\text{B}$

neutrino flux can be further improved to 5%, while those of $\sin^2\theta_{12}$ and Δm_{21}^2 are ${}^{+9\%}_{-8\%}$, and ${}^{+25\%}_{-17\%}$, respectively.

4. The expected 5% precision of the ${}^8\text{B}$ neutrino flux obtained with all three detection channels is much better than that of 11.6% from the latest prediction of the SSM (Vinyoles et al. 2017). This will be the only model-independent measurement after those of SNO (Aharmim et al. 2013b). In addition, the uncertainties of $\sin^2\theta_{12}$ and Δm_{21}^2 from the ${}^8\text{B}$ neutrino measurement at JUNO are at the levels of ${}^{+9\%}_{-8\%}$ and ${}^{+25\%}_{-17\%}$, respectively, which is comparable to the levels of ${}^{+5\%}_{-5\%}$, and ${}^{+20\%}_{-11\%}$ from the latest results of combined SK and SNO solar neutrino data (Super-Kamiokande Collaboration et al. 2023). Considering that the reactor antineutrino measurement from JUNO will obtain sub-percent levels of $\sin^2\theta_{12}$ and Δm_{21}^2 in the near future (Abusleme et al. 2022b), measurements of these parameters from future solar neutrino data would be important to test the charge, parity, and time reversal symmetry of fundamental physics and resolve the possible discrepancy between the neutrino and antineutrino oscillation channels.
5. Within the spirit of the model-independent approach, one can also include the 3.8% ${}^8\text{B}$ neutrino flux measurement from SNO as an informative prior, where even better precision levels of the flux and oscillation parameters can be achieved. In this scenario, the expected accuracy of the ${}^8\text{B}$ solar neutrino flux would reach the level of 3%, and $\sin^2\theta_{12}$ and Δm_{21}^2 can be constrained with the precision of

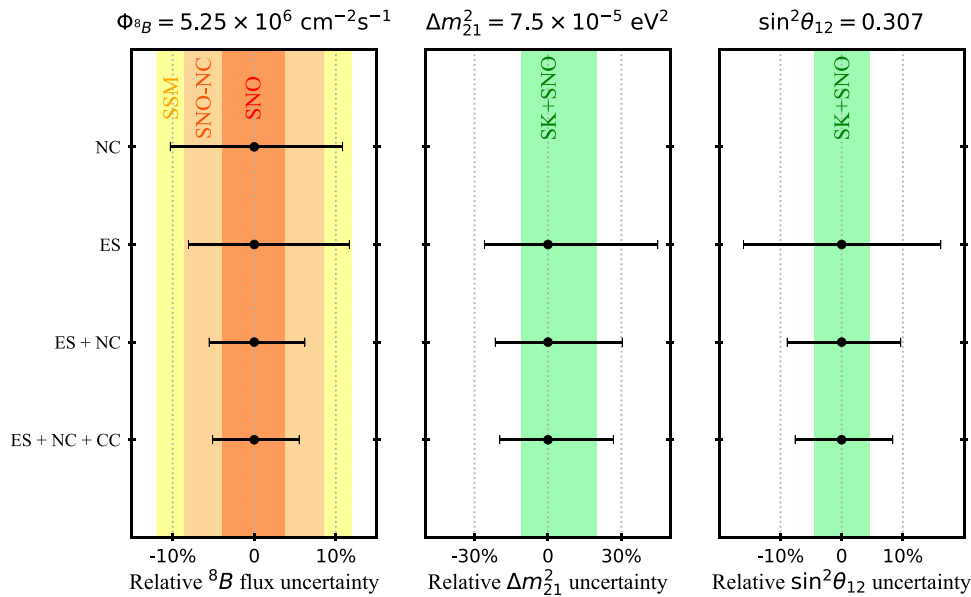


Figure 7. Relative uncertainties of the ${}^8\text{B}$ solar neutrino flux (left panel), Δm_{21}^2 (middle panel), and $\sin^2\theta_{12}$ (right panel) from the model-independent approach with different combinations of the data sets. The colored bands in the left panel represent the flux uncertainty from the SSM data (Vinyoles et al. 2017), the NC measurement of the SNO Phase III data (SNO-NC) (Aharmim et al. 2013a), and the combined SNO CC, NC, and ES data (SNO) (Aharmim et al. 2013b). The green bands in the middle and right panels represent the uncertainty of oscillation parameters from the combined SK and SNO solar neutrino data (Super-Kamiokande Collaboration et al. 2023).

$+7.5\%$, and $+19\%$, respectively. These measurements are comparable to those from the current global solar neutrino data and would provide unique information to the future solar neutrino program.

6. It is noteworthy that the signal event statistics, detection efficiency, and cross-section uncertainties are the most crucial factors that affect the detection potential of the CC and NC detection channels. If the cross-section uncertainties are 10%, instead of 1% assumed in this work, the uncertainty of the ${}^8\text{B}$ neutrino flux will become $+6\%$, -6% .
7. In the CC detection channel, the observed energy of the prompt electron is directly related to the incoming neutrino energy, making it crucial to lower the prompt energy threshold to investigate the predicted increase in the solar neutrino survival probability at lower energies. For this analysis, we set a conservative prompt energy threshold at 5 MeV to optimize the trade-off between signal detection efficiencies and background contamination. Regarding the accidental background, radioactivity is the primary source of the prompt signal below 3.5 MeV, where stringent background control measures are essential, as outlined in Abusleme et al. (2021b). Conversely, solar neutrino ES events become the leading prompt signal above 3.5 MeV. For the prompt energy range of 3.5–5 MeV, the cosmogenic correlated background is significantly higher than in the region above 5 MeV, as depicted in Figure 1, while the signal efficiency is considerably lower between 3.5 and 5 MeV, due to the multiplicity cut. Additional technical details in this regard will be reported elsewhere in the future.

4. Concluding Remarks

In this work, we have studied the physics potential of detecting ${}^8\text{B}$ solar neutrinos at JUNO, in a model-independent

manner by using the CC, NC, and ES detection channels. Because of its largest-ever mass of ${}^{13}\text{C}$ and the expected low background level, excellent signal-to-background ratios can be achieved. Thus, ${}^8\text{B}$ solar neutrinos will be observable in all three interaction channels.

We have performed detailed evaluations of the background budgets and signal efficiencies of the CC, NC, and ES channels at JUNO. With optimized selection strategies, we find that the expected ${}^8\text{B}$ neutrino rates of the CC and NC channels are $\mathcal{O}(100)$ interactions per year after the event selection. It turns out that the signal event statistics, detection efficiency, and cross-section uncertainties are the most crucial factors that affect the detection potential of these two channels. We have carried out a combined analysis of both the coincidence and single events from all three detection channels, and shown that the ${}^8\text{B}$ solar neutrino flux, $\sin^2\theta_{12}$ and Δm_{21}^2 , can be measured to $\pm 5\%$, $+9\%$, -8% , and $+25\%$, -17% , respectively. When combined with the SNO flux measurement, the world's best precision of 3% can be achieved for the ${}^8\text{B}$ neutrino flux.

In the history of solar neutrino experiments, the NC measurement is unique in decoupling the neutrino flux and oscillation parameters, and enabling the model-independent approach of the solar neutrino program. SNO has been the only solar neutrino experiment in the past to achieve this goal, and JUNO would be the second one. In this work, we have demonstrated the feasibility of ${}^8\text{B}$ solar neutrino measurements at JUNO, which, together with other large solar neutrino detectors (Beacom et al. 2017; Abe et al. 2018; Capozzi et al. 2019), will open a new era of solar neutrino observation and may uncover new directions for neutrino physics and solar physics.

Acknowledgments

We are grateful for the ongoing cooperation from the China General Nuclear Power Group. This work was supported by the Chinese Academy of Sciences, the National Key R&D

Program of China, the CAS Center for Excellence in Particle Physics, Wuyi University, and the Tsung-Dao Lee Institute of Shanghai Jiao Tong University in China, the Institut National de Physique Nucléaire et de Physique de Particules (IN2P3) in France, the Istituto Nazionale di Fisica Nucleare (INFN) in Italy, the Italian-Chinese collaborative research program MAECI-NSFC, the Fond de la Recherche Scientifique (F.R. S-FNRS) and FWO under the “Excellence of Science—EOS” in Belgium, the Conselho Nacional de Desenvolvimento Científico e Tecnológico in Brazil, the Agencia Nacional de Investigación y Desarrollo and ANID—Millennium Science Initiative Program—ICN2019_044 in Chile, the Charles University Research Center and the Ministry of Education, Youth, and Sports in Czech Republic, the Deutsche Forschungsgemeinschaft (DFG), the Helmholtz Association, and the Cluster of Excellence PRISMA+ in Germany, the Joint Institute of Nuclear Research (JINR) and Lomonosov Moscow State University in Russia, the joint Russian Science Foundation (RSF) and National Natural Science Foundation of China (NSFC) research program, the MOST and MOE in Taiwan, the Chulalongkorn University and Suranaree University of Technology in Thailand, University of California at Irvine, and the National Science Foundation in the US.

Appendix

In this appendix, we present the technical details of the sensitivity study employed in this work. A Poisson-type least squares function, denoted as χ^2 , is defined as follows:

$$\begin{aligned}
\chi^2 &= \chi_{\text{stat}}^2(\text{CC}) + \chi_{\text{stat}}^2(\text{NC}) + \chi_{\text{stat}}^2(\text{ES}) + \chi_{\text{sys}}^2 \\
&= 2 \times \sum_{i=1}^{10} \left[\sum_{j_C=1}^{90} \left(N_{\text{pre}}^{\text{C}}(\theta_z^i, E_{\text{vis}}^{j_C}) - N_{\text{obs}}^{\text{C}}(\theta_z^i, E_{\text{vis}}^{j_C}) + N_{\text{obs}}^{\text{C}}(\theta_z^i, E_{\text{vis}}^{j_C}) \cdot \log \frac{N_{\text{obs}}^{\text{C}}(\theta_z^i, E_{\text{vis}}^{j_C})}{N_{\text{pre}}^{\text{C}}(\theta_z^i, E_{\text{vis}}^{j_C})} \right) \right. \\
&\quad \left. + \sum_{j_S=1}^{140} \left(N_{\text{pre}}^{\text{S}}(\theta_z^i, E_{\text{vis}}^{j_S}) - N_{\text{obs}}^{\text{S}}(\theta_z^i, E_{\text{vis}}^{j_S}) + N_{\text{obs}}^{\text{S}}(\theta_z^i, E_{\text{vis}}^{j_S}) \cdot \log \frac{N_{\text{obs}}^{\text{S}}(\theta_z^i, E_{\text{vis}}^{j_S})}{N_{\text{pre}}^{\text{S}}(\theta_z^i, E_{\text{vis}}^{j_S})} \right) \right] \\
&\quad + \left(\frac{\varepsilon_X^{\text{ES}}}{\sigma_X^{\text{ES}}} \right)^2 + \left(\frac{\varepsilon_X^{\text{NC}}}{\sigma_X^{\text{NC}}} \right)^2 + \left(\frac{\varepsilon_X^{\text{CC}}}{\sigma_X^{\text{CC}}} \right)^2 + \sum_{k_C} \left(\frac{\varepsilon_B^{k_C}}{\sigma_B^{k_C}} \right)^2 + \sum_{k_S} \left(\frac{\varepsilon_B^{k_S}}{\sigma_B^{k_S}} \right)^2 \\
&\quad + \left(\frac{\varepsilon_{\text{eff}}^{\text{C}}}{\sigma_{\text{eff}}^{\text{C}}} \right)^2 + \left(\frac{\varepsilon_{\text{eff}}^{\text{S}}}{\sigma_{\text{eff}}^{\text{S}}} \right)^2 + (\varepsilon_s)^2, \tag{A1}
\end{aligned}$$

where $\chi_{\text{stat}}^2(\text{CC})$, $\chi_{\text{stat}}^2(\text{NC})$, and $\chi_{\text{stat}}^2(\text{ES})$ are statistical parts of the CC, NC, and ES channels in the χ^2 function, respectively. These components are presented in the second and third rows of Equation (A1). The index j_C ranges from 1–90 for the CC measurement, representing the energy range from 5–14 MeV with an equal bin width of 0.1 MeV. For the NC measurement, j_S ranges from 16–21, while for the ES measurement, j_S spans from 1–15 and 22–140 covering the energy range of 2–16 MeV with an equal bin width of 0.1 MeV. The predicted numbers of signal and background events, $N_{\text{pre}}^{\text{C}}(\theta_z^i, E_{\text{vis}}^{j_C})$ and $N_{\text{pre}}^{\text{S}}(\theta_z^i, E_{\text{vis}}^{j_S})$, are calculated for the i th zenith angle bin and the j_C th or j_S th visible energy bin of the correlated and single event samples,

respectively,

$$\begin{aligned}
N_{\text{pre}}^{\text{C}}(\theta_z^i, E_{\text{vis}}^{j_C}) &= (1 + \varepsilon_{\text{eff}}^{\text{C}}) S_{\text{pre}}^{\text{CC}}(\theta_z^i, E_{\text{vis}}^{j_C}) \\
&\quad + \sum_{k_C} (1 + \varepsilon_B^{k_C}) B_{\text{pre}}^{k_C}(\theta_z^i, E_{\text{vis}}^{j_C}), \tag{A2}
\end{aligned}$$

$$\begin{aligned}
N_{\text{pre}}^{\text{S}}(\theta_z^i, E_{\text{vis}}^{j_S}) &= (1 + \varepsilon_{\text{eff}}^{\text{S}}) [S_{\text{pre}}^{\text{NC}}(\theta_z^i, E_{\text{vis}}^{j_S}) \\
&\quad + S_{\text{pre}}^{\text{ES}}(\theta_z^i, E_{\text{vis}}^{j_S})] \\
&\quad + \sum_{k_S} (1 + \varepsilon_B^{k_S}) B_{\text{pre}}^{k_S}(\theta_z^i, E_{\text{vis}}^{j_S}), \tag{A3}
\end{aligned}$$

where $S_{\text{pre}}^{\text{CC}}$, $S_{\text{pre}}^{\text{NC}}$, and $S_{\text{pre}}^{\text{ES}}$ represent the two-dimensional spectra of the ${}^8\text{B}$ neutrino signals in the CC, NC, and ES channels, respectively, incorporating the fiducial volume and signal efficiencies. The projections of these spectra onto the visible energy axis are depicted in Figure 1 for the CC channel and Figure 2 for the NC and ES channels. Meanwhile, $B_{\text{pre}}^{k_C}$ and $B_{\text{pre}}^{k_S}$ correspond to the background components in the correlated and single event samples, respectively, with their visible energy spectra illustrated in the same figures. The calculations of the ${}^8\text{B}$ neutrino signal spectra in the CC, NC, and ES channels are as

follows:

$$\begin{aligned}
S_{\text{pre}}^{\text{CC}}(\theta_z^i, E_{\text{vis}}^{j_C}) &= \Phi_{\text{sB}} \times \left[(1 + \varepsilon_s \delta_{E_\nu}^{\text{S}}) S_{\text{sB}}(E_\nu) \right. \\
&\quad \times P_{ee}(\theta_{12}, \Delta m_{21}^2, E_\nu, \theta_z^i) \\
&\quad \left. \times (1 + \varepsilon_X^{\text{CC}}) \otimes \sigma_{\text{CC}}(E_\nu, E_e) \otimes M(E_e, E_{\text{vis}}^{j_C}) \right], \tag{A4}
\end{aligned}$$

$$\begin{aligned}
S_{\text{pre}}^{\text{NC}}(\theta_z^i, E_{\text{vis}}^{j_C}) &= \Phi_{\text{sB}} \times \left[(1 + \varepsilon_s \delta_{E_\nu}^{\text{S}}) S_{\text{sB}}(E_\nu) \right. \\
&\quad \left. \times (1 + \varepsilon_X^{\text{NC}}) \otimes \sigma_{\text{NC}}(E_\nu, E_\gamma) \otimes M(E_\gamma, E_{\text{vis}}^{j_S}) \right], \tag{A5}
\end{aligned}$$

Table 3
Description of the Nuisance Parameters and the Associated Uncertainties in the χ^2 Function

Sys.	Description of the Pull Term	Uncertainty
$\varepsilon_X^{\text{ES}}, \varepsilon_X^{\text{NC}}, \varepsilon_X^{\text{CC}}$	Cross section for the CC, NC, and ES channels	1%, 1%, 0.5%
$\varepsilon_{\text{eff}}^{\text{C}}, \varepsilon_{\text{eff}}^{\text{S}}$	Detector efficiency	2% (Abusleme et al. 2021a)
$\varepsilon_B^{k\text{C}}, \varepsilon_B^{k\text{S}}$	Rate for the k_{C} th or k_{S} th background component	1%–10%, same as Abusleme et al. (2021a)
ε_s	^8B neutrino energy spectrum	Bahcall et al. (1996), Bahcall (1997)

$$\begin{aligned}
S_{\text{pre}}^{\text{ES}}(\theta_z^i, E_{\text{vis}}^{j\text{C}}) &= \Phi_{^8\text{B}} \times \left\{ (1 + \varepsilon_s \delta_{E_\nu}^{\text{S}}) S_{^8\text{B}}(E_\nu) \right. \\
&\times \Sigma_\alpha \left[P_{e\alpha}(\theta_{12}, \Delta m_{21}^2, E_\nu, \theta_z^i) \right. \\
&\left. \left. \times (1 + \varepsilon_X^{\text{ES}}) \otimes \sigma_{\text{ES}}^{\nu\alpha}(E_\nu, E_e) \right] \otimes M(E_e, E_{\text{vis}}^{j\text{C}}) \right\}. \tag{A6}
\end{aligned}$$

The ^8B neutrino signal spectra for the CC, NC, and ES channels are calculated by multiplying the ^8B neutrino spectrum $S_{^8\text{B}}$ with the neutrino oscillation probability $P_{e\alpha}$ (where α equals e or $\mu + \tau$), and then convolving the resulting product with the differential interaction cross sections (namely, σ_{CC} , σ_{NC} , and $\sigma_{\text{ES}}^{\nu\alpha}$) as well as with the detector response matrix M . The neutrino oscillation probability $P_{e\alpha}$ includes both the standard MSW flavor conversion and terrestrial matter effects, and is a function of the neutrino energy E_ν and the zenith angle θ_z , calculated within the three-neutrino oscillation framework. The detector response matrix M accounts for the effects of energy resolution and energy nonlinearity, as described in Abusleme et al. (2021a). The observed spectra $N_{\text{obs}}^{\text{C}}(\theta_z^i, E_{\text{vis}}^{j\text{C}})$ and $N_{\text{obs}}^{\text{S}}(\theta_z^i, E_{\text{vis}}^{j\text{S}})$ are obtained from the corresponding predicted spectra by applying the true values of the ^8B neutrino flux $\Phi_{^8\text{B}}$, oscillation parameters $\sin^2\theta_{12}$, and Δm_{21}^2 , and assuming negligible contributions from nuisance parameters. Note that, as discussed in Section 2, the ^8B solar neutrino interactions may also contribute to the background components $B_{\text{pre}}^{k\text{C}}$ (e.g., the green line in Figure 1, the purple line in Figure 2). In such instances, all correlations between the signal and background components are accounted for in the χ^2 function.

The nuisance parameters ε_X^m ($m = \text{CC}, \text{NC}, \text{ES}$), ε_B^k , $\varepsilon_{\text{eff}}^n$ ($n = \text{C}, \text{S}$) account for systematic uncertainties associated with the cross section, the backgrounds, and the detection efficiency, respectively, as discussed in the manuscript. The parameter $\delta_{E_\nu}^{\text{S}}$ represents the 1σ fractional variation of the ^8B neutrino energy spectrum, as detailed in Bahcall et al. (1996) and Bahcall (1997), while ε_s denotes the magnitude of the ^8B neutrino spectral uncertainty. A summary of the nuisance parameters and their corresponding uncertainties within the χ^2 function is summarized in Table 3. For the sensitivity study that produced the results shown in Figures 4–7, we selected data sets from one or a combination of the CC, NC, and ES measurements. We then activated the relevant nuisance parameters to account for systematic uncertainties in the corresponding χ^2 function. During the calculation of the allowed regions for each analysis, the displayed parameters (one or two of the fitting parameters $\Phi_{^8\text{B}}$, θ_{12} , and Δm_{21}^2) were fitted, while all other physical and nuisance parameters were marginalized. The critical values of $\Delta\chi^2$ for various confidence levels are sourced from Zyla et al. (2020).

References

- Abazov, A. I., Anosov, O. L., Faizov, E. L., et al. 1991, *PhRvL*, **67**, 3332
- Abe, K., Haga, Y., Hayato, Y., et al. 2016, *PhRvD*, **94**, 052010
- Abe, K., Abe, Ke., Aihara, H., et al. 2018, arXiv:1805.04163
- Abusleme, A., Adam, T., Ahmad, S., et al. 2021a, *ChPhC*, **45**, 023004
- Abusleme, A., Adam, T., Ahmad, S., et al. 2021b, *JHEP*, **11**, 102
- Abusleme, A., Adam, T., Ahmad, S., et al. 2022a, *PrPNP*, **123**, 103927
- Abusleme, A., Adam, T., Ahmad, S., et al. 2022b, *ChPhC*, **46**, 123001
- Agostini, M., Altenmüller, K., Appel, S., et al. 2020, *Natur*, **587**, 577
- Aharmim, B., Ahmed, S. N., Amsbaugh, J. F., et al. 2008, *PhRvL*, **101**, 111301
- Aharmim, B., Ahmed, S. N., Amsbaugh, J. F., et al. 2013a, *PhRvC*, **87**, 015502
- Aharmim, B., Ahmed, S. N., Anthony, A. E., et al. 2013b, *PhRvC*, **88**, 025501
- Ahmad, Q. R., Allen, R. C., Andersen, T. C., et al. 2001, *PhRvL*, **87**, 071301
- Ahmad, Q. R., Allen, R. C., Andersen, T. C., et al. 2002, *PhRvL*, **89**, 011301
- Ahmed, S., Anthony, A. E., Beier, E. W., et al. 2004, *PhRvL*, **92**, 181301
- Akhmedov, E. K., Tortola, M. A., & Valle, J. W. F. 2004, *JHEP*, **05**, 057
- Altmann, M., Balata, M., Belli, P., et al. 2000, *PhLB*, **490**, 16
- Anselmann, P., Hampel, W., Heusser, G., et al. 1993, *NuPhS*, **31**, 117
- Arafune, J., Fukugita, M., Kohyama, Y., & Kubodera, K. 1989, *PhLB*, **217**, 186
- Bahcall, J. N. 1997, *PhRvC*, **56**, 3391
- Bahcall, J. N., Lisi, E., Alburger, D. E., et al. 1996, *PhRvC*, **54**, 411
- Baltz, A. J., & Weneser, J. 1987, *PhRvD*, **35**, 528
- Baltz, A. J., & Weneser, J. 1988, *PhRvD*, **37**, 3364
- Barrett, B. R., Navratil, P., & Vary, J. P. 2013, *PrPNP*, **69**, 131
- Beacom, J. F., Chen, S., Cheng, J., et al. 2017, *ChPhC*, **41**, 023002
- Bellini, G., Benziger, J., Bick, D., et al. 2014, *Natur*, **512**, 383
- Blennow, M., Ohlsson, T., & Snellman, H. 2004, *PhRvD*, **69**, 073006
- Buldgen, G., Eggenberger, P., Noels, A., et al. 2023, *A&A*, **669**, L9
- Capozzi, F., Li, S. W., Zhu, G., & Beacom, J. F. 2019, *PhRvL*, **123**, 131803
- Carlson, E. D. 1986, *PhRvD*, **34**, 1454
- Chen, H. H. 1985, *PhRvL*, **55**, 1534
- Davis, R., Jr., Harmer, D. S., & Hoffman, K. C. 1968, *PhRvL*, **20**, 1205
- de Holanda, P. C., Liao, W., & Smirnov, A. Y. 2004, *NuPhB*, **702**, 307
- Esteban, I., Gonzalez-Garcia, M. C., Maltoni, M., Schwetz, T., & Zhou, A. 2020, *JHEP*, **09**, 178
- Fukuda, S., Fukuda, Y., Ishitsuka, M., et al. 2001, *PhRvL*, **86**, 5651
- Fukuda, Y., Hayakawa, T., Ichihara, E., et al. 1998, *PhRvL*, **81**, 1158
- Fukugita, M., Kohyama, Y., & Kubodera, K. 1988, *PhLB*, **212**, 139
- Gando, A., Gando, Y., Hanakago, H., et al. 2013, *PhRvD*, **88**, 033001
- Ghiano, C. 2012, PhD thesis, L'Aquila Univ.
- Hirata, K. S., Kajita, T., Kifune, T., et al. 1989, *PhRvL*, **63**, 16
- Ianni, A., Montanino, D., & Villante, F. L. 2005, *PhLB*, **627**, 38
- Krastev, P. I., & Petcov, S. T. 1988, *PhLB*, **205**, 84
- Liao, W. 2008, *PhRvD*, **77**, 053002
- Lin, T., Zou, J., Li, W., et al. 2017, *JPhCS*, **898**, 042029
- Long, H. W., Li, Y. F., & Giunti, C. 2013, *JHEP*, **08**, 056
- Magg, E., Bergemann, M., Serenelli, A., et al. 2022, *A&A*, **661**, A140
- Mikheev, S. P., & Smirnov, A. Y. 1985, *SvJNP*, **42**, 913
- Super-Kamiokande Collaboration, Abe, K., Bronner, C., et al. 2023, arXiv:2312.12907
- Renshaw, A., Abe, K., Iyogi, K., et al. 2014, *PhRvL*, **112**, 091805
- Suzuki, T., Balantekin, A. B., Kajino, T., & Chiba, S. 2019, *JPhG*, **46**, 075103
- Suzuki, T., Balantekin, A. B., & Kajino, T. 2012, *PhRvC*, **86**, 015502
- Tomalak, O., & Hill, R. J. 2020, *PhRvD*, **101**, 033006
- Vinyoles, N., Serenelli, A. M., Villante, F. L., et al. 2017, *ApJ*, **835**, 202
- Wolfenstein, L. 1978, *PhRvD*, **17**, 2369
- Yang, W. 2022, *ApJ*, **939**, 61
- Zou, J. H., Huang, X. T., Li, W. D., et al. 2015, *JPhCS*, **664**, 072053
- Zyla, P. A., Barnett, R. M., Beringer, J., et al. 2020, *PTEP*, **2020**, 083C01