



HAL
open science

Unconventional Robust Spin-Transfer Torque in Noncollinear Antiferromagnetic Junctions

Srikrishna Ghosh, Aurelien Manchon, Jakub Železný

► **To cite this version:**

Srikrishna Ghosh, Aurelien Manchon, Jakub Železný. Unconventional Robust Spin-Transfer Torque in Noncollinear Antiferromagnetic Junctions. *Physical Review Letters*, 2022, 128 (9), pp.097702. 10.1103/PhysRevLett.128.097702 . hal-03831757

HAL Id: hal-03831757

<https://hal.science/hal-03831757v1>

Submitted on 27 Oct 2022

HAL is a multi-disciplinary open access archive for the deposit and dissemination of scientific research documents, whether they are published or not. The documents may come from teaching and research institutions in France or abroad, or from public or private research centers.

L'archive ouverte pluridisciplinaire **HAL**, est destinée au dépôt et à la diffusion de documents scientifiques de niveau recherche, publiés ou non, émanant des établissements d'enseignement et de recherche français ou étrangers, des laboratoires publics ou privés.

Unconventional robust spin-transfer torque in non-collinear antiferromagnetic junctions

Srikrishna Ghosh,¹ Aurelien Manchon,² and Jakub Železný¹

¹*Institute of Physics, Czech Academy of Sciences,
Cukrovarnická 10, 162 00 Praha 6 Czech Republic*

²*CINaM, Aix-Marseille Univ, CNRS, Marseille, France*

(Dated: October 27, 2022)

Ferromagnetic spin-valves and tunneling junctions are crucial for spintronics applications and are one of the most fundamental spintronics devices. Motivated by the potential unique advantages of antiferromagnets for spintronics, we theoretically study here junctions built out of non-collinear antiferromagnets. We demonstrate a large and robust magnetoresistance and spin-transfer torque capable of ultrafast switching between parallel and anti-parallel states of the junction. In addition, we show that a new type of self-generated torque appears in the non-collinear junctions.

In ferromagnetic (FM) materials the spins of electrons that carry electrical current are preferentially oriented along the magnetization direction: the electrical current is spin-polarized. When this spin-polarized current is injected into a second FM with a misaligned magnetization orientation, the spin-polarization has to reorient along this new magnetization direction. Due to angular momentum conservation, this reorientation exerts a torque on the FM, known as the spin-transfer torque (STT) [1, 2]. This torque can be used to switch magnetization in a FM or to move magnetic domain walls. It is typically utilized in nanoscopic devices composed of two thin ferromagnetic layers separated by a metallic or insulating spacer and whose relative orientation is detected via the giant or tunneling magnetoresistance (GMR and TMR). It is at the basis of the magnetic random access memories (MRAMs) [3].

In recent years, attention has been drawn to magnetic materials with a local magnetic order but no net magnetic moment, referred to as antiferromagnets (AFMs). AFMs offer significant advantages over FMs for spintronics applications [4–7]. Their magnetic dynamics is several orders of magnitude faster than FMs, allowing for much faster switching. The lack of a net magnetic moment implies no stray field, thus possibly allowing for closer packing of individual bits. Furthermore, a large variety of antiferromagnetic materials exists, such as insulators and semiconductors, multiferroics [8] or superconductors [9] (see also [10]). FM materials accommodating such exotic electronic properties are much less common in nature. A number of theoretical works have shown that the STT, as well as GMR, can also exist in AFM junctions [7, 11–14]. In contrast to the FM case, however, such effects arise from quantum-coherent scattering [11] and, as a result, are very sensitive to the presence of disorder [7, 15–17]. This lack of robustness has a fundamental reason: in the simple high-symmetry AFMs that were primarily studied, the electrical current is not spin-polarized and consequently the STT has to vanish in the semiclassical limit [17]. It was found, however, that in the tunneling case

STT can be more robust [18], although the reasons for this are not fully understood. Experimentally, no clear evidence of STT in an AFM junction has been found so far [7]. Instead, AFM spintronics has mainly focused on relativistic effects, and in particular on spin-orbit torques [19], exploiting the large spin-orbit coupling provided by the presence of heavy metals either in the magnetic unit cell [20, 21] or as an adjacent layer, the latter acting as a source of spin Hall effect [22]. Nonetheless, no equivalent to STT in FMs has been realized to date due to the difficulty to achieve semiclassical spin-polarized current out of AFMs.

Recently though, it was discovered that in some types of AFMs, such spin-polarized currents can exist. This was first found for non-collinear AFMs (AFMs in which the individual moments are not oriented along a single axis) such as Mn_3Ir or Mn_3Sn [23] but later also found to exist in collinear AFMs such as RuO_2 [24–29]. These spin-polarized currents are directly analogous to the spin-polarized currents in FMs. As a matter of fact, like in FMs, these currents are extrinsic, i.e., driven by intra-band transitions of the Fermi surface electrons, their polarization is aligned along a direction set by the relative orientation of the charge flow and the AFM texture and, most importantly, they are robust against momentum scattering. These properties suggest that a robust STT, as well as magnetoresistive effects, could exist in junctions composed of AFMs in which the spin-polarized current exists [23, 30].

In this Letter, using tight-binding numerical simulations, we demonstrate that these spin-polarized currents can drive magnetoresistance and STT in non-collinear AFM junctions, displaying striking differences compared to their FM counterparts. We consider a relatively simple 2D model, which is not meant to quantitatively describe realistic systems but which covers the most important features of non-collinear coplanar antiferromagnets of interest to experiments (for example Mn_3Ir or Mn_3Sn). Importantly, this model allows for a comprehensive study of the role of disorder, a crucial ingredient that destroys

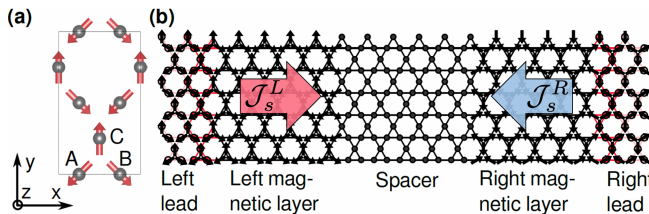


FIG. 1. (a) The unit cell of the model. (b) Illustration of the junction. The left and right leads are periodic and semi-infinite along the x directions. The junction is finite along the y direction. In the calculation the width along y is much wider than illustrated here. When a charge current is injected through the junction, a spin current $\mathcal{J}_s^{L(R)}$ builds up in the left (right) AFM electrode. The former induces a conventional STT on the right AFM while the latter is at the origin of the self-induced STT.

quantum coherence and quenches STT in collinear AFM junctions [11, 16]. We show that the STT survives in the presence of point defects, but also structural imperfections, which invariably exist in real systems but have been disregarded till now. Our numerical results show that the STT in non-collinear AFM junctions originates from the absorption of the spin-polarized current generated in *both* AFM layers, as illustrated in Fig. 1. As a consequence we find that apart from the conventional STT a new type of torque appears in the non-collinear AFMs, which does not exist in FMs. Unlike the conventional STT, this torque does not originate from a spin-transfer between the two magnetic layers but rather is local and self-induced. Furthermore, because of the unconventional non-collinear magnetic ordering, the torque is present for any relative orientation of the two AFM layers. This observation sharply contrasts with what is usually observed in FM junctions, where the STT vanishes for the parallel or anti-parallel configurations, which implies that thermal fluctuations are required to assist the magnetization switching, resulting in stochasticity and slower reversal time. Our simulations of STT induced dynamics in the AFM junctions show deterministic switching on a ps timescale.

We consider a 2D AFM system, shown in Fig. 1(a). The system is hexagonal with three atoms in a unit cell; however, for easy construction of the junctions, we double the unit cell, which makes the unit cell rectangular. Similar magnetic order exists in real materials, such as the Mn_3X AFMs [23, 31, 32]. The model we use consists of conduction s -electrons coupled to on-site magnetic moments. This model has been utilized in previous studies of non-collinear AFMs [33–35]. We do not include spin-orbit coupling in our model, since the aim is to explore non-relativistic effects, in analogy to the FM junctions, where the dominant effects are non-relativistic in origin. Furthermore, previous calculations of spin-polarized currents in Mn_3X AFMs showed only a weak dependence

on spin-orbit coupling [23]. In absence of disorder the system is described by the following Hamiltonian:

$$H = t \sum_{\langle ab \rangle \alpha} c_{a\alpha}^\dagger c_{b\alpha} + J \sum_{a\alpha, \beta} (\boldsymbol{\sigma} \cdot \mathbf{m}_a)_{\alpha\beta} c_{a\alpha}^\dagger c_{a\beta}. \quad (1)$$

Here, c^\dagger and c denotes the creation and annihilation operators respectively, a, b denote the site index, α, β the spin index. The first term is the nearest neighbor hopping term, with t representing the hopping magnitude. The second term represents the coupling of the conduction electrons to the on-site magnetic moments. Here \mathbf{m}_i is the magnetic moment direction, J is the exchange parameter and $\boldsymbol{\sigma}$ is the vector of Pauli matrices. We always set $t = 1$ eV and $J = -1.7$ eV.

To describe disorder we include for each site on-site energy chosen randomly from a gaussian distribution centered at 0 and with a standard deviation D . We describe the quantum transport using the scattering (Landauer-Büttiker) formalism as implemented in the Kwant package [36]. We consider a system composed of two magnetic layers separated by a non-magnetic spacer (scattering region) and attach to the system perfectly periodic semi-infinite leads as illustrated in Fig. 1(b). The transport properties of the system are described by scattering of the incoming states from the left lead to the outgoing states in the left and right leads.

For simplicity, we consider the same magnetic order in the left and right leads as for the left and right magnetic layers respectively, as illustrated in Fig. 1(b). We note that the leads are perfectly periodic, whereas the magnetic layers within the scattering region contain disorder. For completeness, we also discuss in the Supplemental Material [37] calculation with non-magnetic leads, which physically correspond to thin magnetic layers. In general, we find that for the FM junctions the results for non-magnetic leads are very similar, whereas for the non-collinear AFM there can be significant differences, but the qualitative behavior is still generally the same. We always set the width of the magnetic layers and the spacer along the x direction to 5 unit cells each. The width of the system along the y direction is set to 50 unit cells, which ensures that the effect of the top and bottom interfaces is negligible. To describe interface roughness we randomly include atomic interfacial steps using a random walk along the interfaces between the magnetic leads and the spacer as described in the Supplemental Material [37]. The magnitude of the interfacial disorder is controlled by the parameter n_{steps} , which determines the average number of the interfacial steps.

Within the scattering formalism, the transport is due to the difference of the chemical potentials of the left and the right leads $\delta\mu$. For the case of the electric effects, this difference is due to applied voltage V : $\delta\mu = -eV$. We always assume transport from the left to the right and also assume that the voltage is small, i.e. we will

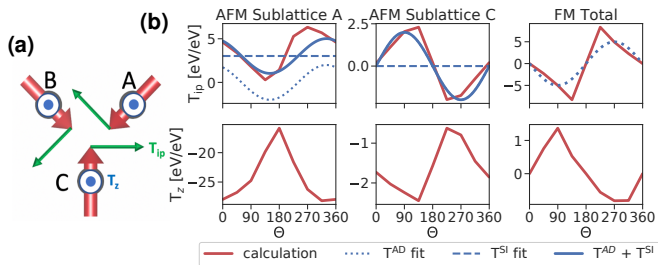


FIG. 2. (a) The decomposition of the torque into in-plane and T_z components. (b) The dependence of the torque in the right magnetic layer on the rotation of the right magnetic layer in the $x-y$ plane for the AFM and FM junctions. For the FM junction we show the total torque; for the AFM junction we show a sublattice projected torque. Since sublattice B is very similar to sublattice A , we only show the sublattice A here and give sublattice B in the Supplemental Material [37]. Here $\theta = 0^\circ, 90^\circ, 180^\circ$ correspond to the parallel, perpendicular and anti-parallel configurations of the junctions, respectively (see Fig. 3). The in-plane component of the torque is fitted by the combination of \mathbf{T}^{SI} and \mathbf{T}^{AD} . Here $E_F = -1.25$ eV, $D = 0.2$ eV and $n_{\text{steps}} = 25$. The torque has units of eV as is given per the applied bias, which is also given in units of eV.

assume that the response to the electric field is linear. The current induced by the voltage is given by $I = GV$, where $G = \frac{e^2}{h} \sum_{nm} |t_{nm}|^2$ and t_{nm} is the transmission amplitude from incoming state n in the left lead to outgoing state m in the right lead. Using the scattering wavefunctions ψ_n inside the lead associated with the n -th incoming states of the left lead at energy E_F we can evaluate response of any quantity. For an observable A represented by operator \hat{A} we have $\delta A = \chi_A \delta \mu$, where $\chi_A = \sum_n \langle \psi_n | \hat{A} | \psi_n \rangle$. Note that we assume here a zero temperature Fermi-Dirac distribution. We are primarily interested in the torque. The torque acting on a site a can be calculated using the torque operator $\hat{\mathbf{T}}_a = -J \sum_{\alpha\beta} (\mathbf{m}_a \times \boldsymbol{\sigma})_{\alpha\beta} c_{a\alpha}^\dagger c_{a\beta}$. As we discuss in the Supplemental Material [37], the torque can also be evaluated from the non-equilibrium spin accumulation and, since we do not consider spin-orbit coupling the torque is also directly related to spin current: the torque on a site is given by the spin source at this site. We note that although the spin of the conduction electrons is strongly non-conserved in the non-collinear systems, spin current is nevertheless well defined in the non-relativistic limit since there is no conversion of the spin angular momentum to orbital angular momentum.

In Fig. 2(b) we give the calculated torque in the right magnetic layer for FM and AFM junctions as a function of the rotation of the right magnetic layer in the $x-y$ plane. Here we set $D = 0.2$ eV and $n_{\text{steps}} = 25$. In the FM case, the torque at the right magnetic layer originates from the absorption of the spin-polarized current from the left magnetic layer. In the FMs, only the component of the spin perpendicular to the magnetiza-

tion is efficiently absorbed. Since the torque is directly given by the absorbed spin current, we have, assuming a full absorption of the perpendicular component: $\mathbf{T}_R \sim \mathbf{m}_L - (\mathbf{m}_L \cdot \mathbf{m}_R) \cdot \mathbf{m}_R = \mathbf{m}_R \times (\mathbf{m}_L \times \mathbf{m}_R)$. This is the well-known anti-damping torque. As shown in Fig. 2(b) the anti-damping torque is the dominant term in our calculations.

In FMs the right magnetic layer also generates a spin-polarized current, however, this spin current does not create a torque in the right magnetic layer since it is polarized along its magnetization. Thus the torque in the right magnetic layer is due to a spin-polarized current from the left magnetic layer and vice versa. In the non-collinear AFMs the situation is different. Because of the non-collinearity the spin-polarized current from the right magnetic layer can also be absorbed in the right magnetic layer (and analogously for the left) since some sublattices will always have magnetization misaligned with the spin-polarization. As a consequence a torque is present even in a junction containing only one magnetic layer, as illustrated in Fig. 3(a). The torque in the non-collinear AFMs thus has two sources: a spin-transfer torque due to the other magnetic layer and a local, self-induced torque due to spin-polarized current from the layer itself. For the configuration given in Fig. 1, the spin-polarization of the spin current is constrained by symmetry to lie along the y direction [23], which also happens to be the direction of the C sublattice. In the non-relativistic limit, any rotation of the magnetic order will result in the same rotation of the spin-polarization and thus the spin-polarization will always be oriented along the \mathbf{m}_C direction. Assuming absorption of the perpendicular component on each sublattice will thus lead to torques in the right magnetic layer: $\mathbf{T}_{R,a}^{\text{AD}} \sim \mathbf{m}_{R,a} \times (\mathbf{m}_{L,C} \times \mathbf{m}_{R,a})$ and $\mathbf{T}_{R,a}^{\text{SI}} \sim \mathbf{m}_{R,a} \times (\mathbf{m}_{R,C} \times \mathbf{m}_{R,a})$ (here a denotes the sublattice). As shown in Fig. 2(b) we find that our calculations are indeed well described by the combination of the anti-damping torque and the self-induced torque (see Supplemental Material [37] for calculations with different parameters).

In addition to the in-plane torque, which is well described by the combination of \mathbf{T}^{AD} and \mathbf{T}^{SI} , we also find a T_z component of the torque. In FMs this torque typically has a field-like character, which we also find here. This torque occurs because the spin current that is reflected from the right magnetic layer contains a z polarized component when the two magnetic layers are misaligned. In the AFM junctions this torque also appears. As shown in the Supplemental Material [37], we find that it can be very large on individual sublattices, but when summed up tends to be smaller than the in-plane component.

The connection between the spin-polarized current and the torque is illustrated in Fig. 3, where we show the spin current and the total torque within the junction as a function of the x coordinate. We see that for all the

configurations of the junction the torque is directly connected to absorption or generation of the spin-polarized current. In the FM case no torque or, equivalently, no spin source can be present in the parallel or anti-parallel configurations of the junction or in a junction containing only one FM layer since in such a case spin is conserved. In contrast, in the non-collinear case, we find a non-vanishing torque in any configuration because in the non-collinear AFM spin is never conserved. In the parallel and anti-parallel cases both \mathbf{T}^{SI} and \mathbf{T}^{AD} contribute since in the non-collinear system \mathbf{T}^{AD} is non-zero for some sublattices for any orientation of the junction and will always sum up to non-zero total torque. We note that in addition to the torque due to a global spin current illustrated in Fig. 3, also a torque due to local spin currents can occur. This is the case of the large T_z torque for the A sublattice illustrated in Fig. 2(b).

We use the calculated torque to simulate switching of the AFM junction. As discussed in the Supplemental Material [37], we find that both the in-plane torque characterized by a combination of \mathbf{T}^{SI} and \mathbf{T}^{AD} , as well as the T_z torque can deterministically switch the junction between parallel and anti-parallel states using current pulses with opposite directions. Crucially, the switching is ultrafast (on a ps timescale) since in AFMs the dynamics is enhanced by the exchange interaction. This comes into play since the torque initially slightly cants the magnetic moments, which results in a large exchange torque. Unlike in the FM case, where thermal activation is necessary to activate the switching since no torque exists in the parallel state or anti-parallel states, we find that in the AFM case switching is possible directly from the parallel or anti-parallel states since the torque is always present. We note that \mathbf{T}^{SI} , which is typically the dominant term in our calculations cannot by itself be used for deterministic switching. This is because this torque is non-relativistic and internally generated which means that when the magnetic order is rotated the torque is rotated in the same way and can thus never vanish. As a result, the other magnetic layer is crucial here. Our simulations show that when \mathbf{T}^{SI} is combined with \mathbf{T}^{AD} , deterministic switching is possible and that the \mathbf{T}^{SI} can reduce the \mathbf{T}^{AD} necessary for switching. The \mathbf{T}^{SI} torque could also be used for spin-torque oscillators.

In Fig. 4(a) we show the dependence of the torque magnitude on the on-site and interfacial disorder for the FM and AFM junctions. For simplicity we give here the dependence for the total torque; however, the conclusions are generally the same when the sublattice torque is considered. We give the results here for two values of the Fermi level and we also scale the torque by the conductance since the torque magnitude per current density is the main quantity for practical utilization of the torque. Overall, we find that the torque in the AFM junctions has a similar magnitude and robustness against disorder as in the FM junctions. In agreement with previous

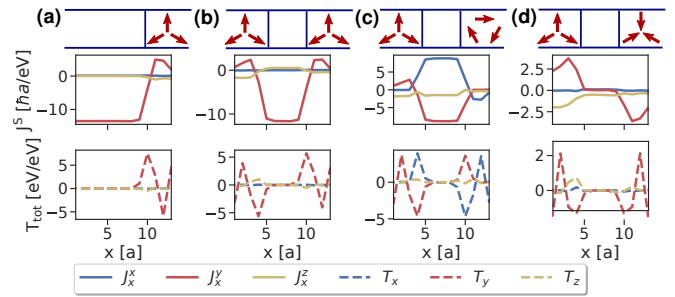


FIG. 3. The spin current and torque as a function of the x coordinate (a denotes the lattice constant along the x direction) for (a) junction composed of only a non-magnetic and one magnetic layer, (b) parallel, (c) perpendicular and (d) anti-parallel configurations of the AFM junction. We sum up both the torque and the spin current within each unit cell and then sum up also along the y direction. J_x^i denote spin current flowing along the x direction with spin-polarization along i . We set $D = 0.2$ eV, $n_{\text{steps}} = 25$ and $E_F = -1.25$ eV.

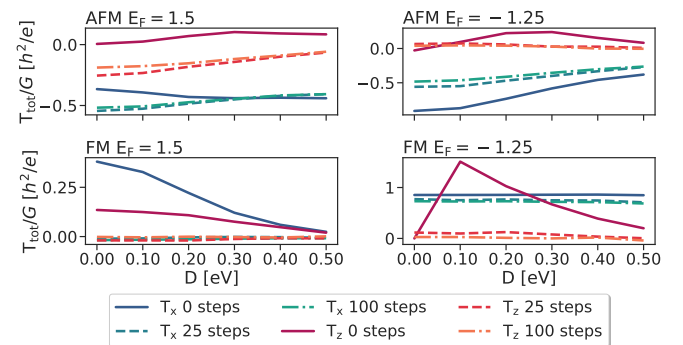


FIG. 4. The dependence of the torque magnitude scaled by the conductance on the disorder parameter D and on the interfacial disorder characterized by number of interfacial steps for the FM and AFM junction and for two values of E_F . The T_y component is not shown here since it has a similar dependence on magnitude as T_x . For T_z we set $\theta = 90^\circ$; for T_x $\theta = 135^\circ$ for the FM and $\theta = 90^\circ$ for the AFM.

considerations, we find that the interfacial steps reduce strongly the T_z component of the torque, however, the T_x and T_y components are more robust and survive even with significant interfacial disorder present. We also find no strong reduction of the torque magnitude with the disorder parameter D . We note that the case of FM with $E_F = 1.5$ eV is somewhat an exception as we find that in this case the torque is more sensitive to disorder than in the other cases. As shown in the Supplemental Material [37], the angular dependence of the torque is also generally unchanged with the disorder. In the Supplemental Material [37], we show the dependence of GMR on disorder for the FM and AFM junctions. We find that in both cases the GMR is strongly reduced by disorder, but non-negligible GMR is present even in the presence of significant disorder. Crucially the robustness of the GMR is similar in the AFM as in the FM.

We acknowledge the Grant Agency of the Czech Republic Grant No. 19-18623Y, Ministry of Education of the Czech Republic Grant LM2018110, EU FET Open RIA Grant No. 766566 and support from the Institute of Physics of the Czech Academy of Sciences and the Max Planck Society through the Max Planck Partner Group Programme. This work was supported by the Ministry of Education, Youth and Sports of the Czech Republic through the e-INFRA CZ (ID:90140). A. M. acknowledges support from the Excellence Initiative of Aix-Marseille Université - A*Midex, a French "Investissements d'Avenir" program.

-
- [1] A. Brataas, A. D. Kent, and H. Ohno, Current-induced torques in magnetic materials, *Nature Materials* **11**, 372 EP (2012), review Article.
- [2] D. Ralph and M. Stiles, Spin transfer torques, *J. Magn. Magn. Matter.* **320**, 1190 (2008).
- [3] D. Apalkov, B. Dieny, and J. M. Slaughter, Magnetoresistive random access memory, *Proceedings of the IEEE* **104**, 1796 (2016).
- [4] T. Jungwirth, X. Marti, P. Wadley, and J. Wunderlich, Antiferromagnetic spintronics, *Nature Nanotechnology* **11**, 231 (2016).
- [5] V. Baltz, A. Manchon, M. Tsoi, T. Moriyama, T. Ono, and Y. Tserkovnyak, Antiferromagnetic spintronics, *Rev. Mod. Phys.* **90**, 015005 (2018).
- [6] T. Jungwirth, J. Sinova, A. Manchon, X. Marti, J. Wunderlich, and C. Felser, The multiple directions of antiferromagnetic spintronics, *Nature Physics* **14**, 200 (2018).
- [7] J. Železný, P. Wadley, K. Olejník, A. Hoffmann, and H. Ohno, Spin-transport, spin-torque and memory in antiferromagnetic devices, *Nature Phys.* **14**, 220 (2018).
- [8] W. Eerenstein, N. D. Mathur, and J. F. Scott, Multiferroic and magnetoelectric materials, *Nature* **442**, 759 (2006).
- [9] X. F. Lu, N. Z. Wang, H. Wu, Y. P. Wu, D. Zhao, X. Z. Zeng, X. G. Luo, T. Wu, W. Bao, G. H. Zhang, F. Q. Huang, Q. Z. Huang, and X. H. Chen, Coexistence of superconductivity and antiferromagnetism in $(\text{Li}_{0.8}\text{Fe}_{0.2})\text{OHFeSe}$, *Nature Materials* **14**, 325 (2015).
- [10] V. Bonbien, F. Zhuo, A. Salimath, O. Ly, A. About, and A. Manchon, Topological Aspects of Antiferromagnets, *Journal of Physics D: Applied Physics* **55**, 103002 (2022), arXiv:2102.01632.
- [11] A. S. Núñez, R. A. Duine, P. Haney, and A. H. MacDonald, Theory of spin torques and giant magnetoresistance in antiferromagnetic metals, *Phys. Rev. B* **73**, 214426 (2006).
- [12] P. M. Haney, D. Waldron, R. A. Duine, A. Núñez, H. Guo, and A. H. MacDonald, Ab initio giant magnetoresistance and current-induced torques in Cr/Au/Cr multilayers, *Phys. Rev. B* **75**, 174428(1) (2007).
- [13] P. Merodio, A. Kalitsov, H. Bea, V. Baltz, and M. Chshiev, Spin-dependent transport in antiferromagnetic tunnel junctions, *Appl. Phys. Lett.* **105**, 122403 (2014).
- [14] M. Stamenova, R. Mohebbi, J. Seyed-Yazdi, I. Rungger, and S. Sanvito, First-principles spin-transfer torque in CuMnAs|GaP|CuMnAs junctions, *Phys. Rev. B* **95**, 060403 (2017).
- [15] R. A. Duine, P. M. Haney, A. Núñez, and A. MacDonald, Inelastic scattering in ferromagnetic and antiferromagnetic spin valves, *Phys. Rev. B* **75**, 014433 (2007).
- [16] H. B. M. Saidaoui, A. Manchon, and X. Waintal, Spin transfer torque in antiferromagnetic spin valves: From clean to disordered regimes, *Phys. Rev. B* **89**, 174430 (2014).
- [17] A. Manchon, Spin diffusion and torques in disordered antiferromagnets, *Journal of Physics: Condensed Matter* **29**, 104002 (2017).
- [18] H. B. M. Saidaoui, X. Waintal, and A. Manchon, Robust spin transfer torque in antiferromagnetic tunnel junctions, *Phys. Rev. B* **95**, 134424 (2017).
- [19] A. Manchon, J. Železný, I. M. Miron, T. Jungwirth, J. Sinova, A. Thiaville, K. Garello, and P. Gambardella, Current-induced spin-orbit torques in ferromagnetic and antiferromagnetic systems, *Rev. Mod. Phys.* **91**, 035004 (2019).
- [20] J. Železný, H. Gao, K. Výborný, J. Zemen, J. Mašek, A. Manchon, J. Wunderlich, J. Sinova, and T. Jungwirth, Relativistic Néel-order fields induced by electrical current in antiferromagnets, *Phys. Rev. Lett.* **113**, 157201 (2014).
- [21] P. Wadley, B. Howells, J. Železný, C. Andrews, V. Hills, R. P. Campion, V. Novák, K. Olejník, F. Maccherozzi, S. S. Dhesi, S. Y. Martin, T. Wagner, J. Wunderlich, F. Freimuth, Y. Mokrousov, J. Kuneš, J. S. Chauhan, M. J. Grzybowski, A. W. Rushforth, K. W. Edmonds, B. L. Gallagher, and T. Jungwirth, Electrical switching of an antiferromagnet, *Science* **351**, 587 (2016).
- [22] X. Z. Chen, R. Zarzuela, J. Zhang, C. Song, X. F. Zhou, G. Y. Shi, F. Li, H. A. Zhou, W. J. Jiang, F. Pan, and Y. Tserkovnyak, Antidamping-torque-induced switching in biaxial antiferromagnetic insulators, *Phys. Rev. Lett.* **120**, 207204 (2018).
- [23] J. Železný, Y. Zhang, C. Felser, and B. Yan, Spin-polarized current in noncollinear antiferromagnets, *Phys. Rev. Lett.* **119**, 187204 (2017).
- [24] M. Naka, S. Hayami, H. Kusunose, Y. Yanagi, Y. Motome, and H. Seo, Spin current generation in organic antiferromagnets, *Nature communications* **10**, 1 (2019).
- [25] R. González-Hernández, L. Šmejkal, K. Výborný, Y. Yanagi, J. Sinova, T. c. v. Jungwirth, and J. Železný, Efficient electrical spin splitter based on nonrelativistic collinear antiferromagnetism, *Phys. Rev. Lett.* **126**, 127701 (2021).
- [26] K.-H. Ahn, A. Hariki, K.-W. Lee, and J. Kuneš, Antiferromagnetism in RuO_2 as d -wave pomeranchuk instability, *Phys. Rev. B* **99**, 184432 (2019).
- [27] S. Hayami, Y. Yanagi, and H. Kusunose, Momentum-Dependent Spin Splitting by Collinear Antiferromagnetic Ordering, *Journal of the Physical Society of Japan* **88**, 123702 (2019).
- [28] L. Šmejkal, R. González-Hernández, T. Jungwirth, and J. Sinova, Crystal time-reversal symmetry breaking and spontaneous Hall effect in collinear antiferromagnets, *Science Advances* **6**, eaaz8809 (2020), arXiv:1901.00445.
- [29] L.-D. Yuan, Z. Wang, J.-W. Luo, E. I. Rashba, and A. Zunger, Giant momentum-dependent spin splitting in centrosymmetric low- $\langle \mathbf{Z} \rangle$ antiferromagnets, *Physical Review B* **102**, 014422 (2020).
- [30] L. Šmejkal, A. B. Hellenes, R. González-Hernández, J. Sinova, and T. Jungwirth, Giant and tunneling

- magnetoresistance effects from anisotropic and valley-dependent spin-momentum interactions in antiferromagnets, arXiv:2103.12664 (2021).
- [31] S. Tomiyoshi and Y. Yamaguchi, Magnetic Structure and Weak Ferromagnetism of Mn₃Sn Studied by Polarized Neutron Diffraction, *Journal of the Physical Society of Japan* **51**, 2478 (1982).
- [32] T. Yamaoka, Antiferromagnetism in γ -phase mn-ir alloys, *Journal of the Physical Society of Japan* **36**, 445 (1974).
- [33] H. Chen, Q. Niu, and A. H. MacDonald, Anomalous hall effect arising from noncollinear antiferromagnetism, *Phys. Rev. Lett.* **112**, 017205 (2014).
- [34] Y. Zhang, J. Železný, Y. Sun, J. van den Brink, and B. Yan, Spin Hall effect emerging from a noncollinear magnetic lattice without spin-orbit coupling, *New Journal of Physics* **20**, 073028 (2018).
- [35] S. Hayami, Y. Yanagi, and H. Kusunose, Spontaneous antisymmetric spin splitting in noncollinear antiferromagnets without spin-orbit coupling, *Phys. Rev. B* **101**, 220403 (2020).
- [36] C. W. Groth, M. Wimmer, A. R. Akhmerov, and X. Waintal, Kwant: a software package for quantum transport, *New Journal of Physics* **16**, 063065 (2014).
- [37] See Supplemental Material [url] for derivation of the expression for the spin-orbit torque, simulation of switching and additional calculation, which includes Refs. [38–42].
- [38] P. Gambardella and I. M. Miron, Current-induced spin-orbit torques., *Phil. Trans. R. Soc. A* **369**, 3175 (2011).
- [39] J. Shi, P. Zhang, D. Xiao, and Q. Niu, Proper definition of spin current in spin-orbit coupled systems, *Phys. Rev. Lett.* **96**, 076604 (2006).
- [40] T. Gilbert, *Classics in Magnetism A Phenomenological Theory of Damping in Ferromagnetic Materials*, *IEEE Transactions on Magnetism* **40**, 3443 (2004).
- [41] J. Železný, <https://bitbucket.org/zeleznyj/macros핀-11g>.
- [42] H. V. Gomonay, R. V. Kunitsyn, and V. M. Loktev, Symmetry and the macroscopic dynamics of antiferromagnetic materials in the presence of spin-polarized current, *Phys. Rev. B* **85**, 134446 (2012).