



HAL
open science

Sub-Micron thick Step-Graded AlGa_N Buffer on Silicon with a Buffer Breakdown Field Higher Than 6 MV/cm

Elodie Carneiro, Stéphane Rennesson, S. Tamariz, Fabrice Semond, F Medjdoub

► To cite this version:

Elodie Carneiro, Stéphane Rennesson, S. Tamariz, Fabrice Semond, F Medjdoub. Sub-Micron thick Step-Graded AlGa_N Buffer on Silicon with a Buffer Breakdown Field Higher Than 6 MV/cm. International Workshop on Nitride Semiconductors, IWN 2022, Oct 2022, Berlin, Germany. hal-03829087

HAL Id: hal-03829087

<https://hal.science/hal-03829087>

Submitted on 25 Oct 2022

HAL is a multi-disciplinary open access archive for the deposit and dissemination of scientific research documents, whether they are published or not. The documents may come from teaching and research institutions in France or abroad, or from public or private research centers.

L'archive ouverte pluridisciplinaire **HAL**, est destinée au dépôt et à la diffusion de documents scientifiques de niveau recherche, publiés ou non, émanant des établissements d'enseignement et de recherche français ou étrangers, des laboratoires publics ou privés.

Sub-Micron thick Step-Graded AlGa_xN Buffer on Silicon with a Buffer Breakdown Field Higher Than 6 MV/cm

E. Carneiro^{1,2*}, S. Rennesson², S. Tamariz^{2,3}, F. Semond^{2,3} and F. Medjdoub¹

¹*Institute of Electronics, Microelectronics and Nanotechnology (IEMN), CNRS, Lille, France*

²*EasyGaN SAS, Rue Bernard Grégory 06905 Sophia Antipolis, France*

³*Université Côte d'Azur, CNRS, CRHEA, rue Bernard Grégory, 06905 Sophia Antipolis, France*

*email: elodie.carneiro@iemn.fr

GaN based High Electron Mobility Transistors (HEMTs) have drawn great attention due to their potential for high power millimeter-wave applications [1, 2]. Usually, thick buffer layers (several μm) are used to minimize growth defect/dislocation density due to the large lattice mismatch between GaN and the substrate. However, thick buffer layers degrade the thermal dissipation and increase the epi-wafer cost. Recent results proved that AlGa_xN/GaN HEMTs with sub-micron total thickness grown on Silicon Carbide (SiC) can show competitive DC and RF characteristics [3]. However, the use of Silicon (Si) substrate would further decrease the cost although more challenging to achieve due to the large thermal expansion mismatch between GaN and Si potentially leading to cracks. **In this work, we demonstrate the successful fabrication of sub-micron thick AlGa_xN/GaN HEMT epilayers grown on Si (111) substrate delivering a record vertical buffer breakdown field > 6 MV/cm. Fully functional transistors with promising off-state breakdown voltage have been fabricated.**

Two different AlN nucleation layer (NL) with thickness 1 (t_1) \ll thickness 2 (t_2) have been grown by ammonia-Molecular Beam Epitaxy on 8-inch Si(111) substrates followed by step-graded Al_xGa_{1-x}N buffer layers (Al_{0.60}Ga_{0.40}N / Al_{0.30}Ga_{0.70}N/ Al_{0.08}Ga_{0.92}N), a 170 nm thick GaN channel layer, 1 nm thick AlN spacer and 14 nm thick Al_{0.32}Ga_{0.68}N barrier capped with 1 nm GaN layer (Fig. 1). The total stack thickness is less than 650 nm for the AlN NL t_1 and the second structure has also a total thickness below 1 μm . The source/drain ohmic contacts were achieved by partially etching the AlGa_xN barrier prior to a Ti/Al/Ni/Au metal stack deposition and annealed at 825°C. A mesa etching (150 nm depth) has been used to realize the isolation step. Then, Ni/Au gates of 3 μm length were deposited. Finally, the devices were passivated before Ti/Au pads deposition. As expected from the XRD data, the structure having a thicker AlN nucleation layer exhibits a higher mobility. The 2DEG properties have been measured by Hall effect measurements and showed a charge density of $1.1 \times 10^{13} \text{ cm}^{-2}$ and $1.3 \times 10^{13} \text{ cm}^{-2}$ with an electron mobility of 1050 $\text{cm}^2/\text{V}\cdot\text{s}$ and 1530 $\text{cm}^2/\text{V}\cdot\text{s}$ for AlN NL t_1 and t_2 , respectively. Vertical BV measurements on isolated ohmic contacts have been measured (Fig. 1). A leakage current below 1 mA/cm^2 is observed up to 400 V and 200 V with a hard BV at 500 V and 375 V for the AlN NL t_1 and t_2 , respectively. This results in a remarkable vertical buffer breakdown field > 6 MV/cm for AlN NL t_1 . To better understand the origin of this result, we performed a decomposition study of the structure with AlN NL t_1 by etching several samples down to the different epilayers: channel, Al_{0.08}Ga_{0.92}N, Al_{0.30}Ga_{0.70}N, Al_{0.60}Ga_{0.40}N and Si(111) substrate (Fig. 2). The vertical BV of the decomposed structure shows that the remarkable vertical breakdown field is clearly attributed to the insertion of Al-rich AlGa_xN in the buffer layers combined with an optimized AlN NL offering outstanding breakdown strength of about 15 MV/cm. The 3-terminal off-state BV has been measured at $V_{\text{GS}} = -6 \text{ V}$ for various gate to drain distance for AlN NL t_1 and t_2 (Fig. 3). A leakage current well below 100 $\mu\text{A}/\text{mm}$ up to 200 V regardless of the gate to drain distance is observed for AlN NL t_1 while AlN NL t_2 transistors deliver 2 orders of magnitude higher leakage current even at low bias. Moreover, DC characteristics shows fully functional transistors with low off-state leakage current (Fig. 4).

These results confirm that AlN buffer layers play a decisive role and surprisingly, it is shown that it can be advantageous to reduce the thickness of the AlN buffer layer in order to improve the breakdown voltage and to reduce leakage current.

References

- [1] U.K. Mishra *et al*, Proc. IEEE, vol. 90, no. 6, pp. 1022, 2002.
- [2] K. Harrouche *et al*, IEEE J. Electron Devices Soc., vol. 7, pp. 1145, 2019.
- [3] D.Y. Chen *et al*, IEEE Electron Device Lett., vol. 41, no. 6, pp. 828, 2020.

Supplementary information

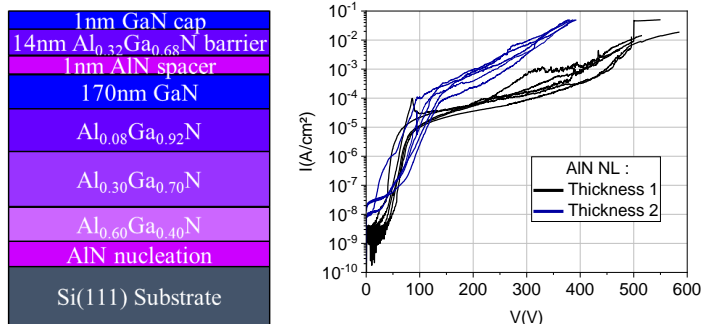


Figure 1: Schematic cross section of the AlGaN/GaN HEMTs (left) and vertical breakdown characteristics of the sub-micron GaN-on-Si HEMT with AlN NL thickness 1 and 2 (right).

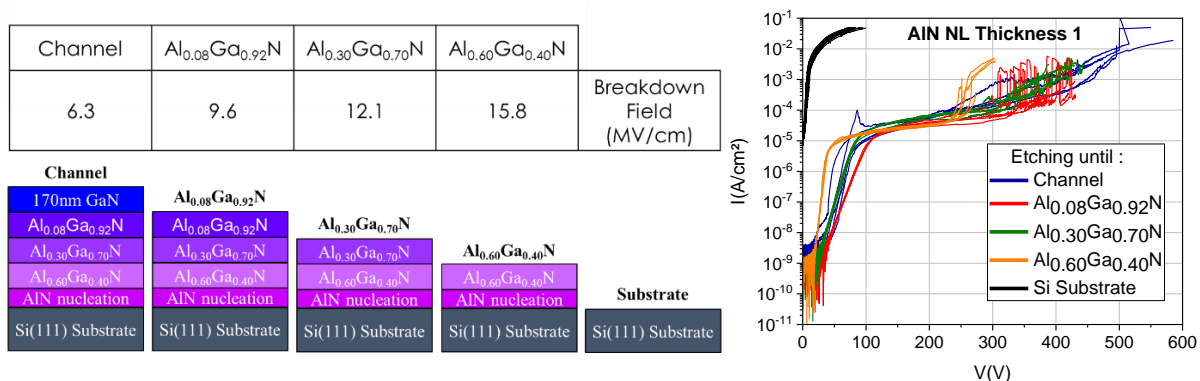


Figure 2: Vertical breakdown and breakdown field characteristics of the decomposed step-graded Al_xGa_{1-x}N buffer and the Si(111) substrate.

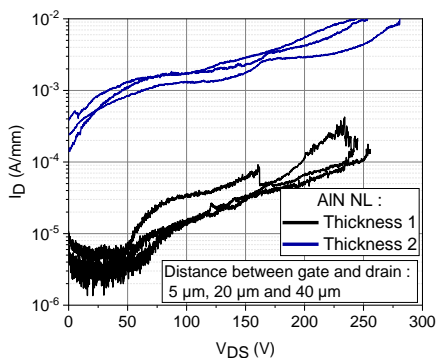


Figure 3: Three-terminal off-state breakdown voltage characteristics of sub-micron thick 2×50 μm AlGaN/GaN HEMTs with AlN NL thickness 1 and 2 for various gate to drain distance.

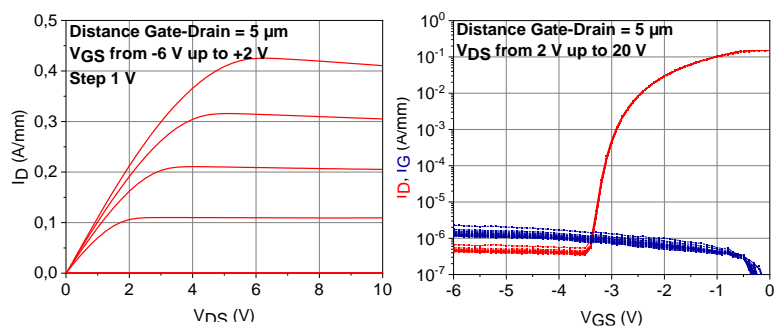


Figure 4: Output characteristics (left) and transfer characteristics (right) of a sub-micron thick 2×50 μm AlGaN/GaN HEMT with AlN NL thickness 1 for a gate to drain distance of 5 μm.