



Exploring the boundaries of ferrocenesulfonyl fluoride chemistry

William Erb, Jean-Pierre Hurvois, Yury S. Halauko, Vadim E Matulis,
Thierry Roisnel

► To cite this version:

William Erb, Jean-Pierre Hurvois, Yury S. Halauko, Vadim E Matulis, Thierry Roisnel. Exploring the boundaries of ferrocenesulfonyl fluoride chemistry. *Inorganic Chemistry Frontiers*, 2022, 10.1039/d2qi01854c . hal-03827534

HAL Id: hal-03827534

<https://hal.science/hal-03827534>

Submitted on 24 Oct 2022

HAL is a multi-disciplinary open access archive for the deposit and dissemination of scientific research documents, whether they are published or not. The documents may come from teaching and research institutions in France or abroad, or from public or private research centers.

L'archive ouverte pluridisciplinaire **HAL**, est destinée au dépôt et à la diffusion de documents scientifiques de niveau recherche, publiés ou non, émanant des établissements d'enseignement et de recherche français ou étrangers, des laboratoires publics ou privés.



Distributed under a Creative Commons Attribution 4.0 International License

RESEARCH ARTICLE

View Article Online
View Journal

Cite this: DOI: 10.1039/d2qi01854c

Received 28th August 2022,
Accepted 25th September 2022

DOI: 10.1039/d2qi01854c

rsc.li/frontiers-inorganic

Exploring the boundaries of ferrocenesulfonyl fluoride chemistry†

William Erb, ^a Jean-Pierre Hurvois, ^a Yury S. Halauko, ^b Vadim E. Matulis ^b and Thierry Roisnel ^a

Ferrocenesulfonyl fluorides represent a new subfamily of metallocenes barely explored. Here, we describe how the use of deprotonation-electrophilic trapping sequences and 'halogen dance' reactions can afford up to 1,2,3,4,5-hetero pentasubstituted derivatives. While the orthogonal reactivity of ferrocenesulfonyl fluorides was demonstrated in a variety of transformations, SuFEx chemistry afforded various sulfur-based ferrocene derivatives. The electrochemical behaviour of many polysubstituted derivatives was studied and discussed as well as weak interactions identified in the solid state.

Introduction

Aromatic sulfonyl fluorides are a subfamily of aryl-S^{VI} fluorides characterized by the lowest degree of fluorination with only one fluorine directly attached to sulfur.¹ The first studies related to their chemistry were reported by Steinkopf in the late 1920s,^{2,3} and their ability to react with enzymes was described by Myers and Kemp in 1954.⁴ This ultimately led to the discovery of phenylmethanesulfonyl fluoride (PMSF) and 4-(2-aminoethyl) benzenesulfonyl fluoride (AEBSF),⁵ two non-specific serine protease inhibitors, widely used in biochemistry.⁶ In 2014, Sharpless introduced the concept of sulfur(vi) fluoride exchange (SuFEx)⁷ as a novel opportunity for click chemistry and thus renewed the interest of chemists for these compounds.⁸ This results from the unique properties of this functional group such as resistance to reduction, high thermodynamic stability and exclusive substitution at sulfur. The sulfonyl fluorides are therefore stable under an amazing range of reaction conditions but they can also react with a nucleophile in smooth conditions, if properly activated *via* hydrogen-bonding or by a Lewis acid. As a consequence, sulfonyl fluorides have found applications in chemical biology,^{9–15} the func-

tional group acting as a warhead to react with enzymes, and in material science to reach original materials.^{16,17} This was accompanied with main developments in the synthesis of sulfonyl fluorides,^{18,19} the study of their orthogonal reactivity,²⁰ and the optimization of various SuFEx reaction conditions.^{21–24}

Since its discovery in 1951,^{25,26} ferrocene and its derivatives have found a pivotal place in chemistry with numerous applications in sensing,^{27–29} catalysis,^{30–34} medicinal chemistry^{35–41} and materials science.^{42–44} Looking at the number and the variety of ferrocene derivatives prepared over the years, it is surprising that only two ferrocenesulfonyl fluoride derivatives have been reported up to 2021. Indeed, in 1959, Nesmeyanov obtained 1'-methoxycarbonylferrocenesulfonyl and 1'-carboxyferrocenesulfonyl fluorides from their respective sulfonyl chlorides by reaction with potassium bifluoride (KHF₂) in acetic acid (Fig. 1, top left).⁴⁵ In 2021, Butenschön reported the reaction of ferrocenesulfonyl chloride with potassium fluoride in acetonitrile in the presence of 18-crown-6 ether, leading to the fluoride derivative in 79% yield (Fig. 1, top right).⁴⁶ Further functionalization was demonstrated by a deprotonation-electrophilic trapping sequence using lithium 2,2,6,6-tetramethylpiperidide (LiTMP) as the base and

^aUniv Rennes, CNRS, ISCR (Institut des Sciences Chimiques de Rennes) – UMR 6226, F-35000 Rennes, France. E-mail: william.erb@univ-rennes1.fr, jean-pierre.hurvois@univ-rennes1.fr

^bBelarusian State University, 4, Nezavisimosti Avenue, 220030 Minsk, Belarus. E-mail: hys@tut.by

†Electronic supplementary information (ESI) available: General considerations, safety consideration, crystallography, electrochemical measurements, experimental section (procedures, compounds analyses and X-ray crystallographic details), NMR spectra, selected NOESY correlations, DFT calculations, cartesian coordinates of DFT optimized structures, HPLC data, voltammograms, additional plots. CCDC 2189751–2189770. For ESI and crystallographic data in CIF or other electronic format see DOI: <https://doi.org/10.1039/d2qi01854c>

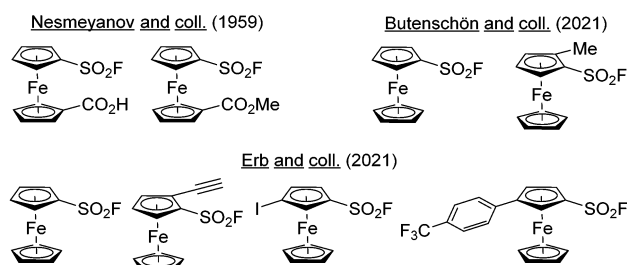


Fig. 1 Ferrocenesulfonyl fluorides already reported.



iodomethane as the electrophile. At the same time, we independently reported our own efforts towards ferrocenesulfonyl fluoride and a few derivatives in a preliminary communication (Fig. 1, bottom).⁴⁷ Here, we report a comprehensive study of the chemistry and properties of polysubstituted ferrocenesulfonyl fluorides.

Results and discussion

Exploring the chemistry of ferrocenesulfonyl fluorides

Inspired by the work of Willis and Ball, who prepared arenesulfonyl fluorides from the sulfonates by using *N*-fluorobenzenesulfonimide (NFSI) and Selectfluor respectively,^{48,49} we initially reacted lithium ferrocenesulfinate (prepared *in situ* from lithioferrocene⁵⁰ and 1,4-diazabicyclo [2.2.2]octane bis(sulfur dioxide) adduct) with NFSI. However, no title product was detected, and degradation was mainly observed.

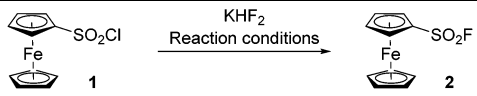
Therefore, we turned to a more classical approach with the reaction between ferrocenesulfonyl chloride (prepared by sulfonation-chlorination of ferrocene)^{51,52} and a fluoride. We initially explored reaction conditions inspired by Barbasiewicz, and reacted ferrocenesulfonyl chloride (**1**) with KHF₂ in a water-acetonitrile mixture in the presence of tetrabutylammonium bromide (Table 1, entry 1).⁵³ However, a moderate 32% yield of the desired compound **2** was reached. Adding more catalyst or performing the reaction at higher temperature did not improve the reaction outcome (entries 2 and 3). Concerned with the hydrolysis of ferrocenesulfonyl chloride, we evaluated an anhydrous mixture of acetonitrile and acetone and isolated **2** in 63% yield after 48 h at 60 °C (entry 4). We then decided to reassess the reaction conditions described by Nesmeyanov in 1959 and reacted **1** with KHF₂ in acetic acid at 25 °C (entry 5). After 14 h, we pleasingly isolated the desired derivative **2** in 52% yield. While the addition of acetic anhydride as a dehydrating reagent was without effect (entry 6), we found that reaction time could be reduced to only 30 min

when performing the substitution at 60 °C (63% yield, entry 7). Pleasingly, we were able to scale the reaction up to 0.3 mol, leading to 52 g of ferrocenesulfonyl fluoride (**2**) isolated in a single batch (64% yield).

Able to reach large quantities of ferrocenesulfonyl fluoride in a fast and inexpensive way, we next explored its functionalization by deprotonolithiation-trapping. Indeed, the pK_a values calculated within the DFT framework (see ESI†) for compound **2** show that sulfonyl fluoride group behaves as a powerful acidifying group, much stronger than *N,N*-dimethylsulfonamide,⁵⁴ *O*-isopropylsulfonate⁵⁵ and fluorine,⁵⁶ all three already being strong directing groups (Fig. 2).

In 2019, Barbasiewicz reported that alkyllithiums were not suitable bases to perform the *ortho*-deprotonolithiation of arenesulfonyl fluorides, and that the use of lithium diisopropylamide in the presence of an *in situ* trap to intercept the lithiated intermediate was required.⁵⁷ In 2021, Butenschön succeeded in accumulating lithiated derivatives of **2** in tetrahydrofuran (THF) at −78 °C by using LiTMP (3 equiv.) as a hindered non-nucleophilic base.⁴⁶ Indeed, subsequent addition of iodomethane led to the isolation of 2-methyl and 2,5-dimethylferrocenesulfonyl fluorides in 72 and 9% yields, respectively. Inspired by these results, we initially used LiTMP (1.1 equiv.) in the presence of trimethylsilyl chloride (1.1 equiv.) as an *in situ* trap in THF at −80 °C and isolated the 2-silylated derivative **3a** (see Scheme 1) in a moderate 45% yield (42% recovery of **2**). In 2017, Mukherjee and Grimster showed that the electrophilicity of the sulfur atom of arenesulfonyl fluorides can be reduced by the presence of electron-donating substituents on the phenyl ring.⁵⁸ We similarly reasoned that the ferrocene core might be electron-rich enough to make ferrocenesulfonyl fluoride compatible with highly basic and nucleophilic alkyllithiums. Therefore, we performed the deprotonolithiation of **2** with *n*-butyllithium in THF at −90 °C and isolated the derivative **3a** in 80% yield after addition of trimethylsilyl chloride (Scheme 1). The use of the more reactive *n*BuLi-*N,N,N',N'*-tetramethylethylenediamine (TMEDA) chelate was detrimental to the yield (68%) as the sulfone **4a** was also isolated in 6% yield. We finally evaluated *s*BuLi for the deprotonolithiation of **2** and

Table 1 Synthesis of ferrocenesulfonyl fluoride (**2**)^a

					
Entry	Solvent	Additive	<i>T</i> (°C)	Time (h)	Yield (%)
1 ^b	H ₂ O–MeCN ^c	<i>n</i> Bu ₄ NBr (1 mol%)	25	14	32
2	H ₂ O–MeCN ^c	<i>n</i> Bu ₄ NBr (2 mol%)	25	14	22
3	H ₂ O–MeCN ^c	<i>n</i> Bu ₄ NBr (2 mol%)	60	14	24
4	MeCN–acetone ^d	<i>n</i> Bu ₄ NBr (5 mol%)	60	48	63
5	AcOH	—	25	14	52
6	AcOH	Ac ₂ O (0.5 equiv.)	25	14	55
7 ^e	AcOH	—	60	0.5	63

^a All reactions performed on a 10 mmol scale with 3 equivalents of KHF₂. ^b Reaction performed using 2 equiv. of KHF₂. ^c 6 : 4 ratio. ^d 1 : 1 ratio. ^e Reaction performed on a 0.1 mmol scale.

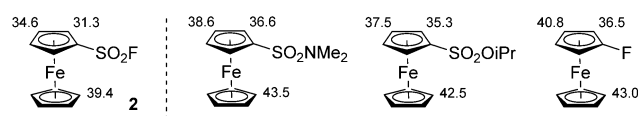


Fig. 2 Calculated pK_a values of compound **2** and selected ferrocene derivatives.



Scheme 1 Deprotonolithiation of **2**. Reaction conditions: (i) *n*BuLi (1.2 equiv.) or either *n*BuLi-TMEDA (1.2 equiv.), *s*BuLi (1.2 equiv.), THF, −90 °C, 15 min; (b) Me₃SiCl (1.2 equiv.), −90 to 0 °C.



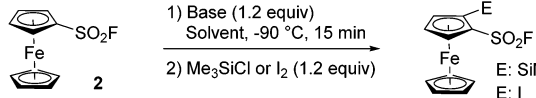
isolated **3a** in a good 82% yield despite the concomitant formation of 10% of the 2,5-bis(trimethylsilyl) derivative **5a**.

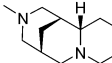
While functionalization of compound **2** by deprotonolithiation was easily achieved, being able to control the stereochemical outcome of the reaction represents another challenge. In the past, the *n*BuLi(–)-sparteine⁵⁹ and *n*BuLi(+)-sparteine surrogate^{60,61} chelates have been employed to perform the enantioselective deprotonolithiation of a few ferrocenecarboxamides with up to 99% ee. Under close reaction conditions, the ee dropped to 58% starting from *O*-isopropylferrocenesulfonate.⁵⁵ Other chelates made of alkylolithiums and derivatives of chiral cyclohexane-1,2-diamine were also used to functionalize (dialkylaminomethyl) ferrocenes^{62,63} and boron trifluoride-activated aminoferrocenes^{64,65} with ee ranging from 80 to 98%. Albeit less efficient, chiral lithium amides can also be used to reach enantioenriched 1,2-disubstituted ferrocenes. This was demonstrated by Price and Simpkins who reported the asymmetric deprotonolithiation of *P,P*-diphenylferrocenephosphine oxide in 54% ee by using lithium bis[(*S*)-1-phenylethyl]amide [(*S*)-PEALi] in the presence of trimethylsilyl chloride as an *in situ* trap.⁶⁶ We recently demonstrated that the use of more efficient chiral zinc-based *in situ* traps could be beneficial for some substrates and managed to reach enantioenriched *N,N*-dialkylferrocenecarboxamides,⁶⁷ *O*-alkylferrocenecarboxylates⁶⁸ and *O*-isopropylferrocenesulfonate⁵⁵ with ee ranging from 64 to 80%.

Here, we initially evaluated the use of alkylolithium-chiral diamine chelates to perform the enantioselective deprotonolithiation of the substrate **2** before adding a suitable electrophile. However, the use of *n*BuLi in combination with either (+)-sparteine or its surrogate only afforded traces of the desired silylated product **3*** in modest enantioselectivities (Table 2, entries 1 and 2). Using the more reactive *s*BuLi resulted in better yields but at the expense of the enantioselectivities (entries 3 and 4). We next evaluated chelates of either *n*BuLi or *s*BuLi with *N,N,N',N'*-tetramethylcyclohexane-1,2-diamine ((*R,R*)-TMCDa). Again, better yields were encountered with the more reactive *s*BuLi but enantioselectivities remained low in both cases (entries 5 and 6).

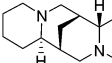
We finally evaluated the use of chiral lithium amides in combination with an *in situ* trap. Employing either (*R*)- or (*S*)-PEALi (1.2 equiv.) in the presence of trimethylsilyl chloride afforded the product **3a*** in moderate yield and selectivity (entries 7 and 8), not improved when an excess of base was used (entry 9). Surprisingly, employing stoichiometric amounts of (*R*)-PEALi and [(*R*)-PEA]₂Zn only afforded traces of the 2-iodoferrocenesulfonyl fluoride **3f*** after iodolysis (entry 10). Repeating the reaction with 2 equivalents of (*R*)-PEALi led to **3f*** in a moderate 33% yield but with the best enantioselectivities so far (entry 11). The relatively high acidity of the positions adjacent to the directing group and a weak interaction between the chiral base and the directing group, usually required to reach decent level of enantiocontrol,⁶⁹ might account for these disappointing results. These results tend to indicate that the asymmetric deprotonolithiation of fer-

Table 2 Attempts of enantioselective deprotonolithiation of compound **2** using chiral bases

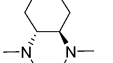
					
Entry	Base	Solvent	E	Yield (%)	er
1	<i>n</i> BuLi-(+)-sparteine	Et ₂ O	Me ₃ Si	2	33:67
2	<i>n</i> BuLi-(+)-sparteine surrogate	Et ₂ O	Me ₃ Si	3	36:64
3	<i>s</i> BuLi-(+)-sparteine	Et ₂ O	Me ₃ Si	61	54:46
4	<i>s</i> BuLi-(+)-sparteine surrogate	Et ₂ O	Me ₃ Si	48	54:46
5	<i>n</i> BuLi-(<i>R,R</i>)-TMCDa	Et ₂ O	Me ₃ Si	37	59:41
6	<i>s</i> BuLi-(<i>R,R</i>)-TMCDa	Et ₂ O	Me ₃ Si	64	56:44
7 ^a	(<i>R</i>)-PEALi with TMSCl	THF	Me ₃ Si	38	58:42
8 ^a	(<i>S</i>)-PEALi with TMSCl	THF	Me ₃ Si	33	42:58
9 ^b	(<i>R</i>)-PEALi with TMSCl	THF	Me ₃ Si	42	57:43
10 ^a	(<i>R</i>)-PEALi with [(<i>R</i>)-PEA] ₂ Zn	THF	I	Traces	—
11 ^b	(<i>R</i>)-PEALi with [(<i>R</i>)-PEA] ₂ Zn	THF	I	33	29:71



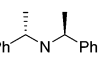
(+)-Sparteine surrogate



(+)-Sparteine



(*R,R*)-TMCDa



(*S*)-PEA

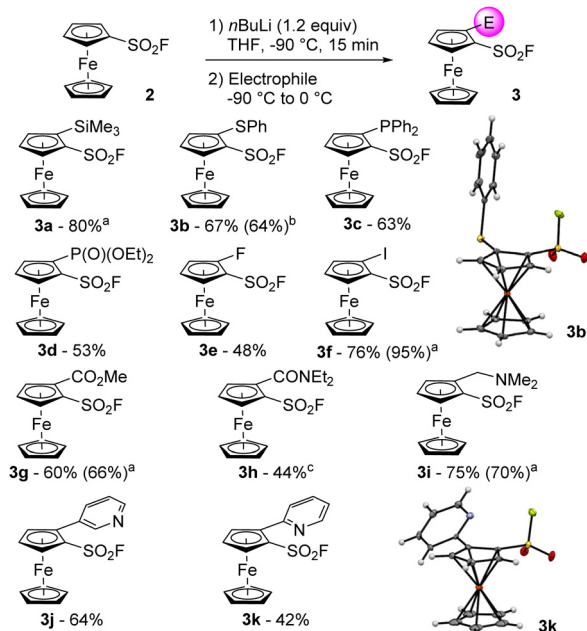
^a One equivalent of base and *in situ* trap were used. ^b Two equivalents of base and *in situ* trap were used.

rocenesulfonyl fluoride (**2**) would require the development of original chiral bases. As this fall out of the scope of the present study, we decided to focus our efforts on the synthesis of racemic 2-substituted derivatives. The deprotonolithiation was performed in our optimized conditions before the addition of a range of electrophiles. The use of trimethylsilyl chloride, diphenyldisulfide, chlorodiphenylphosphine respectively afforded the silane **3a** (80% yield, Scheme 2), the sulfide **3b** (67% yield) and the phosphine **3c** (63% yield) while the use of diethyl chlorophosphate led to the phosphate **3d** in 53% yield. The use of NFSI or iodine as the electrophile delivered the fluorinated **3e** (48% yield) and the iodinated **3f** (76% yield) derivatives. Using methyl chloroformate, *N,N*-diethylcarbamoyl chloride or Eschenmoser's salt⁷⁰ as the electrophiles led to the methyl ester **3g** (60% yield), the *N,N*-diethylcarboxamide **3h** (44% yield) and the dimethylaminomethyl derivative **3i** (75% yield).

It was also possible to perform a transmetalation from the lithiated intermediate to a zinc species before performing a Negishi cross-coupling with either 3-iodo- or 2-chloropyridine (compounds **3j** and **3k**; 64 and 42% yields, respectively).^{71,72}

In some cases, we also observed the nucleophilic substitution of fluorine by *n*BuLi followed by the deprotonolithiation of the C-sp³ next to the *in situ* formed sulfone. This led to the compounds **4a**, **b** and **c**, all three isolated in 6% yield (Fig. 3). We also attempted to intercept 2-lithioferrocenesulfonyl fluoride with benzophenone, carbon dioxide and *N,N*-dimethylformamide (DMF). However, the desired products were not





Scheme 2 Deprotolithiation-electrophilic trapping sequences from the substrate **2** (for electrophiles used, see text above). All reactions performed on a 2 mmol scale. ^aReaction performed on a 10 mmol scale. ^bReaction performed on a 12 mmol scale. ^cReaction performed on a 25 mmol scale.

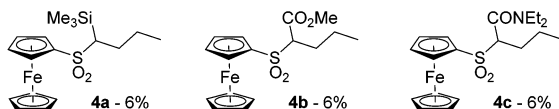
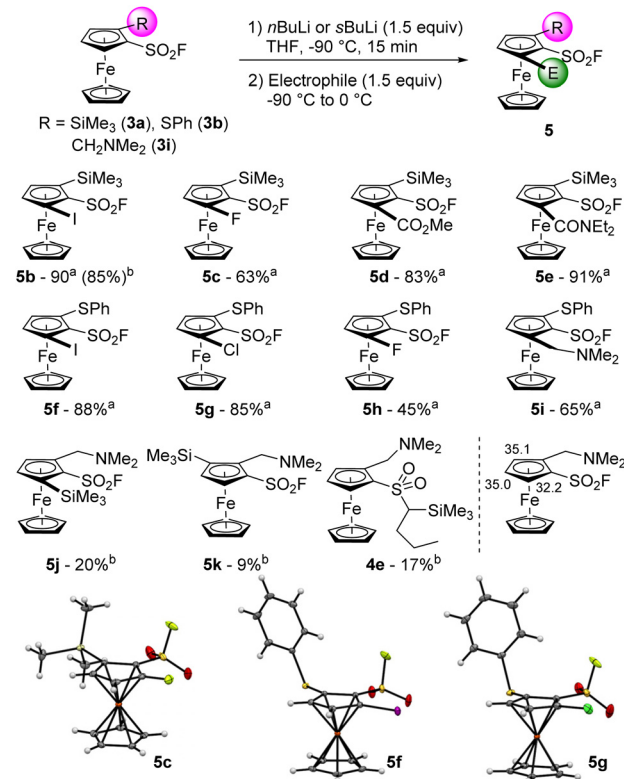


Fig. 3 *n*-Butylsulfonylferrocene derivatives obtained during ferrocene-sulfonyl fluoride deprotometallation-electrophilic trapping.

obtained from these attempts. It is possible that a transient alkoxide or carboxylate reacted with the fluorosulfonyl function to give sultone derivatives, prone to further reactions in the presence of a base. Similar cyclizations have already been reported by Davies and Dick in the benzene series.⁷³

To progress towards 1,2,3-trisubstituted ferrocenes, we engaged 2-trimethylsilylferrocenesulfonyl fluoride (**3a**) in another deprotolithiation-electrophilic trapping sequence (Scheme 3). By using *n*BuLi (1.5 equiv.) in THF at -90°C for 15 min before the addition of iodine, the trisubstituted compound **5b** was isolated in 85% yield. We also observed the formation of 2-(trimethylsilyl)-1-(1-iodobutylsulfonyl)ferrocene **4d** (6%, see ESI[†]), coming from the attack of *n*BuLi on the sulfonyl fluoride group and the subsequent deprotometallation-iodolysis in α -position to the sulfone. Therefore, we tested the use of *s*BuLi under the same reaction conditions and obtained **5b** in a similar 90% yield without traces of a sulfone derivative. Pleasingly, it was possible to scale the reaction up to 20 mmol with similar results (95% yield). The scope of this deprotolithiation-electrophilic trapping sequence was then studied by using other electrophiles such as NFSI, methyl chloroformate



Scheme 3 Deprotolithiation-electrophilic trapping sequence from the 1,2-disubstituted ferrocenes **3**. ^aReaction performed with *s*BuLi. ^bReaction performed with *n*BuLi.

and *N,N*-diethylcarbamoyl chloride. The corresponding fluoride **5c**, methyl ester **5d** and *N,N*-diethylcarbamoyl **5e** were obtained in moderate to good yields. As phenylthio substituent is compatible with deprotolithiation,⁷⁴ the substrate **3b** was engaged into the same deprotolithiation-electrophilic trapping sequence. The use of iodine and hexachloroethane afforded the halogenated derivatives **5f** and **5g** in good yields while using NFSI furnished **5h** in a moderate 45% yield, together with the inseparable remaining substrate **3b** (9.5% estimated yield by ¹H and ¹⁹F NMR). Trapping the lithiated intermediate with Eschenmoser's salt led to the (dimethylaminomethyl) ferrocene derivative **5i** in 65% yield. We were also eager to assess the behaviour of a ferrocene substituted by two directing groups in deprotolithiation and therefore selected the substrate **3i**. Furthermore, to evaluate the effect of the coordinating dimethylamino moiety onto the nucleophilic addition onto the fluorosulfonyl group, we came back to the use of *n*BuLi. The deprotolithiation was thus carried out with 1.5 equivalents of *n*BuLi at -90°C before the addition of trimethylsilyl chloride. Apart from the recovery of 6% of starting material **3i**, we isolated the two isomers **5j** and **5k** (20 and 9% yield, respectively), as well as the sulfone **4e** in 17% yield. The increased yield of the butylsulfone **4e** when compared to **4a–d** might result from a favored attack of the nucleophilic base guided by the amine, as suspected.



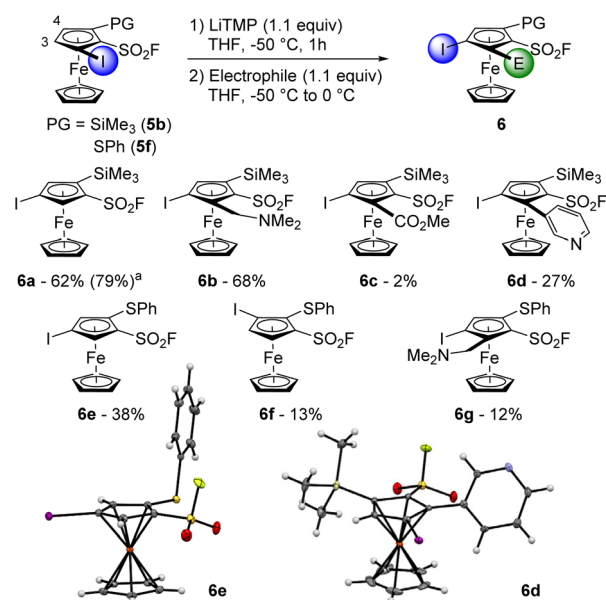
The 'halogen dance' reaction is a stability-driven isomerization able to convert a 2-halogeno substituted compound into its 3-halogeno isomer.^{75–80} It usually requires the use of bulky lithium amides such as LiTMP or lithium diisopropylamide (LiDA) to perform an initial deprotonolithiation which is followed by iterative lithium-halogen exchanges. Evidenced in the ferrocene series in 2010,⁸¹ the 'halogen dance' reaction has been successfully extended to various ferrocene derivatives and currently represents a valuable synthetic tool to reach original derivatives.^{47,54–56,82–87} Typical substrates combine a powerful directing group (DG) and a protecting group (PG) to prevent a competitive deprotonolithiation of the otherwise activated free position (Scheme 4, top). A smart way to compare the ability of different directing groups to trigger the 'halogen dance' reaction is to compare the calculated pK_a values of a series of isomerized product (Scheme 4, bottom). It appeared that moving from fluorine⁵⁶ to sulfonamide⁵⁴ and sulfonate⁵⁵ reduces the pK_a of the position between iodine and the directing group. The acidifying properties of the sulfonyl fluoride group were even more striking as a value of 27.7 was calculated for 4-iodo-2-trimethylsilylferrocenesulfonyl fluoride (**6a**). The isomerization from the substrate **5b** should therefore be highly favoured.

Starting from the substrate **5b**, the 'halogen dance' reaction was carried out by using LiTMP (1.1 equiv.) in THF at -50°C for 1 h (Scheme 5). After methanolysis, the desired product **6a** was isolated in 62% yield together with 22% of the deiodinated product **3a**, resulting from a competitive lithium/iodine exchange, as already reported in the literature.^{55,56,82,83,87} Pleasingly, it was possible to perform the reaction on a 16 mmol scale with slightly better results (**6a**, 79% yield). Using Eschenmoser's salt to trap the lithiated intermediate afforded the 1,2,3,4-tetrasubstituted derivative **6b** in 68% yield while the use of methyl chloroformate only afforded the ester **6c** in a surprising low 2% yield. We also found possible to perform a lithium to zinc transmetallation using $\text{ZnCl}_2\cdot\text{TMEDA}$ before performing a Negishi cross-coupling. The desired product **6d** was isolated in 27%, together with 9% of the 1,2,4-trisubstituted ferrocene **6a**. Although this is the first time that a one-pot 'halogen dance' reaction-Negishi cross-coupling has been reported in the ferrocene series, related examples from 2,5- or 2,3-dibromothiophenes have been recently documented by Okano.^{88,89} We next attempted to apply the same isomerization conditions to the substrate **5f**

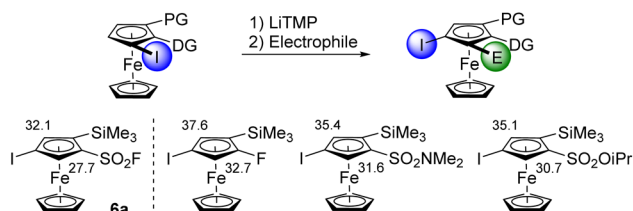
and isolated the isomers **6e** and **6f** in 38 and 13% yield, respectively, after methanolysis (16% of deiodinated product **3b** was also obtained). The combination of the long-range acidifying properties of the sulfonyl fluoride group, combined with the moderate adjacent protecting group ability of the phenylthio substituent, could explain why both the 3 and 4 positions of the substrate **5f** can be deprotonolithiated. The 'halogen dance' reaction of the resulting lithiated intermediates leads to the isomers **6e–f**. When the methanolysis was replaced by an electrophilic trapping with Eschenmoser's salt, we only obtained 12% of the 1,2,3,4-tetrasubstituted ferrocene **6g** with the recovery of 21% of the starting material.

Another approach towards polysubstituted ferrocenes relies on iterative deprotonolithiation-electrophilic trapping sequences, provided that the substituents already present are compatible with strong bases and that a new directing group is introduced at each step.

We initially selected the *N,N*-diethylferrocenecarboxamide derivative **5e** as a substrate in this approach. The deprotonolithiation was carried out with LiTMP in the presence of $\text{ZnCl}_2\cdot\text{TMEDA}$ as an *in situ* trap before performing the iodolysis of the resulting zinc species (Scheme 6, top). The expected derivative **7a** was obtained in a moderate 56% yield, together with its isomer **7b** (7% yield) with the iodine atom on the other cyclopentadienyl ring. Although similar remote functionalization has previously been reported from *N,N*-diisopropylferrocenecarboxamide^{59,90} or (4-isopropyl-2-oxazolyl)-ferrocene,⁹¹ both bearing an adjacent trimethylsilyl group, it was not expected starting from such a substrate. Therefore, to favour a deprotonolithiation next to a directing group, we moved from the carboxamide to a fluorine atom (Scheme 6, bottom).

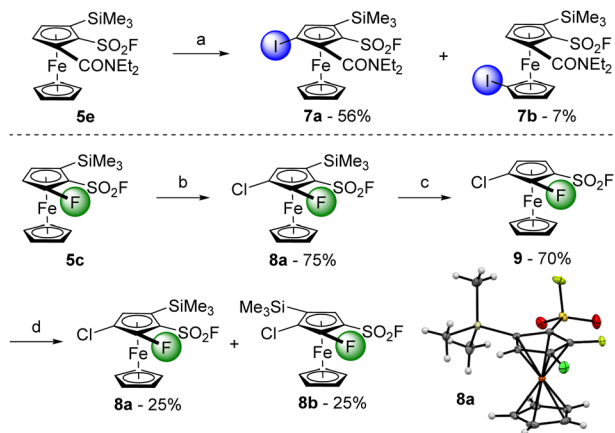


Scheme 5 Deprotolithiation-electrophilic trapping sequence from the 1,2-disubstituted ferrocenes **5b** and **5f**. ^aReaction performed on a 16 mmol scale.

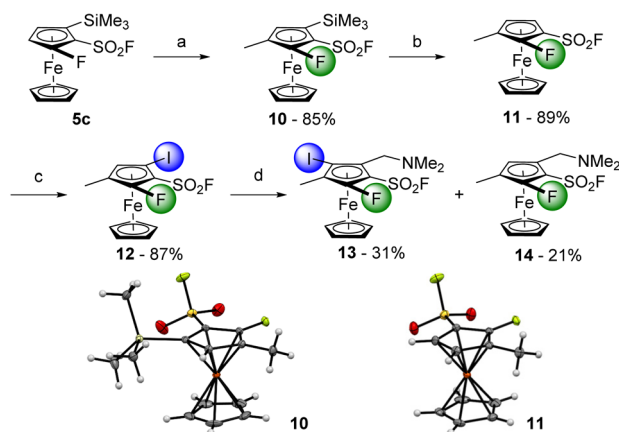


Scheme 4 Top: The 'halogen dance' reaction. Bottom: calculated pK_a values of selected ferrocene derivatives obtained by the 'halogen dance' reaction.





Scheme 6 Deprotolithiation-electrophilic trapping sequence towards polysubstituted ferrocenes. Reaction conditions: (a) (i) $\text{ZnCl}_2 \cdot \text{TMEDA}$ (1.0 equiv.), THF, -30°C ; (ii) LiTMP (2.0 equiv.), 30 min; (iii) I_2 (2.0 equiv.), -30°C to rt; (b) (i) sBuLi (1.2 equiv.), THF, -80°C , 1 h; (ii) C_2Cl_6 (1.2 equiv.), -80°C to rt; (c) TBAF (1.5 equiv.), THF, 0°C , 5 min; (d) (i) sBuLi (1.5 equiv.), THF, -90°C , 1 h; (ii) Me_3SiCl (1.2 equiv.), -80°C to rt.



Scheme 7 Deprotolithiation-electrophilic trapping sequence towards the 1,2,3,4,5-pentasubstituted ferrocene 13. Reaction conditions: (a) (i) sBuLi (1.2 equiv.), THF, -80°C , 1 h; (ii) CH_3I (1.2 equiv.), -80°C to rt; (b) TBAF (1.5 equiv.), THF, 0°C , 5 min; (c) (i) sBuLi (1.5 equiv.), THF, -90°C , 1 h; (ii) I_2 (1.2 equiv.), -80°C to rt; (d) (i) LiTMP (1.1 equiv.), THF, -50°C , 1 h; (ii) $\text{H}_2\text{C}=\text{NMe}_2$ (1.1 equiv.), -50°C to rt.

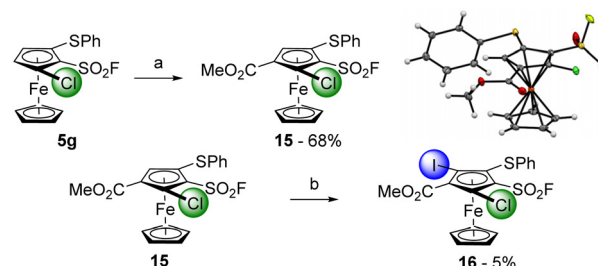
The substrate **5c** was deprotolithiated with sBuLi before the addition of hexachloroethane as the electrophile towards the tetrasubstituted ferrocene **8a** (75% yield). The trimethylsilyl group preventing any adjacent deprotolithiation, it was first removed using a slight excess of tetrabutylammonium fluoride (TBAF) towards the 1,2,3-trisubstituted ferrocene **9** (70% yield). With two positions adjacent to a directing group, it was not clear which would be deprotolithiated first. To get an insight of the regioselectivity of the deprotolithiation, **9** was treated with sBuLi before the addition trimethylsilyl chloride. An inseparable 1:1 mixture of the two isomers **8a** and **8b** was obtained in 50% yield, indicating the similar directing group

properties of the chlorine atom and the fluorosulfonyl group, at least on this substrate.

Thus, to avoid any regioselectivity issue, we replaced the chlorine atom of **8a** by a methyl group with the substrate **10**, obtained in 85% yield from **5c** (Scheme 7). A desilylation was performed with TBAF towards the compound **11** (89% yield), which was treated with sBuLi before an iodolysis delivered the 1,2,3,4-tetrasubstituted derivative **12** in 87% yield. The latter was finally engaged into the ‘halogen dance’ reaction in the presence of LiTMP before the addition of Eschenmoser’s salt. The first 1,2,3,4,5-pentasubstituted ferrocenesulfonyl fluoride **13** was therefore obtained in 31% yield while the 1,2,3,4-tetra-substituted ferrocene **14**, resulting from a lithium-iodine exchange, was also isolated in 21% yield.

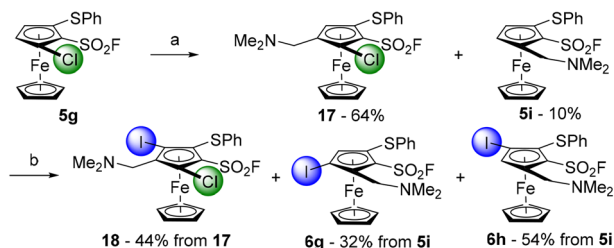
To reduce the step count towards 1,2,3,4,5-pentasubstituted ferrocenes, we tried to replace the trimethylsilyl group by a phenylthio substituent. The 1,2,3-trisubstituted ferrocene **5g** was thus deprotolithiated with sBuLi (1.2 equiv.) before methyl chloroformate was added towards the 1,2,3,4-tetrasubstituted ferrocene **15**, isolated in 68% yield (Scheme 8, top). We planned to introduce iodine as the fifth substituent and therefore reacted the substrate **15** with an excess of LiTMP in the presence of $\text{ZnCl}_2 \cdot \text{TMEDA}$ as an *in situ* trap before performing an iodolysis. However, degradation mainly occurred under these reaction conditions, and we only isolated 5% of the desired 1,2,3,4,5-pentasubstituted ferrocene **16** (3% of the starting material **15** were also recovered).

We finally evaluated the possibility to replace the methyl ester by a dimethylaminomethyl group and therefore prepared the derivative **17** in 64% from the substrate **5g** (Scheme 9). However, a competitive chlorine/lithium exchange occurred, leading to 10% of the inseparable 1,2,3-trisubstituted ferrocene **5i**, identified by comparison with the NMR spectrum of the pure compound (Scheme 3). A final deprotolithiation-electrophilic trapping sequence was performed on the mixture of **17** and **5i** with sBuLi and iodine, successively. The former afforded the expected 1,2,3,4,5-pentasubstituted ferrocene **18** in 44% yield while the latter led to the ferrocene **6g**, previously obtained by the ‘halogen dance’ reaction (Scheme 5), and to its isomer **6h** (32 and 54% yield, respectively). The structures



Scheme 8 Deprotolithiation-electrophilic trapping sequence towards the 1,2,3,4,5-pentasubstituted ferrocene **16**. Reaction conditions: (a) (i) sBuLi (1.2 equiv.), THF, -80°C , 1 h; (ii) ClCO_2Me (4.0 equiv.), -80°C to 0°C ; (b) (i) $\text{ZnCl}_2 \cdot \text{TMEDA}$ (1.0 equiv.), THF, -50°C ; (ii) LiTMP (2.0 equiv.), 20 min; (iii) I_2 (2.0 equiv.), -30°C to 0°C .





Scheme 9 Deprotolithiation-electrophilic trapping sequence towards the 1,2,3,4,5-pentasubstituted ferrocene **18**. Reaction conditions: (a) (i) *s*BuLi (1.2 equiv.), THF, -80°C , 1 h; (ii) $\text{H}_2\text{C}=\text{NMe}_2\text{I}$ (1.2 equiv.), -50°C to 0°C ; (b) (i) *s*BuLi (1.2 equiv.), THF, -80°C , 1 h; (ii) I_2 (1.2 equiv.), -80°C to 0°C .

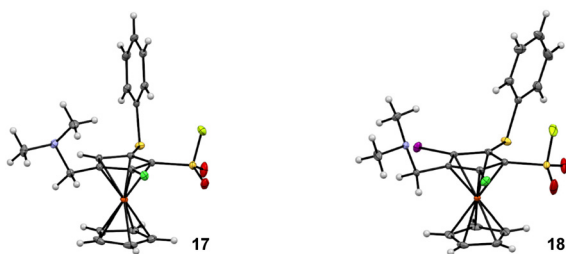
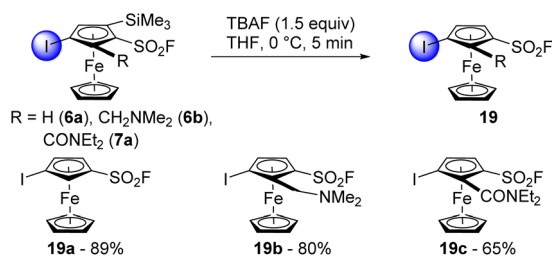


Fig. 4 Solid-state structures of the polysubstituted ferrocenes **17** and **18**.

of the ferrocenes **17** and **18** were unambiguously assigned by X-ray diffraction analysis (Fig. 4).

With the variety of ferrocenesulfonyl fluoride derivatives available, we were eager to evaluate their orthogonal reactivity in reactions other than deprotolithiation. To increase the chemical space available around the ferrocenesulfonyl fluoride scaffold, we first performed some desilylation reactions. The compounds **6a**, **6b** and **7a** were thus treated with TBAF (1.5 equiv.) in THF at 0°C (Scheme 10). Full conversion was observed after 5 min and the compounds **19a** and **19b** were isolated in good yields. Pleasingly, it was possible to scale up the desilylation of **6a** and **6b** from 1 to 10 mmol with similar results (84 and 79% yields, respectively). However, only 65% of **19c** were obtained due to the degradation tendency of the *N,N*-diethylcarboxamide group.

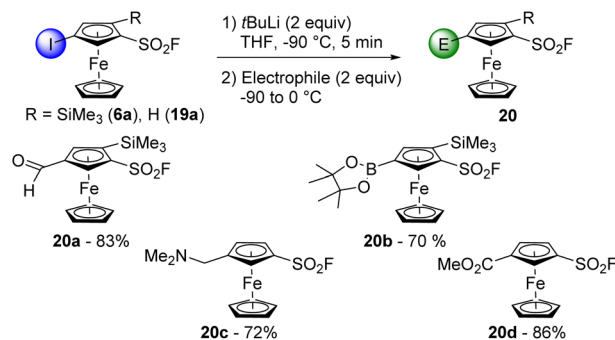
The halogen/lithium exchange is a useful reaction to convert aromatic bromides and iodides into a range of deriva-



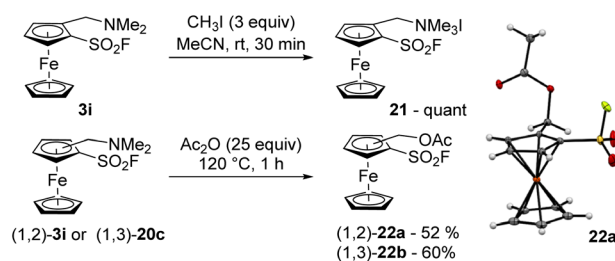
Scheme 10 Desilylation of substituted ferrocenesulfonyl fluoride derivatives.

tives depending on the electrophile used. Therefore, to reach original 1,2,4-trisubstituted ferrocenes, we first treated the substrate **6a** with of *t*BuLi (2 equiv.) in THF at -90°C for 5 min (Scheme 11).^{92,93} The addition of DMF led to the aldehyde **20a** (83% yield) while the use of triisopropylborate afforded the derivative **20b** (70% yield), easily purified as a pinacol ester. The same reaction conditions were applied to the 1,3-disubstituted ferrocene **19a**, and the use of Eschenmoser's salt or methyl chloroformate as electrophiles afforded the derivatives **20c** and **20d** in 72 and 86% yield, respectively. No sign of competitive deprotolithiation or nucleophilic addition of the lithiated product was noticed during these transformations. Only of few percent of the compounds **3a** and **2**, resulting from the *in situ* hydrolysis of the lithiated intermediate were noticed. Furthermore, while the use of DMF to reach 2-formylferrocenesulfonyl fluoride previously failed (Scheme 2), the good yield obtained for the ferrocene **20a** clearly indicates that the position on which the functional group is introduced is of main importance in this series.

The quaternarization of the dimethylaminomethylated derivative **3i** was performed with an excess of iodomethane in acetonitrile and afforded the ammonium salt **21** in quantitative yield (Scheme 12, top). However, performing the substitution of dimethylamine to an acetate proved more challenging. Indeed, when the same 1,2-disubstituted ferrocene **3i** was reacted with an excess of acetic anhydride at 120°C for 1 h, the corresponding acetate **22a** was isolated in a moderate 52% yield while degradation was observed (Scheme 12, bottom). Performing the substitution at lower temperature



Scheme 11 Iodine/lithium exchange from the ferrocenes **6a** and **19a**.



Scheme 12 Quaternarization and substitution of amines from ferrocenes **3i** and **20c**.

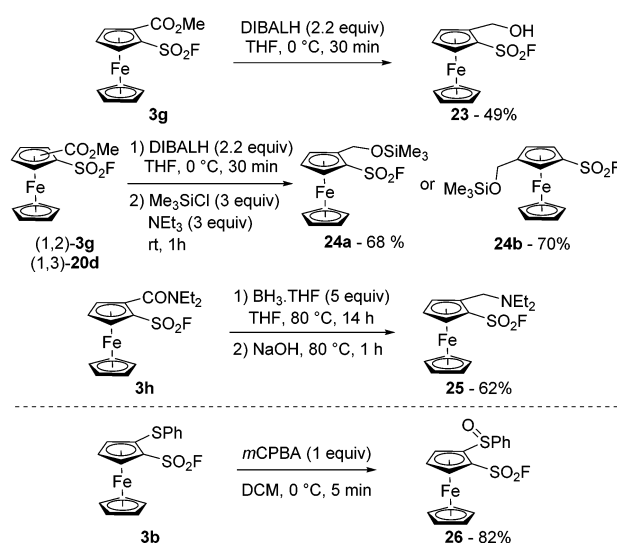
required longer reaction time and resulted in lower yields. As the 1,3-disubstituted isomer **22b** was obtained in 60% yield after 1 h at 120 °C from **20c**, it can be proposed that the position of the substituent has a limited influence on the reaction outcome and that the main issue is probably the limited stability of the compounds in these conditions.

Arenesulfonyl fluorides are known to be compatible with the use of reductants such as sodium cyanoborohydride,⁹⁴ sodium triacetoxyborohydride,⁹⁵ zinc in acetic acid,⁹⁶ hydrogen and palladium,⁹⁷ or DIBALH at −40 °C.⁹⁵ In the ferrocene series, we were able to carry out the reduction of the ester **3g** with an excess of DIBALH in THF at 0 °C towards the alcohol **23** (49% yield; Scheme 13, top). The poor stability of the latter was nevertheless a limiting factor which could be overcome by using the crude alcohol in a further step as demonstrated by the synthesis of the silyl ether **24a** in 68% yield. The 1,3-disubstituted isomer **24b** was similarly obtained (70% yield) starting from the ester **20d**. Moses also demonstrated that arenesulfonyl fluorides could be stable in the presence of borane at room temperature.⁹⁸ In our hands, we were able to perform the reduction of the *N,N*-diethylcarboxamide derivative **3h** using an excess of borane at 80 °C (compound **25**). The sulfonyl fluoride remained mostly unaffected by either the reductant used, or the strong basic aqueous conditions used during the work-up procedure.

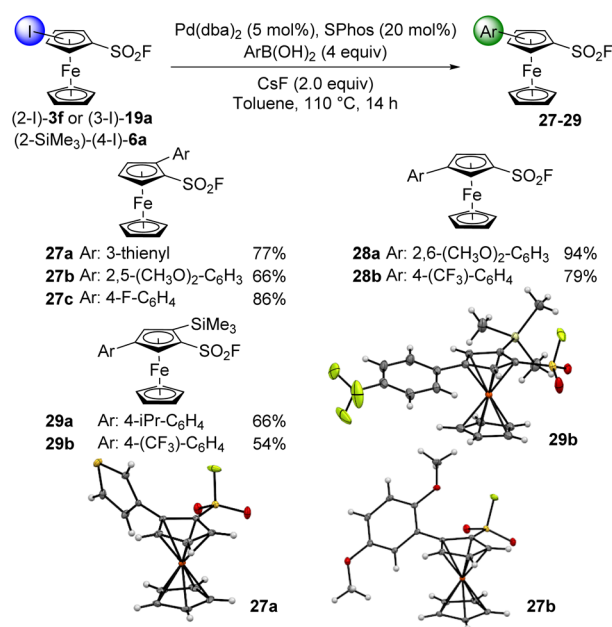
Up to now, aromatic sulfonyl fluorides have been demonstrated to be stable in the presence of various oxidative agents such as chromium trioxide,⁹⁹ *N*-methylmorpholine oxide,¹⁰⁰ the Dess–Martin periodinane,⁹⁵ nitric acid,¹⁰¹ *tert*-butyl hypochlorite,¹⁰² osmium tetroxide¹⁰³ and sodium periodate.¹⁰⁴ However, to our knowledge, the compatibility of sulfonyl fluoride with peracids has never been studied. Thus, we reacted 2-(phenylthio)ferrocenesulfonyl fluoride (**3b**) with *meta*-chloroperbenzoic acid (*m*CPBA) in dichloromethane at 0 °C towards

the corresponding sulfoxide **26** (Scheme 13, bottom). With only 1 equivalent of oxidant, full conversion was reached within minutes and the desired product was isolated in 82% yield. However, when the reaction was repeated with 5 equivalents of *m*CPBA in view to get the corresponding sulfone, degradation mainly occurred and the sulfoxide **26** was the only isolable product (8% yield). The origin of this degradation currently remains unclear. However, the increased electrophilicity of the fluorosulfonyl group upon oxidation of the sulfide to the sulfoxide or sulfone as well as the light sensitivity of the sulfoxide **26** in solution might be involved.

Sulfonyl fluorides are usually inert in cross-coupling reactions in the benzene series.¹⁰⁵ Thus we decided to study the behaviour of some of our ferrocenesulfonyl fluoride derivatives in a few representative reactions, starting with the Suzuki–Miyaura cross-coupling.^{106,107} Indeed, arenesulfonyl fluorides have been successfully used in this coupling using ligand-free or palladium-ligand combinations in water,^{108,109} water-dioxane mixtures¹⁰⁴ or anhydrous DMF¹¹⁰ and cyclic ethers.¹¹¹ We initially attempted the coupling of 2-iodoferrocenesulfonyl fluoride (**3f**) with various phenylboronic acids in the presence of Pd(dba)₂ (dba: dibenzylideneacetone), 2-dicyclohexylphosphino-2',6'-dimethoxybiphenyl (SPhos)¹¹² and cesium fluoride in toluene at 110 °C (Scheme 14). Pleasingly, both electron-rich and -poor phenylboronic acids were compatible as the coupling products **27a–c** were obtained in good yields. The 3-iodo isomer **19a** behaved in very similar way, even when starting from sterically hindered 2,6-dimethoxyphenylboronic acid (94 and 79% yields for the compounds **28a** and **28b**, respectively). When the 1,2,4-trisubstituted ferrocene **6a** was evaluated under similar reaction conditions, the products **29a** and **29b** were obtained in moderate yields. The reduced yield



Scheme 13 Ferrocenesulfonyl fluoride derivatives in reductive (top) and oxidative (bottom) reaction conditions.



Scheme 14 Ferrocenesulfonyl fluorides in Suzuki–Miyaura cross-coupling.



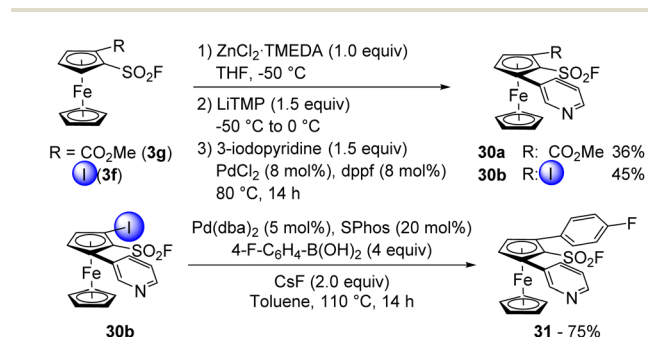
of **29b** when compared to **28b** suggests some negative effect of the trimethylsilyl substituent on the reaction outcome. Although additional studies would be required, a steric effect might not be predominant here regarding the remote position of the iodine atom. The same reaction conditions were also applied to the 1,2,3,4-tetra- and 1,2,3-trisubstituted substrates **6b** and **19b** but the starting materials were recovered unchanged (not shown). The position of the amino substituent next to the iodine atom, able to trap a catalytic species, might explain this lack of reactivity. Moran and Ding recently reported that the usual inertness of sulfonyl fluoride in cross-coupling can be overcome, and proposed an original desulfonative Suzuki–Miyaura coupling.^{113,114} However, when we treated ferrocenesulfonyl fluoride (**2**) with 4-methoxyphenylboronic acid under Moran's reaction conditions ($\text{Pd}(\text{acac})_2$, SPhos, dioxane, 130 °C), we did not observe any reaction and the starting material was fully recovered (not shown).

We previously demonstrated the compatibility of ferrocenesulfonyl fluorides with organozinc derivatives in the Negishi cross-coupling towards 1,2-disubstituted (Scheme 2) and 1,2,3,4-tetrasubstituted derivatives (Scheme 5). However, we also wanted to involve other substrates bearing reactive groups in such coupling. We first started with the ester **3g** which was deprotonated with LiTMP in the presence of ZnCl_2 ·TMEDA as an *in situ* trap in THF at –50 °C (Scheme 15, top). The resulting zinc species was then engaged in the cross-coupling with 3-iodopyridine in the presence of PdCl_2 and dppf towards the 1,2,3-trisubstituted ferrocene **30a**. Although isolated in a moderate 36% yield, there was no evidence of functionalization next to the ester. We also engaged the iodinated derivative **3f** in a similar sequence and obtained the desired ferrocene **30b** in 45% yield. Although moderate, to our knowledge, this constitutes the first example of a palladium-catalysed Negishi coupling from an iodinated zinc species. We finally engaged **30b** in a Suzuki–Miyaura cross-coupling under the same reaction conditions as before and obtained the 2,5-bis-arylated ferrocenesulfonyl fluoride **31** in 75% yield (Scheme 15, bottom).

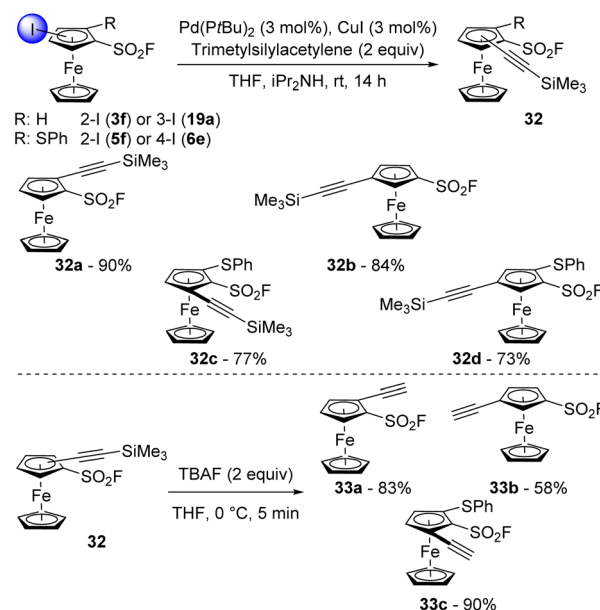
There are only two reports on the involvement of aromatic sulfonyl fluorides in a Sonogashira cross-coupling.^{115,116} One from Robinson using copper(I) iodide and bis(triphenyl-

phosphine)palladium(II) dichloride and triethylamine,⁹⁵ the other from Melnyk using the same catalytic system but with potassium carbonate as the base.¹¹⁷ In the ferrocene series, Albrecht and Long reported very efficient Sonogashira couplings using a combination of $\text{PdCl}_2(\text{MeCN})_2$ and $\text{P}(\text{tBu})_3$.¹¹⁸ We were thus eager to evaluate the ability of this system in the Sonogashira coupling of some iodinated ferrocenesulfonyl fluorides with trimethylsilylacetylene. The 2-iodinated derivative **3f** was first reacted in the presence of commercially available bis(tri-*tert*-butylphosphine)palladium(0) and copper(I) iodide in a THF-diisopropylamine mixture at 25 °C (Scheme 16, top). After 14 h, the desired coupling product **32a** was isolated in a very good 90% yield. The use of the 3-iodinated isomer **19a** as substrate similarly afforded the compound **32b** in 84% yield. The Sonogashira coupling was finally extended to more complex structures with the phenylthiol-substituted ferrocenesulfonyl fluorides **5f** and **6e**. Under similar reaction conditions, the 1,2,3-trisubstituted ferrocene **32c** was isolated in 77% yield while its 1,2,4-trisubstituted isomer **32d** was obtained in 73% yield. Although moderate yields were recorded for these two last products, to our knowledge, it is the first time that sulfide-substituted ferrocenes are successfully used in a Sonogashira cross-coupling. Desilylation was finally performed in mild conditions using TBAF to deliver the terminal alkynes **33a–c** in moderate to good yields (Scheme 16, bottom).

To our knowledge, halogenated arenesulfonyl fluorides have never been engaged into a metal-catalysed amidation. We were thus eager to evaluate the compatibility of some ferrocenesulfonyl fluorides in this coupling. We first selected 4-iodo-2-trimethylsilylferrocenesulfonyl fluoride (**6a**) and attempted a copper(I) oxide promoted coupling with phthalimide in aceto-

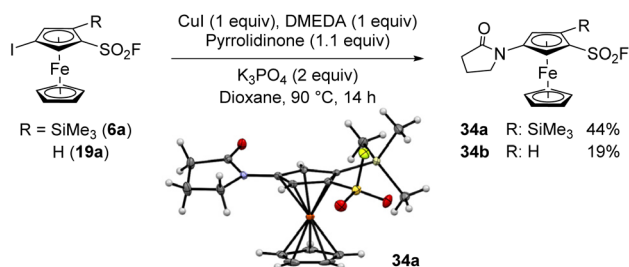


Scheme 15 Sensitive ferrocenesulfonyl fluorides in Negishi cross-coupling and subsequent Suzuki–Miyaura cross-coupling.



Scheme 16 Ferrocenesulfonyl fluorides in Sonogashira cross-coupling and subsequent desilylation.





Scheme 17 Ferrocenesulfonyl fluorides in Goldberg-type cross-coupling.

nitrile at 80 °C, but the substrate **6a** was fully recovered.¹¹⁹ Unfortunately, using an acetonitrile/pyridine mixture as solvent¹²⁰ did not favour any reaction. We recently demonstrated that iodoferrocenes could react with a range of amides using a copper(I) iodide-*N,N'*-dimethylethylenediamine (DMEDA) catalytic system in the presence of tribasic potassium phosphate in dioxane.^{121,122} Using these reaction conditions, the coupling between the 1,2,4-trisubstituted ferrocene **6a** and pyrrolidinone was first attempted and afforded the desired product **34a** in a moderate 44% yield (Scheme 17). We also isolated 14% of the starting material **6a** and 28% of the deiodinated product **3a**. When the 1,3-disubstituted ferrocene **19a** was engaged in the same coupling conditions, the yield of the expected product **34b** dropped to 19% while 32% of the starting material was recovered (27% of deiodinated product **2** were also obtained). As already observed in the Suzuki-Miyaura coupling of iodoferrocenesulfonyl fluorides (Scheme 14), the trimethylsilyl group has also an impact on the amidation outcome. However, while a negative effect was observed in the palladium-catalysed Suzuki coupling, a positive effect was noticed in this copper-promoted amidation.

The coupling of 3-iodoferrocenesulfonyl fluoride (**19a**) with carboxylic acids in the presence of copper(I) oxide,^{61,86} as well as a copper-catalysed Hirao coupling with diethylphosphite were also attempted but failed to deliver any expected product (not shown).¹²³

Apart from their robustness in various reaction conditions, sulfonyl fluorides can react specifically at the sulfur atom under specific conditions. We were thus eager to evaluate the ability of ferrocenesulfonyl fluorides to act as a general precursor of various sulfur-based ferrocene derivatives. Indeed, while the electron-rich ferrocene core reduces the electrophilicity of the sulfonyl fluorine allowing the use of alkylolithiums in deprotonation, it might also impair substitution by nucleophiles. Therefore, we first evaluated the reaction between **2** and morpholine in acetonitrile in the presence of cesium carbonate or 1,8-diazabicyclo[5.4.0]undec-7-ene (DBU).

However, no desired product could be detected after 14 h at 25 or 80 °C (Table 3, entries 1 and 2). Similar results were reported in the benzene series by Ende and Balls who further showed that the reactivity of sulfonyl fluorides can be improved in the presence of calcium triflimide.^{124,125} However, concerned by the price of this reagent, we took inspiration

Table 3 SuFEx reaction of ferrocenesulfonyl fluorides with amines

Entry	Reagent (<i>n</i> equiv.)	Temp (°C)	Time (h)	35 (%)	2 (%)
1 ^a	Cs ₂ CO ₃ (3)	25–80	14	nd (35a)	76–38
2 ^a	DBU (3)	25–80	14	nd (35a)	89–91
3	HOBt (1)	50	14	21 (35a)	50
4	HOBt (1)–TMDS (2)	50	14	20 (35a)	48
5	HOBt (1.5)–Et ₃ SiH (2)	50	14	34 (35a)	50
6	HOBt (1.5)–Et ₃ SiH (2)	50	72	61 (35a)	11
7	HOBt (1.5)–Et ₃ SiH (2)	50	16	76 (35b)	nd ^b

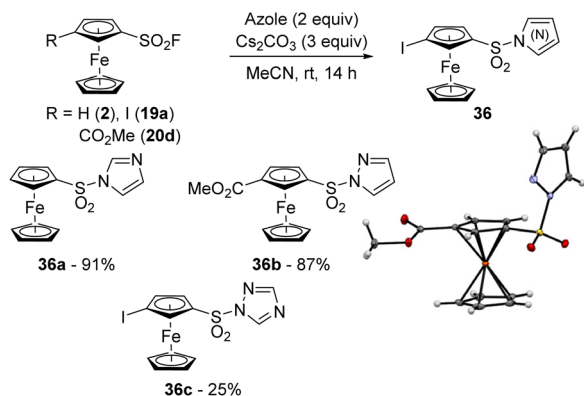
^a Reaction performed in MeCN instead of DMSO. ^b Compound **19a**.

from the 1-hydroxybenzothiazole (HOBt)-mediated amidation of sulfonyl fluorides described by Li.¹²⁶ The reaction between the substrate **2**, HOBt and morpholine in dimethylsulfoxide (DMSO) afforded an encouraging 21% yield of sulfonamide **35a** after 14 h at 50 °C (entry 3). While the addition of 1,1,3,3-tetramethyldisiloxane (TMDS), as described by Li,¹²⁶ was without effect (entry 4), we found that increasing the amount of HOBt and using triethylsilane as an additive slightly increased the yield of **35a** (entry 5). While increasing the reaction time to 72 h was beneficial (entry 6), performing the reaction at 110 °C led to complete decomposition. When the substitution was attempted from 3-iodoferrocenesulfonyl fluoride (**19a**), the corresponding sulfonamide **35b** was isolated in 76% yield (entry 7), suggesting that the electron-withdrawing properties of iodine might improve the reaction outcome.

Azoles are known to be more reactive than aliphatic amines in the SuFEx reaction in the benzene series.⁴⁹ A similar trend was also observed in the ferrocene series as the reaction between ferrocenesulfonyl fluoride (**2**) and imidazole in the presence of cesium carbonate at room temperature led to the compound **36a** in 91% yield (Scheme 18). While the reaction between 3-methoxycarbonylferrocenesulfonyl fluoride (**20d**) and pyrazole was as efficient (compound **36b**, 87% yield), the less reactive 1,2,4-triazole only afforded **36c** in 25% yield despite the presence of iodine on the substrate **19a**, recovered in 65% yield. The SuFEx reaction was also found to be sensitive to steric hindrance as the reaction between 4-iodo-2-trimethylsilylferrocenesulfonyl fluoride (**6a**) and 1,2,4-triazole led to only 3% of the product **36c** lacking the silyl group (not shown). As we also isolated 33% of the desilylated ferrocene **19a** and 39% of starting material, it is likely that the desilylation occurred before the substitution.

In 2019, Ma, Xu and Yang reported the similar reactivity of aromatic fluorosulfonates and sulfonyl fluorides with trimethylsilyloxyl imidates towards *N*-acylsulfamates and *N*-acylsulfonamides.¹²⁷ In a related work, De Borgraeve prepared *N*-acylsulfamate derivatives from aryl fluorosulfonates and carboxamides in the presence of sodium hydride.¹²⁸

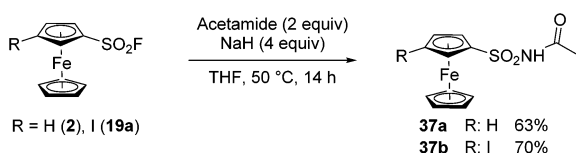




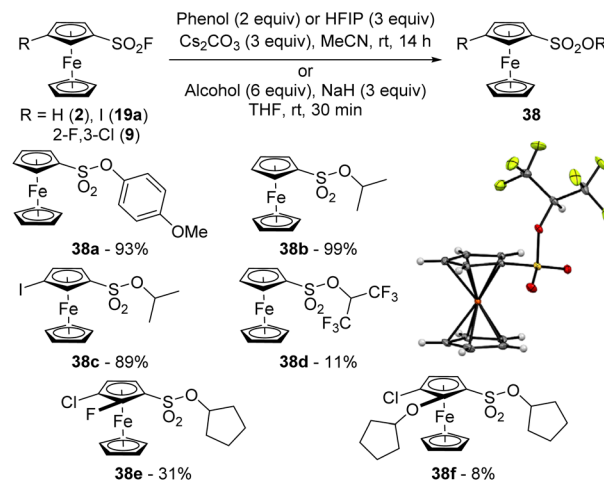
Scheme 18 SuFEx reaction of ferrocenesulfonyl fluorides with azoles.

Inspired by this work, we reacted ferrocenesulfonyl fluoride (2) with acetamide in the presence of 2.5 equivalent of sodium hydride (Scheme 19). After 14 h at room temperature, the desired product 37a was isolated in a moderate 45% yield. Pleasingly, increasing both the amount of sodium hydride to 4 equivalents and the temperature to 50 °C afforded the *N*-acysulfonamide 37a in a better 63% yield. Although the reaction was successfully extended to 3-iodoferrocenesulfonyl fluoride 19a (product 37b, 70% yield), all our attempts to react benzamide derivatives into this SuFEx reaction failed.

Aromatic sulfonates can be obtained from the corresponding sulfonyl fluorides by reaction with either silyl ethers, in the presence of an activator such as an ammonium fluoride,¹²⁹ or DBU,¹³⁰ or alcohols in the presence of a 2-*tert*-butyl-1,1,3,3-tetramethylguanidine-hexamethyldisilazane mixture,¹³¹ or cesium carbonate.⁴⁹ In our hands, while the reaction between ferrocenesulfonyl fluoride (2) and 4-methoxyphenol in the presence of DBU at room temperature in acetonitrile only afforded 20% of the sulfonate 38a, performing the reaction at 80 °C led to a much better 97% yield. However, we found that the use of cesium carbonate at room temperature was more efficient as the product 38a was obtained in 97% yield (Scheme 20). Under similar reaction conditions, the less acidic isopropanol was unreactive and required prior deprotonation with sodium hydride in THF to deliver the sulfonate 38b in a quantitative yield after only 30 min at room temperature. Under similar reaction conditions, the 3-iodosulfonate 38c was isolated in 89% yield. In 2017, Ball reported the reaction between 2,2,2-trifluoroethanol and 1-naphthalenesulfonyl fluoride in the presence of cesium carbonate.⁴⁹ As we recently shown that 1,1,1,3,3,3-hexafluoro-2-propanol (HFIP) can some-



Scheme 19 SuFEx reaction of ferrocenesulfonyl fluorides with acetamide.

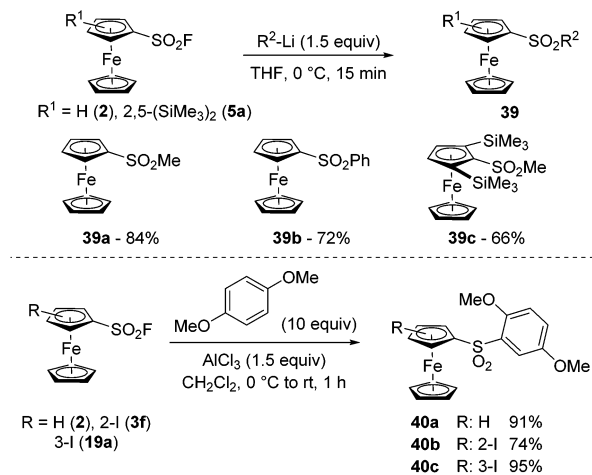


Scheme 20 SuFEx reaction of ferrocenesulfonyl fluorides with alcohols.

times behave as a weak nucleophile,¹³² we attempted the reaction between 2 and this fluorinated alcohol. As one could have expected, reactions performed with cesium carbonate in acetonitrile at room temperature or sodium hydride in THF were sluggish (5% of desired product isolated 38d under the latter conditions). Performing the reaction at 80 °C in acetonitrile was slightly more efficient, leading to the sulfonate 38d in 11% yield. We finally attempted the reaction from 3-chloro-2-fluoroferrrocenesulfonyl fluoride (9), cyclopentanol and sodium hydride in THF. While degradation was mainly observed, we were nevertheless able to isolate 31% of the desired product 38e and 8% of the original ferrocene 38f which results from both SuFEx and *ipso*-substitution of the fluorine atom.¹³³

Due to the exclusive reaction at sulfur, the addition of organometallics onto arenesulfonyl fluorides represents a straightforward approach toward arenesulfones. Furthermore, depending on the nature of the organometallic reagent and the reaction conditions, it is possible to reach mono- or disulfone derivatives.^{134–136} During the deprotonation of ferrocenesulfonyl fluorides with *n*BuLi in THF at –90 °C, we sometimes observed the formation of the corresponding butylsulfone. Therefore, to favour the substitution, we reacted the substrate 2 with 1.5 equivalent of either methyl- or phenyl-lithium at 0 °C and obtained the methyl- and phenyl-sulfones 39a–b in 84 and 72% yield, respectively (Scheme 21, top). We were also eager to evaluate the effect of steric hindrance on this substitution and therefore selected the bulky 2,5-bis(trimethylsilyl) ferrocenesulfonyl fluoride (5a) as a substrate. The addition of methyl lithium occurred smoothly and the methylsulfone 39c was isolated in 66% yield. Therefore, although the steric shielding by the two adjacent trimethylsilyl groups has an impact on the substitution with alkyl lithium, it cannot prevent it. Another route towards sulfones relies on the SuFEx reaction between a sulfonyl fluoride derivative and aromatics, as studied by Hyatt,¹³⁷ and used sporadically in post-functionalization reactions.^{109,138,139} Therefore, we finally reacted the fer-





Scheme 21 SuFEx reaction of ferrocenesulfonyl fluorides with nucleophilic organometallics and aromatics.

rocenesulfonyl fluorides **2**, **3f** and **19a** with 1,4-dimethoxybenzene in the presence of aluminium trichloride (Scheme 21, bottom). While the sulfones **40a** and **40c** were isolated in very good yields, the 1,2-disubstituted ferrocene **40b** was obtained in 74% due to a competitive deiodination (compound **40a**, 15%).

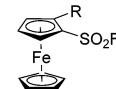
Electrochemical characterization

As ferrocenesulfonyl fluorides represent a new family of ferrocene derivatives, their electrochemical behaviour has never been studied. In 1997, Kagan determined the redox potential of a series of ferrocene sulfides, sulfoxides and sulfones.¹⁴⁰ All compounds studied exhibited a one-electron reversible oxidation with a $E_{1/2}$ value up to 695 mV (vs. SCE) for phenylferrocenesulfone in acetonitrile. With the fluorine directly attached to the sulfur atom, higher redox potential values were expected for ferrocenesulfonyl fluorides, which also raised the question of the ferricenium species stability. The redox behaviour of 22 representative ferrocenesulfonyl fluorides was thus studied by cyclic voltammetry (CV) and differential pulse voltammetry (DPV) in dry, oxygen-free, dichloromethane, using $n\text{Bu}_4\text{NPF}_6$ (0.1 M) as the supporting electrolyte (Tables 4–6). Measurements were performed with a glassy carbon disk working electrode, an Ag/AgCl reference electrode and a glassy carbon rod counter electrode.

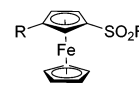
Pleasingly, apart for the 2-fluorinated derivative **3e** (Fig. 5), all 1,2- and 1,3-disubstituted ferrocenesulfonyl fluorides exhibited a reversible one-electron oxidation (Table 4). As a strong electron-withdrawing group, the fluorosulfonyl substituent raised the $E_{1/2}$ value of compound **2** up to 0.56 V vs. FcH/FcH^+ , which therefore appears to be one of the monosubstituted ferrocene with the highest redox potential.^{141,142} All the substituents introduced next to the fluorosulfonyl group increased the redox potential, except for the phenylthio derivative **3b**. The origin of this lack of effect remains unclear as this substituent usually raises the $E_{1/2}$ value by 0.13 V.^{140,143} In the

Table 4 Electrochemical data (in V) for selected ferrocenesulfonyl fluorides^a

Compound	E_{pa}^b	E_{pc}^b	$i_{\text{pa}}/i_{\text{pc}}^b$	$E_{1/2}^c$
2	0.58	0.48	1.00	0.56
3b	0.57	0.47	0.91	0.57
3e	0.70	0.58	1.40	0.66
3f	0.68	0.58	0.95	0.67
3g	0.73	0.63	0.90	0.72
3k	0.65	0.56	1.00	0.64
33a	0.71	0.60	0.92	0.68
19a	0.72	0.62	0.92	0.69
20d	0.80	0.70	0.92	0.79
33b	0.72	0.62	0.95	0.70
5f	0.67	0.56	1.03	0.65
6e	0.72	0.62	0.95	0.71



2 R = H
3b R = SPh
3e R = F
3f R = I
3g R = CO₂Me
3k R = 2-Pyr
33a R = C≡CH



19a R = I
20d R = CO₂Me
33b R = C≡CH



5f R = SPh
6e R = SPh

^a Potentials values given relative to FcH/FcH^+ , scan rate = 100 mV s⁻¹.
^b From CV experiments. ^c From DPV experiments.

ferrocene series, the $E_{1/2}$ value of substituted ferrocenes usually correlates with the sum of the Hammett values σ_p .^{141,144–147} However, when we evaluated a related relationship for the 2-substituted ferrocenesulfonyl fluorides, we found that the fluorinated derivative **3e** falls out the expected trend. This probably results from the strong resonance effect of fluorine which counterbalances its inductive effect. As the development of a multi parameters analysis was out of the scope of the present study, we temporarily excluded this fluorinated compound. As a result, a modest linear correlation between the $E_{1/2}$ values and the sum of σ_p constants was noticed ($E_{1/2} = 2.2624\Sigma\sigma_p - 0.3413$, $R^2 = 0.8397$, plot SI1). However, no better correlation between the redox potential and the sum of the σ_m or resonance factor (R) could be found. As already observed in the ferrocenesulfonamide and sulfonate series,^{54,55} the effect of the substituent is more pronounced on the 1,3-disubstituted ferrocenes than on the 1,2-disubstituted isomers. A similar trend was also noticed with the 1,2,3-trisubstituted ferrocene **5f** and its 1,2,4-trisubstituted isomer **6e**. To account for the effect of an ester at the 3-position of a homo disubstituted ferrocene, Klett, Förster and Heinze successfully used the sum $\sigma_p + \sigma_m$.¹⁴⁸ To get a general view of the position of a substituent on the redox potential, we similarly tried to correlate the $E_{1/2}$ value with the $\Sigma\sigma_p$ for the 1,2-disubstituted ferrocenes and with the sum $\sigma_p(\text{SO}_2\text{F}) + \sigma_m(\text{substituent})$ for the 1,3-disubstituted isomers. However, no general linear relationship was observed. Focusing only on ferrocenesulfonyl fluoride (**2**) and the 1,3-disubstituted ferrocenes **2**, **19a** and **33b**, we found a better correlation between the $E_{1/2}$ value and the $\Sigma\sigma_p$ ($E_{1/2} = 1.9182\Sigma\sigma_p - 0.189$, $R^2 = 0.9619$, plot SI2) than for the $\Sigma\sigma_m$ ($E_{1/2} = 1.6264\Sigma\sigma_m$



Table 5 Electrochemical data for polysubstituted ferrocenesulfonyl fluorides (in V)^a

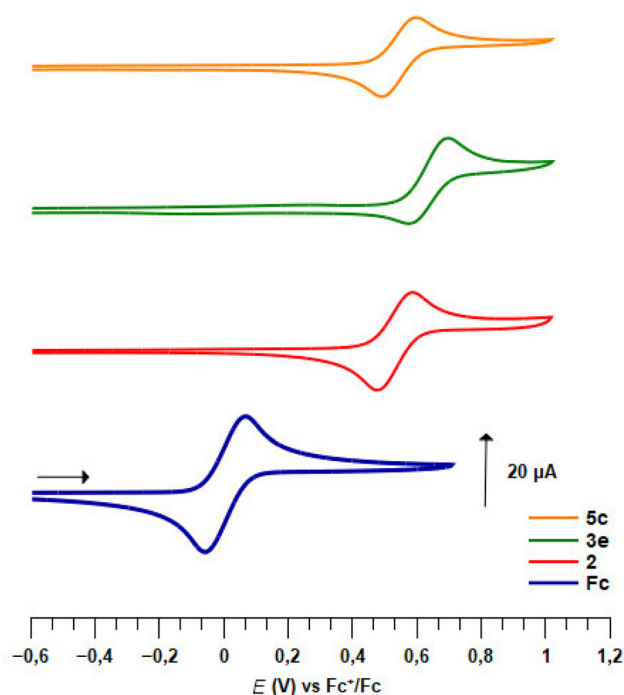
Compound	E_{pa}^b	E_{pc}^b	i_{pa}/i_{pc}^b	$E_{1/2}^c$
5c	0.60	0.50	1.00	0.58
10	0.59	0.49	0.90	0.58
8a	0.80	0.70	0.88	0.79
11	0.63	0.53	1.10	0.61
12	0.74	0.64	1.10	0.73
13	0.67/0.94	—/0.85	1.03	0.64/0.94

^a Potentials values given relative to FcH/FcH^+ , scan rate = 100 mV s⁻¹.
^b From CV experiments. ^c From DPV experiments.

Table 6 Electrochemical data (in V) of the polysubstituted ferrocenes 5g, 15, 17 and 18^a

Compound	E_{pa}^b	E_{pc}^b	i_{pa}/i_{pc}^b	$E_{1/2}^c$
5g	0.85	0.75	1.17	0.83
15	0.85	0.75	2.00	0.83
17	0.60/0.82	—/0.72	1.00	0.81
18	0.74/1.10	—/—	1.90	0.71/1.05

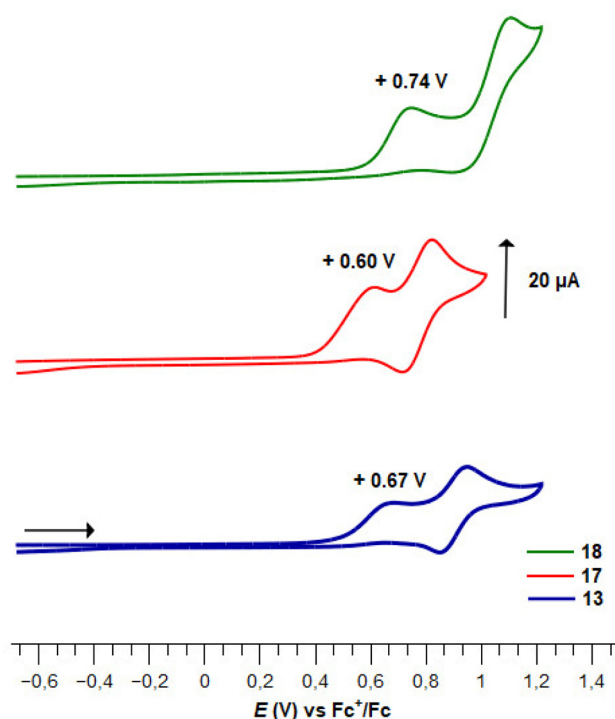
^a Potentials values given relative to FcH/FcH^+ , scan rate = 100 mV s⁻¹.
^b From CV experiments. ^c From DPV experiments.

**Fig. 5** Plots of cyclic voltammograms of ferrocene (Fc) and the derivatives 2, 3e and 5c.

– 0.0816, $R^2 = 0.8153$, plot SI3). Taking together, these results suggest that although the sum $\sigma_p + \sigma_m$ can account for the effect of a substituent at the 3 position of a disubstituted ferrocene in some cases,¹⁴⁸ it is not possible to extend this analysis to all 1,3-disubstituted ferrocenes.

To our knowledge, the redox potential evolution of a ferrocene derivative upon the introduction of five different substituents has never been studied. Therefore, we first focused our efforts on the polysubstituted ferrocenesulfonyl fluorides described on Scheme 7 (Table 5). From the 2-fluorinated ferrocene 3e, the introduction of a trimethylsilyl group has a higher effect than expected on the redox potential which was lowered by 0.08 V.^{149,150} Furthermore, while ferrocene 3e underwent an

irreversible oxidation, the silyl group on compound 5c appeared to stabilize the ferricenium species, as the oxidation of the latter was totally reversible (Fig. 5). From the work of Sauvage,¹⁴⁵ the addition of a methyl substituent was expected to lower the redox potential by 0.05 V. However, in our hands, no change in the $E_{1/2}$ value was noticed between the compounds 5c and 10. The introduction of a chlorine instead of a methyl group increased the redox potential by 0.21 V (compound 8a), slightly more than the +0.16 V anticipated from the work of Albrecht and Long.¹⁵¹ Probably due to the effect of the trimethylsilyl substituent, all three ferrocenes 5c, 8a and 10 underwent a one-electron totally reversible oxidation.

**Fig. 6** Plots of cyclic voltammograms of ferrocene derivatives 13, 17 and 18.

While we recorded no evolution of the $E_{1/2}$ value between ferrocenes **5c** and **10**, the expected effect of a methyl substituent (-0.05 V)¹⁴⁵ was observed between the ferrocenes **3e** and **11**. The introduction of iodine with the compound **12** resulted in a smaller increase of the redox potential than expected ($+0.11$ V vs. $+0.15$ V).¹⁵¹ Upon the introduction of the dimethylaminomethyl substituent (compound **13**), an irreversible oxidation process was observed at $+0.64$ V, which was attributed to the oxidation of the tertiary amine into an iminium (Fig. 6).¹⁵² The latter also raised the redox potential of the ferrocene core by $+0.21$ V.¹⁵² In this series of fluorinated ferrocenesulfonyl fluorides, it appeared that the evolution of the redox potential does not follow a purely additive effect of each substituent. Indeed, we further tried to plot the $E_{1/2}$ values of the ferrocene **2**, **3e**, **11**, **12** and **13** against the $\Sigma\sigma_p$ or $\Sigma\sigma_m$ but failed to obtain any correlation (plots SI4–5). However, a linear correlation was observed between the redox potential and the sum $\sigma_p(\text{SO}_2\text{F}) + \sigma_p(\text{substituents adjacent to SO}_2\text{F}) + \sigma_m(\text{substituents remote from SO}_2\text{F})$ with the equation $E_{1/2} = 0.9977\Sigma\sigma + 0.3256$, $R^2 = 0.9698$ (plot SI6).

Finally, we evaluated the electrochemical behaviour of the polysubstituted ferrocenes described on Scheme 8 (Table 6). Surprisingly, the introduction of the different substituents modified the redox potentials in an unexpected way. Indeed, from the 2-phenylthioferrocenesulfonyl fluoride **3b**, the addition of a chlorine atom resulted in the irreversible oxidation of the compound **5g** and in a large increase of the redox potential ($+0.27$ V observed vs. $+0.16$ V expected, Fig. 5). Surprisingly, the introduction of an ester (compound **15**) was without effect on the redox potential. As already observed with the compound **13**, upon the introduction of the dimethylaminomethyl substituent (compound **17**) an irreversible oxidation process of the tertiary amine occurred at $+0.60$ V (Fig. 6). A final increase of the redox potential was noticed upon the introduction of iodine towards the ferrocene **18** ($+0.25$ V vs. $+0.15$ expected). The irreversible oxidation of the tertiary amine into an iminium was observed at a higher potential ($+0.74$ V), and an irreversible bi-electronic oxidation of the ferrocene core was also recorded (Fig. 6). The pentasubstituted ferrocene **18** has one of the highest redox potentials recorded to date ($+1.05$ V vs. FcH/FcH^+) for a pentasubstituted ferrocene, as even the $E_{1/2}$ value of pentachloro ($+0.77$ V)¹⁵³ and pentafluoroferrocene ($+0.82$ V)¹⁵⁴ were below 1 V. To our knowledge, only three ferrocene derivatives have a higher redox potential: the decabromo-¹⁴⁷ and decachloroferrocenes¹⁵³ ($+1.09$ and $+1.24$ V, respectively) and the 1,1',2,2'-tetra(formyl)ferrocene ($+1.14$ V).¹⁵⁵ Although the modification of redox potential upon the introduction of the five substituents were often unexpected, we tried to plot the $E_{1/2}$ value against different $\Sigma\sigma$. Contrary to the previous series, while no correlation was observed between the redox potential and the sum $\sigma_p(\text{SO}_2\text{F}) + \sigma_p(\text{substituents adjacent to SO}_2\text{F}) + \sigma_m(\text{substituents remote from SO}_2\text{F})$ (plot SI7), we obtained good correlations between the $E_{1/2}$ values and either the $\Sigma\sigma_p$ ($E_{1/2} = 0.9588\Sigma\sigma_p + 0.4115$, $R^2 = 0.9789$, plot SI8) or $\Sigma\sigma_m$ ($E_{1/2} = 1.7567\Sigma\sigma_m - 0.0661$, $R^2 = 0.9529$, plot SI9).

Although some relationships between the redox potentials and the Hammett constants emerged from this work on hetero

polysubstituted ferrocenes, we need to emphasize that a general trend cannot be deduced. Indeed, as relationships were sometimes better with the $\Sigma\sigma_p$, the $\Sigma\sigma_m$ or even the $\Sigma\sigma_p/\sigma_m$, great care should be taken when trying to fit redox potentials with a simple sum of Hammett parameters on such highly functionalized substrates. Indeed, many other factors such as orbitals ordering, changes in hybridization and frontier orbital composition, through-space interaction between the metal and the substituents as well as electrostatic repulsion between the metal and the Cp ring orbitals need to be considered.^{147,151,154} Therefore, a better understanding of the substituent effect on the redox potential of a hetero polysubstituted ferrocene would require a dedicated study, which falls out the scope of this work.

Specific solid-state structures and weak interactions of some ferrocenesulfonyl fluorides

Some of the many ferrocenesulfonyl fluorides afforded crystals suitable for X-ray diffraction analysis and a few of them deserve an additional description regarding weak interactions. Indeed, chalcogen–chalcogen interactions were identified for the compounds **5g** and **15**.^{156,157} For the former, a sulfur–sulfur interaction between two molecules is likely to occur with a S2...S2 bond length ($3.1452(12)$ Å) below the sum of the van der Waals radii (3.60 Å) and a C8–S2...S2 angle of $154.19(7)^\circ$ (Fig. 7, top).¹⁵⁸ For the latter, an interaction between one lone-pair of the oxygen and the σ -hole of the sulfur atom¹⁵⁹ is observed (O16...S2 $2.9812(18)$ Å, C18–S2...O16 $156.40(9)^\circ$, Fig. 7, bottom). This might be at the origin of the peculiar orientation of the phenylthio substituent on the compound **15**. Indeed, while the phenyl ring of this substituent is usually observed pointing up in the ferrocene series,^{56,84,160–163} it is here tilted, probably due to this oxygen–sulfur interaction.

Various halogen bonds (XB) were also identified at the solid state,¹⁶⁴ mainly for iodinated ferrocenesulfonyl fluorides. Indeed, although iodoferrocene derivatives usually do not behave as halogen bond donors, the presence of strong electron-withdrawing groups on the organometallic can increase

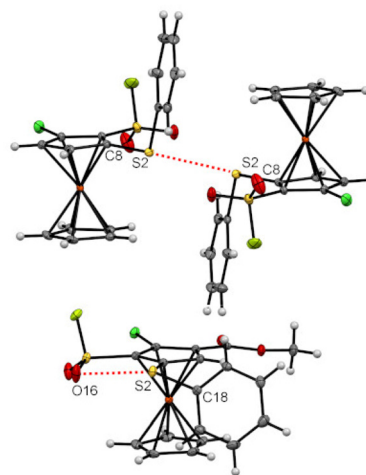


Fig. 7 Chalcogen bonds observed at the solid state for the compounds **5g** (top) and **15** (bottom).



the positive potential of the σ -hole of the halogen atom and thus favour XB, as observed in the benzene series.^{165,166} A similar trend has also been observed for ferrocene iodoalkyne derivatives.¹⁶⁷ As a result, XB have recently been observed for iodoferrocenes substituted with sulfonamides,⁵⁴ sulfonates⁵⁵ and sulfoxides.⁸⁷ For the 1,2,3,4-tetrasubstituted ferrocene **6d**, halogen bonds were observed between the iodine atom and the nitrogen lone-pair of the pyridine ring (I1...N15 3.219(4) Å, C6-I1...N15 158.27(11)°). As a result of the iodine and nitrogen atom pointing in opposite directions, linear strings of XB, one for each enantiomer, are observed in the crystal structure (Fig. 8, top). For the pentasubstituted ferrocene **18**, an interaction between the lone pair of the amine and the σ -hole of the iodine atom is also observed (I1...N12 3.092(3) Å, C6-I1...N12 157.53(11)°). The proximity between the two atoms involved in the interaction here led to a zig-zag chain of molecules (Fig. 8, bottom). For both compounds **6d** and **18**, the values of bond lengths and angles fall within the range of expected values.¹⁶⁸

For compound **6e**, the interaction between the iodine at the 4 position and one oxygen of the fluorosulfonyl group led to a string of XB for each enantiomer (I1...O11 3.219(4) Å, C6-I1...O11 175.90(6)°, Fig. 9, top). While longer XB were noticed for the 1,2,3-trisubstituted ferrocene **30b** (I1...O11 3.342(3) Å, C6-I1...O11 143.58(11)°, the proximity between the halogen and the fluorosulfonyl group led to a zig-zag network of halogen bonds, each enantiomer engaged in a single chain (Fig. 9, middle). In addition of the chalcogen-chalcogen interaction discussed above, the 1,2,3,4-tetrasubstituted ferrocene **15** also features halogen bonds, this time between the chlorine atom and the ester group, with both bond length (Cl1...O12 3.0184(2) Å) and angle (C6-Cl1...O12 175.04(9)°) in the range of typical values.¹⁶⁹ A zig-zag chain of XB, involving both enantiomers, is

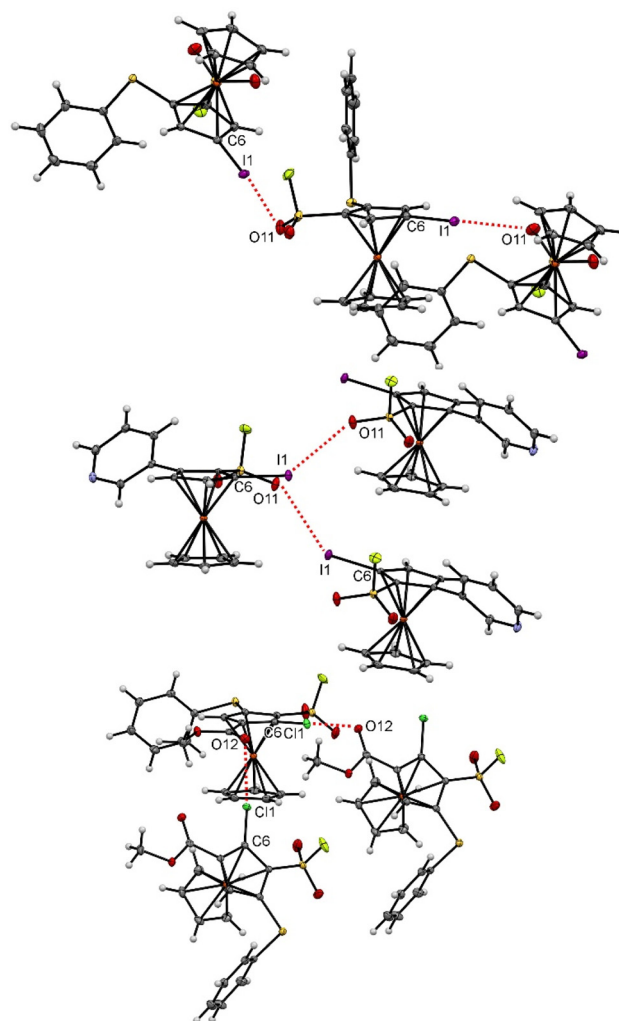


Fig. 9 Halogen bonds observed at the solid state for the compounds **6e** (top), **30b** (middle) and **15** (bottom).

observed at the solid-state and probably results from the proximal position of the chlorine and ester substituents (Fig. 9, bottom). As expected, the oxygen-iodine and oxygen-chlorine bonds lengths were below the sum of the corresponding van der Waals radii (3.50 Å for OI and 3.27 Å for OCl).¹⁵⁸

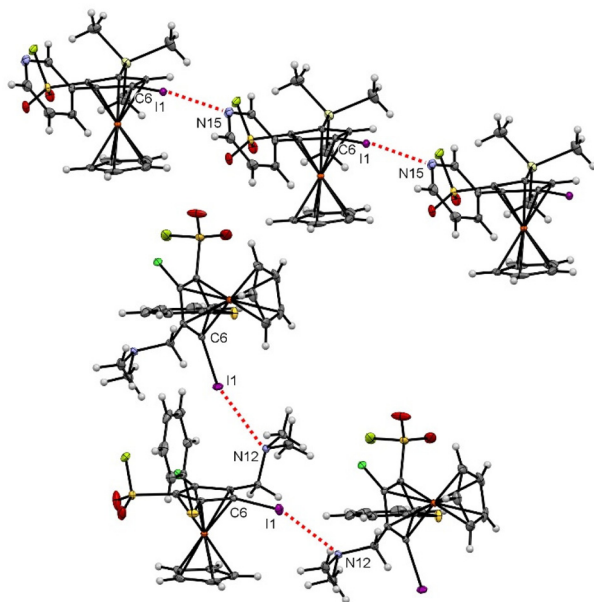


Fig. 8 Halogen bonds observed at the solid state for the compounds **6d** (top) and **18** (bottom).

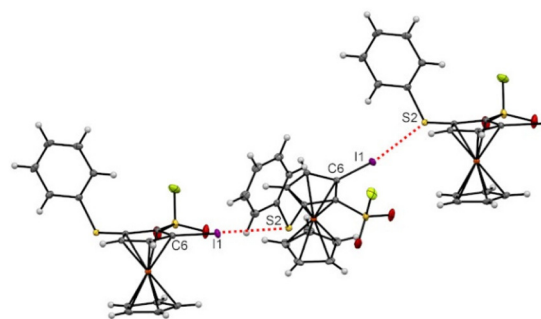


Fig. 10 Halogen bonds observed at the solid state for the compound **5f**.



We finally observed an iodine–sulfur halogen bond for the 1,2,3-trisubstituted ferrocene **5f**. The I2...S2 bond length of 3.4903(6) Å and a C6–I1...S2 angle of 171.31(5) ° is characteristic of the interaction between a lone pair of the sulfur atom and the σ -hole of the iodine atom.¹⁷⁰ The remote position of the two atoms involved in XB led to the formation of a string of interactions involving both enantiomers (Fig. 10).

Conclusions

First reported in 1959, the chemistry of ferrocenesulfonyl fluoride derivatives has remained a dormant field for six decades. With the development of a multigram scale synthesis of ferrocenesulfonyl fluoride, the chemistry of these original compounds could be fully explored. Their functionalization was easily achieved by using deprotometallation-electrophilic trapping sequences and the “halogen dance” reaction to introduce up to five different substituents on the same Cp ring. DFT calculations were used to explain some of the reaction outcome. The orthogonal reactivity of the sulfonyl fluoride was demonstrated in various transformations including iodine/lithium exchanges, pseudo-benzylic nucleophilic substitutions, both oxidations and reductions and various cross-couplings. The possibility to carry out SuFEx reactions was also explored on several substrates towards various sulfur-based functional groups. The electrochemical evaluation of twenty-two ferrocenesulfonyl fluorides was also performed. While we easily established the strong electron-withdrawing properties of this functional group, finding simple relationships between the redox potentials of hetero polysubstituted ferrocenes and the Hammett parameters of the substituents proved highly challenging. We finally highlighted various weak interactions observed at the solid state for these original ferrocene derivatives. Considering the still growing applications of sulfonyl fluorides in chemical biology and material science, we hope that this first general study dedicated to ferrocenesulfonyl fluorides will favour the widespread development of this original scaffold.

Author contributions

Investigation, W. E., J.-P. H., T. R., Y. S. H. and V. E. M.; funding acquisition, project administration and supervision, W. E.; writing–original draft preparation, W. E.; writing–review and editing, W. E., J. P. H., Y. S. H., T. R. and V. E. M.

Conflicts of interest

There are no conflicts to declare.

Acknowledgements

This work was funded, in part, by the Agence Nationale de la Recherche (Ferrodance project). A CC-BY public copyright

licence has been applied by the authors to present document and will be applied to all subsequent versions up to the Authors Accepted Manuscript arising from this submission, in accordance with the grant's open access conditions. This work was also supported by the Université de Rennes 1 and CNRS. We gratefully acknowledge the Fonds Européen de Développement Régional (FEDER; D8 VENTURE Bruker AXS diffractometer), Thermofisher (generous gift of 2,2,6,6-tetramethylpiperidine) and BASF (generous gift of (*R,R*)- and (*S,S*)-bis(α -phenylethyl)amine). W.E. would like to thank Prof. F. Mongin for support, critically reviewing this document and making valuable suggestions.

References

- 1 M. Magre, S. Ni and J. Cornella, (Hetero)aryl-SVI Fluorides: Synthetic Development and Opportunities, *Angew. Chem., Int. Ed.*, 2022, **61**, e202200904.
- 2 W. Steinkopf, Über Aromatische Sulfofluoride, *J. Prakt. Chem.*, 1927, **117**, 1.
- 3 W. Steinkopf and P. Jaeger, Über Aromatische Sulfofluoride. II. Mitteilung, *J. Prakt. Chem.*, 1930, **128**, 63.
- 4 D. K. Myers and A. Kemp, Inhibition of Esterases by the Fluorides of Organic Acids, *Nature*, 1954, **173**, 33.
- 5 A. M. Gold and D. Fahrney, Sulfonyl Fluorides as Inhibitors of Esterases. II. Formation and Reactions of Phenylmethanesulfonyl α -Chymotrypsin, *Biochemistry*, 1964, **3**, 783.
- 6 J. C. Powers, J. L. Asgian, Ö. D. Ekici and K. E. James, Irreversible Inhibitors of Serine, Cysteine, and Threonine Proteases, *Chem. Rev.*, 2002, **102**, 4639.
- 7 J. Dong, L. Krasnova, M. G. Finn and K. B. Sharpless, Sulfur(VI) Fluoride Exchange (SuFEx): Another Good Reaction for Click Chemistry, *Angew. Chem., Int. Ed.*, 2014, **53**, 9430.
- 8 T. S.-B. Lou and M. C. Willis, Sulfonyl fluorides as targets and substrates in the development of new synthetic methods, *Nat. Rev. Chem.*, 2022, **6**, 146.
- 9 A. Narayanan and L. H. Jones, Sulfonyl fluorides as privileged warheads in chemical biology, *Chem. Sci.*, 2015, **6**, 2650.
- 10 M. Gehringer and S. A. Laufer, Emerging and Re-Emerging Warheads for Targeted Covalent Inhibitors: Applications in Medicinal Chemistry and Chemical Biology, *J. Med. Chem.*, 2019, **62**, 5673.
- 11 L. H. Jones and J. W. Kelly, Structure-based design and analysis of SuFEx chemical probes, *RSC Med. Chem.*, 2020, **11**, 10.
- 12 O. O. Grygorenko, D. M. Volochnyuk and B. V. Vashchenko, Emerging Building Blocks for Medicinal Chemistry: Recent Synthetic Advances, *Eur. J. Org. Chem.*, 2021, 6478.
- 13 N. Shindo and A. Ojida, Recent progress in covalent warheads for in vivo targeting of endogenous proteins, *Biorg. Med. Chem.*, 2021, **47**, 116386.



- 14 R. J. Grams and K.-L. Hsu, Reactive chemistry for covalent probe and therapeutic development, *Trends Pharmacol. Sci.*, 2022, **43**, 249.
- 15 G. M. Kline, K. Nugroho and J. W. Kelly, Inverse Drug Discovery identifies weak electrophiles affording protein conjugates, *Curr. Opin. Chem. Biol.*, 2022, **67**, 102113.
- 16 J. Yatvin, K. Brooks and J. Locklin, SuFEx Click: New Materials from SO_xF and Silyl Ethers, *Chem. – Eur. J.*, 2016, **22**, 16348.
- 17 L. Xu, P. Wu and J. Dong, in *Synthetic Polymer Chemistry: Innovations and Outlook*, ed. Z. Zhao, R. Hu, A. Qin and B. Z. Tang, The Royal Society of Chemistry, 2019, pp. 1.
- 18 A. Chelagha, D. Louvel, A. Taponard, R. Berthelon and A. Tlili, Synthetic Routes to Arylsulfonyl Fluorides, *Catalysts*, 2021, **11**, 830.
- 19 T. Zhong, Z. Chen, J. Yi, G. Lu and J. Weng, Recent progress in the synthesis of sulfonyl fluorides for SuFEx click chemistry, *Chin. Chem. Lett.*, 2021, **32**, 2736.
- 20 P. K. Chinthakindi and P. I. Arvidsson, Sulfonyl Fluorides (SFs): More Than Click Reagents?, *Eur. J. Org. Chem.*, 2018, 3648.
- 21 A. Dondoni and A. Marra, SuFEx: a metal-free click ligation for multivalent biomolecules, *Org. Biomol. Chem.*, 2017, **15**, 1549.
- 22 T. Abdul Fattah, A. Saeed and F. Albericio, Recent advances towards sulfur(VI) fluoride exchange (SuFEx) click chemistry, *J. Fluorine Chem.*, 2018, **213**, 87.
- 23 A. S. Barrow, C. J. Smedley, Q. Zheng, S. Li, J. Dong and J. E. Moses, The growing applications of SuFEx click chemistry, *Chem. Soc. Rev.*, 2019, **48**, 4731.
- 24 C. Lee, A. J. Cook, J. E. Elisabeth, N. C. Friede, G. M. Sammis and N. D. Ball, The Emerging Applications of Sulfur(VI) Fluorides in Catalysis, *ACS Catal.*, 2021, **11**, 6578.
- 25 T. J. Kealy and P. L. Pauson, A New Type of Organo-Iron Compound, *Nature*, 1951, **168**, 1039.
- 26 S. A. Miller, J. A. Tebboth and J. F. Tremaine, 114. Dicyclopentadienyliron, *J. Chem. Soc.*, 1952, 632.
- 27 A. J. McConnell and P. D. Beer, Heteroditopic Receptors for Ion-Pair Recognition, *Angew. Chem., Int. Ed.*, 2012, **51**, 5052.
- 28 P. Molina, A. Tárraga and M. Alfonso, Ferrocene-based multichannel ion-pair recognition receptors, *Dalton Trans.*, 2014, **43**, 18.
- 29 R. Sun, L. Wang, H. Yu, Z.-u. Abidin, Y. Chen, J. Huang and R. Tong, Molecular Recognition and Sensing Based on Ferrocene Derivatives and Ferrocene-Based Polymers, *Organometallics*, 2014, **33**, 4560.
- 30 T. J. Colacot, A Concise Update on the Applications of Chiral Ferrocenyl Phosphines in Homogeneous Catalysis Leading to Organic Synthesis, *Chem. Rev.*, 2003, **103**, 3101.
- 31 R. Gómez Arrayás, J. Adrio and J. C. Carretero, Recent Applications of Chiral Ferrocene Ligands in Asymmetric Catalysis, *Angew. Chem., Int. Ed.*, 2006, **45**, 7674.
- 32 N. A. Butt, D. Liu and W. Zhang, The Design and Synthesis of Planar Chiral Ligands and Their Application to Asymmetric Catalysis, *Synlett*, 2014, 615.
- 33 J. C. Zhu, D. X. Cui, Y. D. Li, R. Jiang, W. P. Chen and P. A. Wang, Ferrocene as a Privileged Framework for Chiral Organocatalysts, *ChemCatChem*, 2018, **10**, 907.
- 34 L. Cunningham, A. Benson and P. J. Guiry, Recent developments in the synthesis and applications of chiral ferrocene ligands and organocatalysts in asymmetric catalysis, *Org. Biomol. Chem.*, 2020, **18**, 9329.
- 35 M. Navarro, W. Castro and C. Biot, Bioorganometallic Compounds with Antimalarial Targets: Inhibiting Hemozoin Formation, *Organometallics*, 2012, **31**, 5715.
- 36 M. Patra, G. Gasser and N. Metzler-Nolte, Small organometallic compounds as antibacterial agents, *Dalton Trans.*, 2012, **41**, 6350.
- 37 G. Jaouen, A. Vessieres and S. Top, Ferrocifen type anti cancer drugs, *Chem. Soc. Rev.*, 2015, **44**, 8802.
- 38 M. Patra and G. Gasser, The medicinal chemistry of ferrocene and its derivatives, *Nat. Rev. Chem.*, 2017, **1**, 0066.
- 39 B. S. Ludwig, J. D. G. Correia and F. E. Kühn, Ferrocene derivatives as anti-infective agents, *Coord. Chem. Rev.*, 2019, **396**, 22.
- 40 A. Singh, I. Lumb, V. Mehra and V. Kumar, Ferrocene-appended pharmacophores: an exciting approach for modulating the biological potential of organic scaffolds, *Dalton Trans.*, 2019, **48**, 2840.
- 41 B. Sharma and V. Kumar, Has Ferrocene Really Delivered Its Role in Accentuating the Bioactivity of Organic Scaffolds?, *J. Med. Chem.*, 2021, **64**, 16865.
- 42 R. Pietschnig, Polymers with pendant ferrocenes, *Chem. Soc. Rev.*, 2016, **45**, 5216.
- 43 S. Ø. Scottwell and J. D. Crowley, Ferrocene-containing non-interlocked molecular machines, *Chem. Commun.*, 2016, **52**, 2451.
- 44 M.-L. Hu, M. Abbasi-Azad, B. Habibi, F. Rouhani, H. Moghanni-Bavil-Olyaei, K.-G. Liu and A. Morsali, Electrochemical Applications of Ferrocene-Based Coordination Polymers, *ChemPlusChem*, 2020, **85**, 2397.
- 45 A. N. Nesmeyanov and O. A. Reutov, Derivatives of ferrocene-1-carboxy-1'-sulfonic acid, *Izv. Akad. Nauk SSSR, Ser. Khim.*, 1959, 926.
- 46 G. M. R. Boston, H. M. Philipp and H. Butenschön, Fluorosulfonylferrocene, (Trifluoromethylsulfonyl)ferrocene and New Ferrocenyl Sulfonates: Directed ortho Lithiation and New Anionic Thia-Fries Rearrangements at Ferrocene, *Eur. J. Inorg. Chem.*, 2021, 4903.
- 47 W. Erb and T. Roisnel, The chemistry of ferrocenesulfonyl fluoride revealed, *Dalton Trans.*, 2021, **50**, 16483.
- 48 A. T. Davies, J. M. Curto, S. W. Bagley and M. C. Willis, One-pot palladium-catalyzed synthesis of sulfonyl fluorides from aryl bromides, *Chem. Sci.*, 2017, **8**, 1233.
- 49 A. L. Tribby, I. Rodríguez, S. Shariffudin and N. D. Ball, Pd-Catalyzed Conversion of Aryl Iodides to Sulfonyl Fluorides Using SO₂ Surrogate DABSO and Selectfluor, *J. Org. Chem.*, 2017, **82**, 2294.



- 50 F. Rebiere, O. Samuel and H. B. Kagan, A convenient method for the preparation of monolithioferrocene, *Tetrahedron Lett.*, 1990, **31**, 3121.
- 51 D. W. Slocum and W. Achermann, The Preparation of Several N-Substituted and N,N-Disubstituted Ferrocenesulfonamides, *Synth. React. Inorg. Met.-Org. Chem.*, 1982, **12**, 397.
- 52 W. Erb, M. Wen, T. Roisnel and F. Mongin, Synthesis of Ferrocenesulfonyl Chloride: Key Intermediate toward Ferrocenesulfonamides, *Synthesis*, 2021, 2612.
- 53 A. Talko and M. Barbasiewicz, Nucleophilic Fluorination with Aqueous Bifluoride Solution: Effect of the Phase-Transfer Catalyst, *ACS Sustainable Chem. Eng.*, 2018, **6**, 6693.
- 54 M. Wen, W. Erb, F. Mongin, Y. S. Halauko, O. A. Ivashkevich, V. E. Matulis, T. Roisnel and V. Dorcet, Functionalization of N,N-Dialkylferrocenesulfonamides toward Substituted Derivatives, *Organometallics*, 2021, **40**, 1129.
- 55 W. Erb, M. Wen, J.-P. Hurvois, F. Mongin, Y. S. Halauko, O. A. Ivashkevich, V. E. Matulis and T. Roisnel, O-Isopropylferrocenesulfonate: Synthesis of Polysubstituted Derivatives and Electrochemical Study, *Eur. J. Inorg. Chem.*, 2021, **2021**, 3165.
- 56 M. Tazi, M. Hedidi, W. Erb, Y. S. Halauko, O. A. Ivashkevich, V. E. Matulis, T. Roisnel, V. Dorcet, G. Bentabed-Ababsa and F. Mongin, Fluoro- and Chloroferrocene: From 2- to 3-Substituted Derivatives, *Organometallics*, 2018, **37**, 2207.
- 57 A. Talko, D. Antoniuk and M. Barbasiewicz, Directed ortho-Metalation of Arenesulfonyl Fluorides and Aryl Fluorosulfates, *Synthesis*, 2019, 2278.
- 58 H. Mukherjee, J. Debreczeni, J. Breed, S. Tentarelli, B. Aquila, J. E. Dowling, A. Whitty and N. P. Grimster, A study of the reactivity of S(VI)-F containing warheads with nucleophilic amino-acid side chains under physiological conditions, *Org. Biomol. Chem.*, 2017, **15**, 9685.
- 59 M. Tsukazaki, M. Tinkl, A. Roglans, B. J. Chapell, N. J. Taylor and V. Snieckus, Direct and Highly Enantioselective Synthesis of Ferrocenes with Planar Chirality by (-)-Sparteine-Mediated Lithiation, *J. Am. Chem. Soc.*, 1996, **118**, 685.
- 60 C. Genet, S. J. Canipa, P. O'Brien and S. Taylor, Catalytic Asymmetric Synthesis of Ferrocenes and P-Stereogenic Bisphosphines, *J. Am. Chem. Soc.*, 2006, **128**, 9336.
- 61 W. Erb, T. Roisnel and V. Dorcet, Practical Chromatography-Free Synthesis of 2-Iodo-N,N-diisopropylferrocenecarboxamide and Further Transformations, *Synthesis*, 2019, 3205.
- 62 Y. Nishibayashi, Y. Arikawa, K. Ohe and S. Uemura, Enantioselective ortho-Lithiation of Substituted Ferrocenes, *J. Org. Chem.*, 1996, **61**, 1172.
- 63 P. Steffen, C. Unkelbach, M. Christmann, W. Hiller and C. Strohmann, Catalytic and Stereoselective ortho-Lithiation of a Ferrocene Derivative, *Angew. Chem., Int. Ed.*, 2013, **52**, 9836.
- 64 C. Metallinos, J. Zaifman and L. Dodge, Aminoferrocene Lithiation by Boron Trifluoride Activation, *Org. Lett.*, 2008, **10**, 3527.
- 65 M. Costa, Z. Josh, D. Travis, V. B. Lori and T. Keivan, Asymmetric Lithiation of Boron Trifluoride-Activated Aminoferrocenes: An Experimental and Computational Investigation, *Adv. Synth. Catal.*, 2010, **352**, 1967.
- 66 D. Price and N. S. Simpkins, Concerning the asymmetric metallation of ferrocenes by chiral lithium amide bases, *Tetrahedron Lett.*, 1995, **36**, 6135.
- 67 M. Hedidi, G. Dayaker, Y. Kitazawa, Y. Tatsuya, M. Kimura, W. Erb, G. Bentabed-Ababsa, F. Chevallier, M. Uchiyama, P. C. Gros and F. Mongin, Enantioselective deprotometalation of N,N-dialkyl ferrocenecarboxamides using metal amides, *New J. Chem.*, 2019, **43**, 14898.
- 68 G. Dayaker, W. Erb, M. Hedidi, F. Chevallier, M. Blot, P. C. Gros, G. Hilmersson, T. Roisnel, V. Dorcet, G. Bentabed-Ababsa and F. Mongin, Enantioselective deprotometalation of alkyl ferrocenecarboxylates using bi-metallic bases, *New J. Chem.*, 2021, **45**, 22579.
- 69 J. A. S. Howell, P. C. Yates, N. Fey, P. McArdle, D. Cunningham, S. Parsons and D. W. H. Rankin, Molecular Mechanics Analysis of Structure and Diastereoselectivity toward Lithiation in Amido- and α -Aminoferrocene Complexes, *Organometallics*, 2002, **21**, 5272.
- 70 J. Schreiber, H. Maag, N. Hashimoto and A. Eschenmoser, Dimethyl(methylene)ammonium Iodide, *Angew. Chem., Int. Ed. Engl.*, 1971, **10**, 330.
- 71 E. Negishi, A. O. King and N. Okukado, Selective carbon-carbon bond formation via transition metal catalysis. 3. A highly selective synthesis of unsymmetrical biaryls and diarylmethanes by the nickel- or palladium-catalyzed reaction of aryl- and benzylzinc derivatives with aryl halides, *J. Org. Chem.*, 1977, **42**, 1821.
- 72 E. Negishi, Palladium- or nickel-catalyzed cross coupling. A new selective method for carbon-carbon bond formation, *Acc. Chem. Res.*, 1982, **15**, 340.
- 73 W. Davies and J. H. Dick, 285. Benzenesulphonyl fluoride derivatives, *J. Chem. Soc.*, 1932, 2042.
- 74 C. Pichon, B. Odell and J. M. Brown, A direct meta-lithiation route to 1,3-disubstituted ferrocenes, *Chem. Commun.*, 2004, 598.
- 75 J. Fröhlich, in *Prog. Heterocycl. Chem.*, ed. H. Suschitzky and E. F. V. Scriven, Elsevier, 1994, vol. 6, pp. 1.
- 76 X.-F. Duan and Z.-B. Zhang, Recent Progress of Halogen-Dance Reactions in Heterocycles, *Heterocycles*, 2005, **65**, 2005.
- 77 M. Schlosser, The 2x3 Toolbox of Organometallic Methods for Regiochemically Exhaustive Functionalization, *Angew. Chem., Int. Ed.*, 2005, **44**, 376.
- 78 M. Schnurch, M. Spina, A. F. Khan, M. D. Mihovilovic and P. Stanetty, Halogen dance reactions-A review, *Chem. Soc. Rev.*, 2007, **36**, 1046.
- 79 M. Schnürch, in *Halogenated Heterocycles: Synthesis, Application and Environment*, ed. J. Iskra, Springer Berlin Heidelberg, Berlin, Heidelberg, 2012, pp. 185.



- 80 W. Erb and F. Mongin, Halogen 'dance': a way to extend the boundaries of arene deprotonation, *Tetrahedron*, 2016, **72**, 4973.
- 81 G. Dayaker, A. Sreeshailam, F. Chevallier, T. Roisnel, P. Radha Krishna and F. Mongin, Deprotonative metallation of ferrocenes using mixed lithium–zinc and lithium–cadmium combinations, *Chem. Commun.*, 2010, **46**, 2862.
- 82 M. Tazi, W. Erb, Y. S. Halauko, O. A. Ivashkevich, V. E. Matulis, T. Roisnel, V. Dorcet and F. Mongin, From 2- to 3-Substituted Ferrocene Carboxamides or How to Apply Halogen "Dance" to the Ferrocene Series, *Organometallics*, 2017, **36**, 4770.
- 83 W. Erb and T. Roisnel, Asymmetric synthesis of hetero-1,2,3,4,5-pentasubstituted ferrocenes, *Chem. Commun.*, 2019, **55**, 9132.
- 84 M. Tazi, W. Erb, T. Roisnel, V. Dorcet, F. Mongin and P. J. Low, From ferrocene to fluorine-containing pentasubstituted derivatives and all points in-between; or, how to increase the available chemical space, *Org. Biomol. Chem.*, 2019, **27**, 9352.
- 85 T. Blockhaus, S. Bernhartzeder, W. Kempinger, C. Klein-Hefßling, S. Weigand and K. Sünkel, Evidence for "Halogen-Dance" and Ring-Exchange Reactions in Chloromethylthio-ferrocenes, *Eur. J. Org. Chem.*, 2020, 6576.
- 86 W. Erb, L. Kadari, K. Al-Mekhlafi, T. Roisnel, V. Dorcet, P. Radha Krishna and F. Mongin, Functionalization of 3-Iodo-*N,N*-Diisopropylferrocene-Carboxamide, a Pivotal Substrate to Open the Chemical Space to 1,3-Disubstituted Ferrocenes, *Adv. Synth. Catal.*, 2020, **362**, 832.
- 87 M. Wen, W. Erb, F. Mongin, Y. S. Halauko, O. A. Ivashkevich, V. E. Matulis and T. Roisnel, Synthesis of Polysubstituted Ferrocenesulfoxides, *Molecules*, 2022, **27**, 1798.
- 88 K. Okano, K. Sunahara, Y. Yamane, Y. Hayashi and A. Mori, One-Pot Halogen Dance/Negishi Coupling of Dibromothiophenes for Regiocontrolled Synthesis of Multiply Arylated Thiophenes, *Chem. – Eur. J.*, 2016, **22**, 16450.
- 89 K. Morii, Y. Yasuda, D. Morikawa, A. Mori and K. Okano, Total Synthesis of Lamellarins G, J, L, and Z Using One-Pot Halogen Dance/Negishi Coupling, *J. Org. Chem.*, 2021, **86**, 13388.
- 90 L. Kadari, T. Roisnel, W. Erb, P. R. Krishna and F. Mongin, Remote Deprotonation-Iodolysis of *N,N*-Diisopropyl-2-trimethylsilylferrocenecarboxamide: A New Route Toward 1,1'-Disubstituted Ferrocenes, *Synthesis*, 2020, 3153.
- 91 C. J. Richards, T. Damalidis, D. E. Hibbs and M. B. Hursthouse, Synthesis of 2-[2-(Diphenylphosphino)ferrocenyl]oxazoline Ligands, *Synlett*, 1995, 74.
- 92 E. J. Corey and D. J. Beames, Mixed cuprate reagents of type R_1R_2CuLi which allow selective group transfer, *J. Am. Chem. Soc.*, 1972, **94**, 7210.
- 93 D. Seebach and H. Neumann, Brom-Lithium-Austausch an Vinyl- und Aryl-bromiden mit tert-Butyllithium Zur Ringerweiterung über Dibromcarbenaddukte, *Chem. Ber.*, 1974, **107**, 847.
- 94 D. A. Shannon, C. Gu, C. J. McLaughlin, M. Kaiser, R. A. L. van der Hoorn and E. Weerapana, Sulfonyl Fluoride Analogues as Activity-Based Probes for Serine Proteases, *ChemBioChem*, 2012, **13**, 2327.
- 95 O. Fadeyi, M. D. Parikh, M. Z. Chen, R. E. Kyne Jr., A. P. Taylor, I. O'Doherty, S. E. Kaiser, S. Barbas, S. Niessen, M. Shi, S. L. Weinrich, J. C. Kath, L. H. Jones and R. P. Robinson, Chemoselective Preparation of Clickable Aryl Sulfonyl Fluoride Monomers: A Toolbox of Highly Functionalized Intermediates for Chemical Biology Probe Synthesis, *ChemBioChem*, 2016, **17**, 1925.
- 96 A. A. Filatov, V. N. Boiko and Y. L. Yagupolskii, Interaction of 2,4,6-tris(fluorosulfonyl)chlorobenzene with O-, N-, S-, C-nucleophiles and F-anion, *J. Fluorine Chem.*, 2012, **143**, 123.
- 97 K. A. Tolmachova, Y. S. Moroz, A. Konovets, M. O. Platonov, O. V. Vasylenko, P. Borysko, S. Zozulya, A. Gryniukova, A. V. Bogolubsky, S. Pipko, P. K. Mykhailiuk, V. S. Brovarets and O. O. Grygorenko, (Chlorosulfonyl)benzenesulfonyl Fluorides—Versatile Building Blocks for Combinatorial Chemistry: Design, Synthesis and Evaluation of a Covalent Inhibitor Library, *ACS Comb. Sci.*, 2018, **20**, 672.
- 98 L.-C. Han, P. A. Stanley, P. J. Wood, P. Sharma, A. I. Kuruppu, T. D. Bradshaw and J. E. Moses, Horner-Wadsworth-Emmons approach to piperlongumine analogues with potent anti-cancer activity, *Org. Biomol. Chem.*, 2016, **14**, 7585.
- 99 S. Park, H. Song, N. Ko, C. Kim, K. Kim and E. Lee, SuFEx in Metal–Organic Frameworks: Versatile Postsynthetic Modification Tool, *ACS Appl. Mater. Interfaces*, 2018, **10**, 33785.
- 100 A. J. van der Zouwen, J. Lohse, L. H. E. Wieske, K. F. Hohmann, R. van der Vlag and M. D. Witte, An in situ combinatorial methodology to synthesize and screen chemical probes, *Chem. Commun.*, 2019, **55**, 2050.
- 101 J. Koh, A. J. Greaves and J. P. Kim, Synthesis and spectral properties of alkali-clearable azo disperse dyes containing a fluorosulfonyl group, *Dyes Pigm.*, 2003, **56**, 69.
- 102 R. Cui, J. Ye, J. Li, W. Mo, Y. Gao and H. Chen, Construction of Bisindolines via Oxidative Coupling Cyclization, *Org. Lett.*, 2020, **22**, 116.
- 103 P. Dupau, R. Epple, A. A. Thomas, V. V. Fokin and K. B. Sharpless, Osmium-Catalyzed Dihydroxylation of Olefins in Acidic Media: Old Process, New Tricks, *Adv. Synth. Catal.*, 2002, **344**, 421.
- 104 T. S.-B. Lou and M. C. Willis, Arylsulfonyl fluoride boronic acids: Preparation and coupling reactivity, *Tetrahedron*, 2020, **76**, 130782.
- 105 N. D. Ball, in *Emerging Fluorinated Motifs*, ed. J.-A. Ma and D. Cahard, Wiley-VCH, 2020, vol. 2, pp. 621.
- 106 N. Miyaura, K. Yamada and A. Suzuki, A new stereospecific cross-coupling by the palladium-catalyzed reaction of 1-alkenylboranes with 1-alkenyl or 1-alkynyl halides, *Tetrahedron Lett.*, 1979, **20**, 3437.



- 107 N. Miyaoura and A. Suzuki, Palladium-Catalyzed Cross-Coupling Reactions of Organoboron Compounds, *Chem. Rev.*, 1995, **95**, 2457.
- 108 P. K. Chinthakindi, H. G. Kruger, T. Govender, T. Naicker and P. I. Arvidsson, On-Water Synthesis of Biaryl Sulfonyl Fluorides, *J. Org. Chem.*, 2016, **81**, 2618.
- 109 Y. Liu, D. Yu, Y. Guo, J.-C. Xiao, Q.-Y. Chen and C. Liu, Arenesulfonyl Fluoride Synthesis via Copper-Catalyzed Fluorosulfonylation of Arenediazonium Salts, *Org. Lett.*, 2020, **22**, 2281.
- 110 H. Mukherjee, N. Su, M. A. Belmonte, D. Hargreaves, J. Patel, S. Tentarelli, B. Aquila and N. P. Grimster, Discovery and optimization of covalent Bcl-xL antagonists, *Bioorg. Med. Chem. Lett.*, 2019, **29**, 126682.
- 111 A. Y. Cherepakha, K. O. Stepannikova, B. V. Vashchenko, M. V. Gorichko, A. A. Tolmachev and O. O. Grygorenko, Hetaryl Bromides Bearing the SO₂F Group – Versatile Substrates for Palladium-Catalyzed C–C Coupling Reactions, *Eur. J. Org. Chem.*, 2018, 6682.
- 112 T. E. Barder, S. D. Walker, J. R. Martinelli and S. L. Buchwald, Catalysts for Suzuki–Miyaura Coupling Processes: Scope and Studies of the Effect of Ligand Structure, *J. Am. Chem. Soc.*, 2005, **127**, 4685.
- 113 P. Chatelain, C. Muller, A. Sau, D. Brykczynska, M. Bahadori, C. N. Rowley and J. Moran, Desulfonative Suzuki–Miyaura Coupling of Sulfonyl Fluorides, *Angew. Chem., Int. Ed.*, 2021, **60**, 25307.
- 114 G. Zhang, C. Guan, Y. Zhao, H. Miao and C. Ding, ‘Awaken’ aryl sulfonyl fluoride: a new partner in the Suzuki–Miyaura coupling reaction, *New J. Chem.*, 2022, **46**, 3560.
- 115 K. Sonogashira, Y. Tohda and N. Hagihara, A convenient synthesis of acetylenes: catalytic substitutions of acetylenic hydrogen with bromoalkenes, iodoarenes and bromopyridines, *Tetrahedron Lett.*, 1975, **16**, 4467.
- 116 R. Chinchilla and C. Nájera, The Sonogashira Reaction: A Booming Methodology in Synthetic Organic Chemistry, *Chem. Rev.*, 2007, **107**, 874.
- 117 J. Tam, M. Henault, L. Li, Z. Wang, A. W. Partridge and R. A. Melnyk, An activity-based probe for high-throughput measurements of triacylglycerol lipases, *Anal. Biochem.*, 2011, **414**, 254.
- 118 M. S. Inkpen, A. J. P. White, T. Albrecht and N. J. Long, Rapid Sonogashira cross-coupling of iodoferrocenes and the unexpected cyclo-oligomerization of 4-ethynylphenylthioacetate, *Chem. Commun.*, 2013, **49**, 5663.
- 119 P. Srinivas, S. Prabhakar, F. Chevallier, E. Nassar, W. Erb, V. Dorcet, V. Jouikov, P. Radha Krishna and F. Mongin, Synthesis of ferrocene amides and esters from aminoferrocene and 2-substituted ferrocenecarboxylic acid and properties thereof, *New J. Chem.*, 2016, **40**, 9441.
- 120 B. Bildstein, M. Malaun, H. Kopacka, K. Wurst, M. Mitterböck, K.-H. Ongania, G. Opromolla and P. Zanello, *N,N'*-Diferrocenyl-*N*-heterocyclic Carbenes and Their Derivatives, *Organometallics*, 1999, **18**, 4325.
- 121 L. Kadari, W. Erb, T. Roisnel, P. Radha Krishna and F. Mongin, Iodoferrocene as a partner in *N*-arylation of amides, *New J. Chem.*, 2020, **44**, 15928.
- 122 L. Kadari, W. Erb, Y. S. Halauko, O. A. Ivashkevich, V. E. Matulis, D. Lyakhov, T. Roisnel, P. Radha Krishna and F. Mongin, On the *N*-Arylation of Acetamide Using 2-, 3- and 1'-Substituted Iodoferrocenes, *Eur. J. Inorg. Chem.*, 2021, **2021**, 377.
- 123 K. Abaid, W. Erb, M. Blot, T. Roisnel, F. Mongin and S. Touil, Ferrocenephosphonates: Copper-Promoted Synthesis and Further Functionalization, *Synthesis*, 2022, 2799.
- 124 P. Mukherjee, C. P. Woroch, L. Cleary, M. Rusznak, R. W. Franzese, M. R. Reese, J. W. Tucker, J. M. Humphrey, S. M. Etuk, S. C. Kwan, C. W. am Ende and N. D. Ball, Sulfonamide Synthesis via Calcium Triflimide Activation of Sulfonyl Fluorides, *Org. Lett.*, 2018, **20**, 3943.
- 125 S. Mahapatra, C. P. Woroch, T. W. Butler, S. N. Carneiro, S. C. Kwan, S. R. Khasnavis, J. Gu, J. K. Dutra, B. C. Vetelino, J. Bellenger, C. W. am Ende and N. D. Ball, SuFEx Activation with Ca(NTf₂)₂: A Unified Strategy to Access Sulfamides, Sulfamates, and Sulfonamides from S(VI) Fluorides, *Org. Lett.*, 2020, **22**, 4389.
- 126 M. Wei, D. Liang, X. Cao, W. Luo, G. Ma, Z. Liu and L. Li, A Broad-Spectrum Catalytic Amidation of Sulfonyl Fluorides and Fluorosulfates, *Angew. Chem., Int. Ed.*, 2021, **60**, 7397.
- 127 S. Zhang, H. Xiong, F. Lu, F. Ma, Y. Gu, P. Ma, H. Xu and G. Yang, Synthesis of *N*-Acyl Sulfamates from Fluorosulfonates and Potassium Trimethylsilyloxyl Imidates, *J. Org. Chem.*, 2019, **84**, 15380.
- 128 P. Gilles, C. Veryser, S. Vangrunderbeeck, S. Ceusters, L. Van Meervelt and W. M. De Borggraeve, Synthesis of *N*-Acyl Sulfamates from Fluorosulfates and Amides, *J. Org. Chem.*, 2019, **84**, 1070.
- 129 E. Hirsch, S. Hünig and H.-U. Reißig, Darstellung von Enolsulfonsäureestern aus Trimethylsilylenolethern—Synthetische Konsequenz eines bemerkenswerten Kationeneffekts, *Chem. Ber.*, 1982, **115**, 3687.
- 130 V. Gembus, F. Marsais and V. Levacher, An Efficient Organocatalyzed Interconversion of Silyl Ethers to Tosylates Using DBU and *p*-Toluenesulfonyl Fluoride, *Synlett*, 2008, 1463.
- 131 C. J. Smedley, J. A. Homer, T. L. Gialelis, A. S. Barrow, R. A. Koelln and J. E. Moses, Accelerated SuFEx Click Chemistry For Modular Synthesis, *Angew. Chem.*, 2022, **61**, e202112375.
- 132 W. Erb, V. Carré and T. Roisnel, HFIP-Promoted Substitution in the Ferrocene Series: Smooth Approach towards Original Catalysts, *Eur. J. Org. Chem.*, 2021, 5702.
- 133 Z. You, K. Higashida, T. Iwai and M. Sawamura, Phosphinylation of Non-activated Aryl Fluorides through Nucleophilic Aromatic Substitution at the Boundary of Concerted and Stepwise Mechanisms, *Angew. Chem., Int. Ed.*, 2021, **60**, 5778.



- 134 H. Fukuda, F. J. Frank and W. E. Truce, Synthesis of β -Disulfones from Sulfonyl Fluorides and Organometallic Compounds, *J. Org. Chem.*, 1963, **28**, 1420.
- 135 A. I. Khodair, A. A. Abdel-Wahab and A. M. El-Khawaga, Synthesis of Sulphones from Sulphonyl Fluorides and Organometallic Compounds, *Z. Naturforsch., B*, 1978, **33**, 403.
- 136 L. L. Frye, E. L. Sullivan, K. P. Cusack and J. M. Funaro, Sulfonylation of organometallic reagents with arenesulfonyl fluorides: a simple one-step synthesis of sulfones, *J. Org. Chem.*, 1992, **57**, 697.
- 137 J. A. Hyatt and A. W. White, Synthesis of Aryl Alkyl and Aryl Vinyl Sulfones via Friedel-Crafts Reactions of Sulfonyl Fluorides, *Synthesis*, 1984, 214.
- 138 H.-L. Qin, Q. Zheng, G. A. L. Bare, P. Wu and K. B. Sharpless, A Heck-Matsuda Process for the Synthesis of β -Arylethenesulfonyl Fluorides: Selectively Addressable Bis-electrophiles for SuFEx Click Chemistry, *Angew. Chem., Int. Ed.*, 2016, **55**, 14155.
- 139 X.-Y. Chen, Y. Wu, J. Zhou, P. Wang and J.-Q. Yu, Synthesis of β -Arylethenesulfonyl Fluoride via Pd-Catalyzed Nondirected C-H Alkenylation, *Org. Lett.*, 2019, **21**, 1426.
- 140 A. Gref, P. Diter, D. Guillaneux and H. B. Kagan, Electrochemical behavior of various sulfur and phosphorus derivatives of ferrocene, *New J. Chem.*, 1997, **21**, 1353.
- 141 W. E. Britton, R. Kashyap, M. El-Hashash, M. El-Kady and M. Herberhold, The anomalous electrochemistry of the ferrocenylamines, *Organometallics*, 1986, **5**, 1029.
- 142 M. Toma, T. Kuvek and V. Vrček, Ionization Energy and Reduction Potential in Ferrocene Derivatives: Comparison of Hybrid and Pure DFT Functionals, *J. Phys. Chem. A*, 2020, **124**, 8029.
- 143 D. A. Khobragade, S. G. Mahamulkar, L. Pospíšil, I. Císařová, L. Rulišek and U. Jahn, Acceptor-Substituted Ferrocenium Salts as Strong, Single-Electron Oxidants: Synthesis, Electrochemistry, Theoretical Investigations, and Initial Synthetic Application, *Chem. – Eur. J.*, 2012, **18**, 12267.
- 144 W. F. Little, C. N. Reilley, J. D. Johnson and A. P. Sanders, Chronopotentiometric Studies of Ferrocene Derivatives. II. Directly Substituted Ferrocenes, *J. Am. Chem. Soc.*, 1964, **86**, 1382.
- 145 A. Paul, R. Borrelli, H. Bouyanfif, S. Gottis and F. Sauvage, Tunable Redox Potential, Optical Properties, and Enhanced Stability of Modified Ferrocene-Based Complexes, *ACS Omega*, 2019, **4**, 14780.
- 146 D. M. Evans, D. D. Hughes, P. J. Murphy, P. N. Horton, S. J. Coles, F. F. de Biani, M. Corsini and I. R. Butler, Synthetic Route to 1,1',2,2'-Tetraiodoferrocene That Avoids Isomerization and the Electrochemistry of Some Tetrahaloferrocenes, *Organometallics*, 2021, **40**, 2496.
- 147 S. M. Rupf, I. S. Dimitrova, G. Schröder and M. Malischewski, Preparation and One-Electron Oxidation of Decabromoferrocene, *Organometallics*, 2022, **41**, 1261.
- 148 S. D. Waniek, J. Klett, C. Förster and K. Heinze, Polysubstituted ferrocenes as tunable redox mediators, *Beilstein J. Org. Chem.*, 2018, **14**, 1004.
- 149 G. L. K. Hoh, W. E. McEwen and J. Kleinberg, Substituent Effects in the Chronopotentiometric Oxidation of Ferrocenes, *J. Am. Chem. Soc.*, 1961, **83**, 3949.
- 150 O. J. Curnow, G. M. Fern, S. Klaib, U. Böhme, H. Lang and R. Holze, Structure-molecular orbital energy correlations in Me_3Si -substituted bis(indenyl)iron complexes evidenced with UV-vis spectroscopy and cyclic voltammetry, *J. Electroanal. Chem.*, 2005, **585**, 167.
- 151 M. S. Inkpen, S. Du, M. Hildebrand, A. J. P. White, N. M. Harrison, T. Albrecht and N. J. Long, The Unusual Redox Properties of Fluoroferrocenes Revealed through a Comprehensive Study of the Haloferrocenes, *Organometallics*, 2015, **34**, 5461.
- 152 Ž. Petrovski, M. R. P. Norton de Matos, S. S. Braga, C. C. L. Pereira, M. L. Matos, I. S. Gonçalves, M. Pillinger, P. M. Alves and C. C. Romão, Synthesis, characterization and antitumor activity of 1,2-disubstituted ferrocenes and cyclodextrin inclusion complexes, *J. Organomet. Chem.*, 2008, **693**, 675.
- 153 K. N. Brown, P. T. Gulyas, P. A. Lay, N. S. McAlpine, A. F. Masters and L. Phillips, Electrochemistry of chlorinated ferrocenes: stability of chlorinated ferrocenium ions, *J. Chem. Soc., Dalton Trans.*, 1993, 835.
- 154 W. Erb, N. Richy, J.-P. Hurvois, P. J. Low and F. Mongin, From ferrocene to 1,2,3,4,5-pentafluoriferrocene: halogen effect on the properties of metallocene, *Dalton Trans.*, 2021, **50**, 16933.
- 155 A. Hildebrandt, K. Al Khalyfeh, D. Schaarschmidt and M. Korb, Multi-functionalized ferrocenes: –Synthesis and characterization –, *J. Organomet. Chem.*, 2016, **804**, 87.
- 156 R. Gleiter, G. Haberhauer, D. B. Werz, F. Rominger and C. Bleiholder, From Noncovalent Chalcogen-Chalcogen Interactions to Supramolecular Aggregates: Experiments and Calculations, *Chem. Rev.*, 2018, **118**, 2010.
- 157 X. Zhang, Z. Gong, J. Li and T. Lu, Intermolecular Sulfur...Oxygen Interactions: Theoretical and Statistical Investigations, *J. Chem. Inf. Model.*, 2015, **55**, 2138.
- 158 A. Bondi, van der Waals Volumes and Radii, *J. Phys. Chem.*, 1964, **68**, 441.
- 159 M. R. Koebel, A. Cooper, G. Schmadeke, S. Jeon, M. Narayan and S. Sirimulla, S...O and S...N Sulfur Bonding Interactions in Protein-Ligand Complexes: Empirical Considerations and Scoring Function, *J. Chem. Inf. Model.*, 2016, **56**, 2298.
- 160 S. Kumar, H. B. Singh and G. Wolmershäuser, Protection against Peroxynitrite-Mediated Nitration Reaction by Intramolecularly Coordinated Diorganoselenides, *Organometallics*, 2006, **25**, 382.
- 161 L. Bernardi, B. F. Bonini, E. Capitò, G. Dessole, C. Femoni, M. Fochi, M. Comes-Franchini, A. Mincio and A. Ricci, Diastereoselective additions of organometallic



- reagents to (S_{FC})-2-*p*-tolylsulfanylferrocene carboxyaldehyde and to (S_{FC})-2-*p*-tolylsulfanyl ferrocenyl imines. Synthesis of new central and planar chiral ferrocenyl alcohols and amines, *ARKIVOC*, 2003, **2004**, 72.
- 162 E. P. Sánchez-Rodríguez, F. Hochberger-Roa, R. Corona-Sánchez, J. E. Barquera-Lozada, R. A. Toscano, M. Urrutigoity, M. Gouygou, M. C. Ortega-Alfaro and J. G. López-Cortés, Chiral bidentate [N,S]-ferrocene ligands based on a thiazoline framework. Synthesis and use in palladium-catalyzed asymmetric allylic alkylation, *Dalton Trans.*, 2017, **46**, 1510.
 - 163 T. Blockhaus, C. Klein-Heßling, P. M. Zehetmaier, F. L. Zott, H. Jangra, K. Karaghiosoff and K. Sünkel, Ferrocenes with a Persulfurated Cyclopentadienyl Ring: Synthesis, Structural Studies, and Optoelectronic Properties, *Chem. – Eur. J.*, 2019, **25**, 12684.
 - 164 G. Cavallo, P. Metrangolo, R. Milani, T. Pilati, A. Priimagi, G. Resnati and G. Terraneo, The Halogen Bond, *Chem. Rev.*, 2016, **116**, 2478.
 - 165 C. Präsang, A. C. Whitwood and D. W. Bruce, Halogen-Bonded Cocrystals of 4-(*N,N*-Dimethylamino)pyridine with Fluorinated Iodobenzenes, *Cryst. Growth Des.*, 2009, **9**, 5319.
 - 166 K. Raatikainen, M. Cametti and K. Rissanen, The subtle balance of weak supramolecular interactions: The hierarchy of halogen and hydrogen bonds in haloanilinium and halopyridinium salts, *Beilstein J. Org. Chem.*, 2010, **6**, 4.
 - 167 V. Mamane, P. Peluso, E. Aubert, R. Weiss, E. Wenger, S. Cossu and P. Pale, Disubstituted Ferrocenyl Iodo- and Chalcogenoalkynes as Chiral Halogen and Chalcogen Bond Donors, *Organometallics*, 2020, **39**, 3936.
 - 168 H. R. Khavasi, M. Hosseini, A. A. Tehrani and S. Naderi, Strengthening N...X halogen bonding via nitrogen substitution in the aromatic framework of halogen-substituted arylpyrazinamides, *CrystEngComm*, 2014, **16**, 4546.
 - 169 L. A. Hardegger, B. Kuhn, B. Spinnler, L. Anselm, R. Ecabert, M. Stihle, B. Gsell, R. Thoma, J. Diez, J. Benz, J.-M. Plancher, G. Hartmann, D. W. Banner, W. Haap and F. Diederich, Systematic Investigation of Halogen Bonding in Protein–Ligand Interactions, *Angew. Chem., Int. Ed.*, 2011, **50**, 314.
 - 170 E. Bartashevich, S. Mukhitdinova, I. Yushina and V. Tsirelson, Electronic criterion for categorizing the chalcogen and halogen bonds: sulfur-iodine interactions in crystals, *Acta Crystallogr., Sect. B: Struct. Sci.*, 2019, **75**, 117.

