



HAL
open science

Mechanisms underlying gravitropic and autotropic recovery in poplar

Alexandre Caulus, Mélanie Decourteix, Eric Badel, Nicole Brunel-Michac,
Stéphane Ploquin, Félix Hartmann, Bruno Moulia

► **To cite this version:**

Alexandre Caulus, Mélanie Decourteix, Eric Badel, Nicole Brunel-Michac, Stéphane Ploquin, et al.. Mechanisms underlying gravitropic and autotropic recovery in poplar. 10th International Plant BioMechanics Conference, Aug 2022, Lyon, France. <10.1126/science.abc686>. <hal-03826193>

HAL Id: hal-03826193

<https://hal.science/hal-03826193v1>

Submitted on 24 Oct 2022

HAL is a multi-disciplinary open access archive for the deposit and dissemination of scientific research documents, whether they are published or not. The documents may come from teaching and research institutions in France or abroad, or from public or private research centers.

L'archive ouverte pluridisciplinaire **HAL**, est destinée au dépôt et à la diffusion de documents scientifiques de niveau recherche, publiés ou non, émanant des établissements d'enseignement et de recherche français ou étrangers, des laboratoires publics ou privés.



HAL Authorization

Caulus A., Decourteix M., Badel E., Brunel-Michac N., Ploquin S., Hartmann F., Moulia B. (1)

1. UMR PIAF (Physics and Integrative Physiology of the tree in a changing environment), INRAE & Clermont Auvergne University, 63170 Aubière CEDEX, France

Introduction

Lodging is a major problem for herbaceous crops and young woody plants, causing significant yield losses. With climate change, the risk of severe storms during the growing season will increase. The risk of lodging will then be even greater.

Resilience is one of the strategies evolved by plants to cope with this problem. Resilience is the ability of plants to recover their structures and functions back to their reference states after disturbance. Resilience to lodging involves active movements called tropisms, *i.e.* a redirection of organs in the direction of or opposite to the physical stimuli. Our study focuses on gravitropism and autotropism. A fine-tuned combination of these two tropisms is required for the postural control of plants.

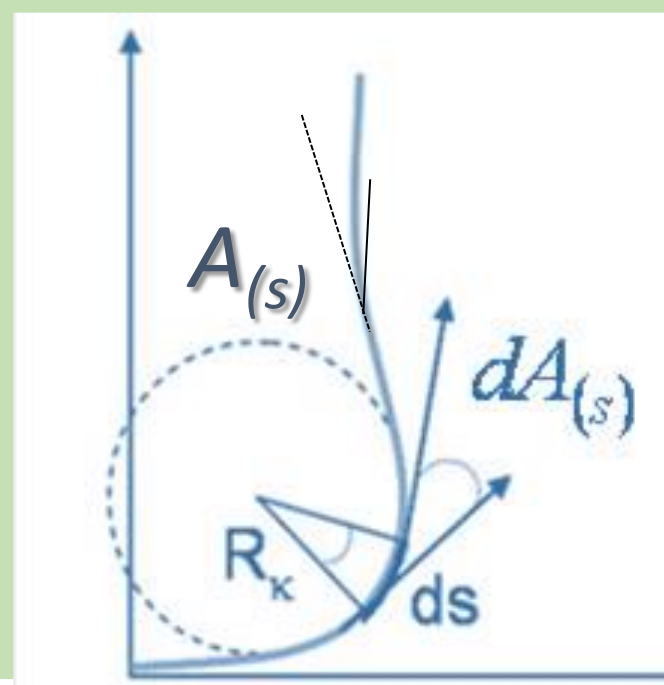
This relies on two perceptive abilities: i) graviperception (more exactly gravi-cline perception) for the perception of orientation with respect to gravity and ii) proprioception for the perception by the plant of its own curvature. Under the control of these perceptions, the plants activate motors that carry out movements. These motors can be differential elongation in primary growing zone and tension wood formation in secondary growing zone.

To understand resilience to lodging, we therefore study the graviperceptive and proprioceptive sensitivities (with a greater focus on the latter, less well known), and the motors of the movements related to these tropisms. In particular, we test the relevance of a universal model of postural control called the AC model (Moulia et al. 2021).

Materials and Methods

Model-assisted phenotyping : AC model :

posture controlled by the perception of the inclination A with respect to gravity (graviperception) and the perception of curvature C (proprioception) :



$$\frac{\partial C}{\partial t}(s, t) = -\beta A(s, t) - \gamma C(s, t)$$


s = spatial coordinate (curvilinear abscissa)
 β = graviperceptive sensitivity
 γ = proprioceptive sensitivity

Methods:

- 1- Study the curving and straightening movements
- 2- Quantify the graviperceptive and proprioceptive sensitivities
- 3- Correlate these stem movements with anatomical changes involved in the motor activity at precise times and position

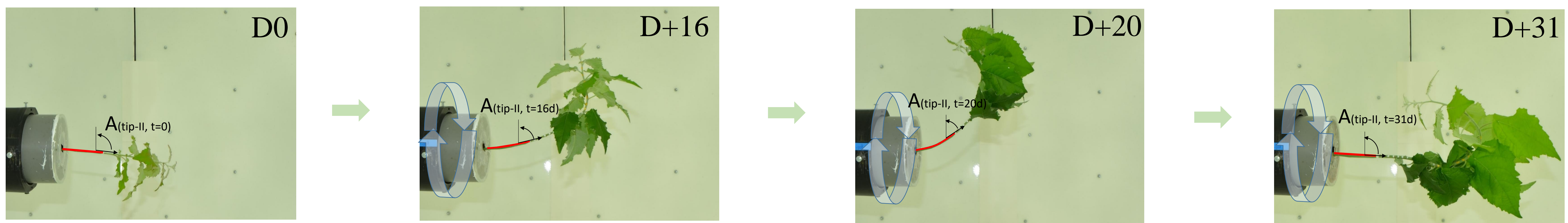
An original Experimental device

- Isotropic lighting
 ⇒ No phototropism
 - Clinostat (slow Rotation)
 • ⇒ Suspends graviperception
- ⇒ Dissociate graviperception / proprioception



- ⇒ Kinematics motion by image analysis
- ⇒ estimation of sensitivity parameters
- ⇒ Interekt software (Hartmann et al 2022)
- ⇒ Anatomical and cytological analyses of tension wood

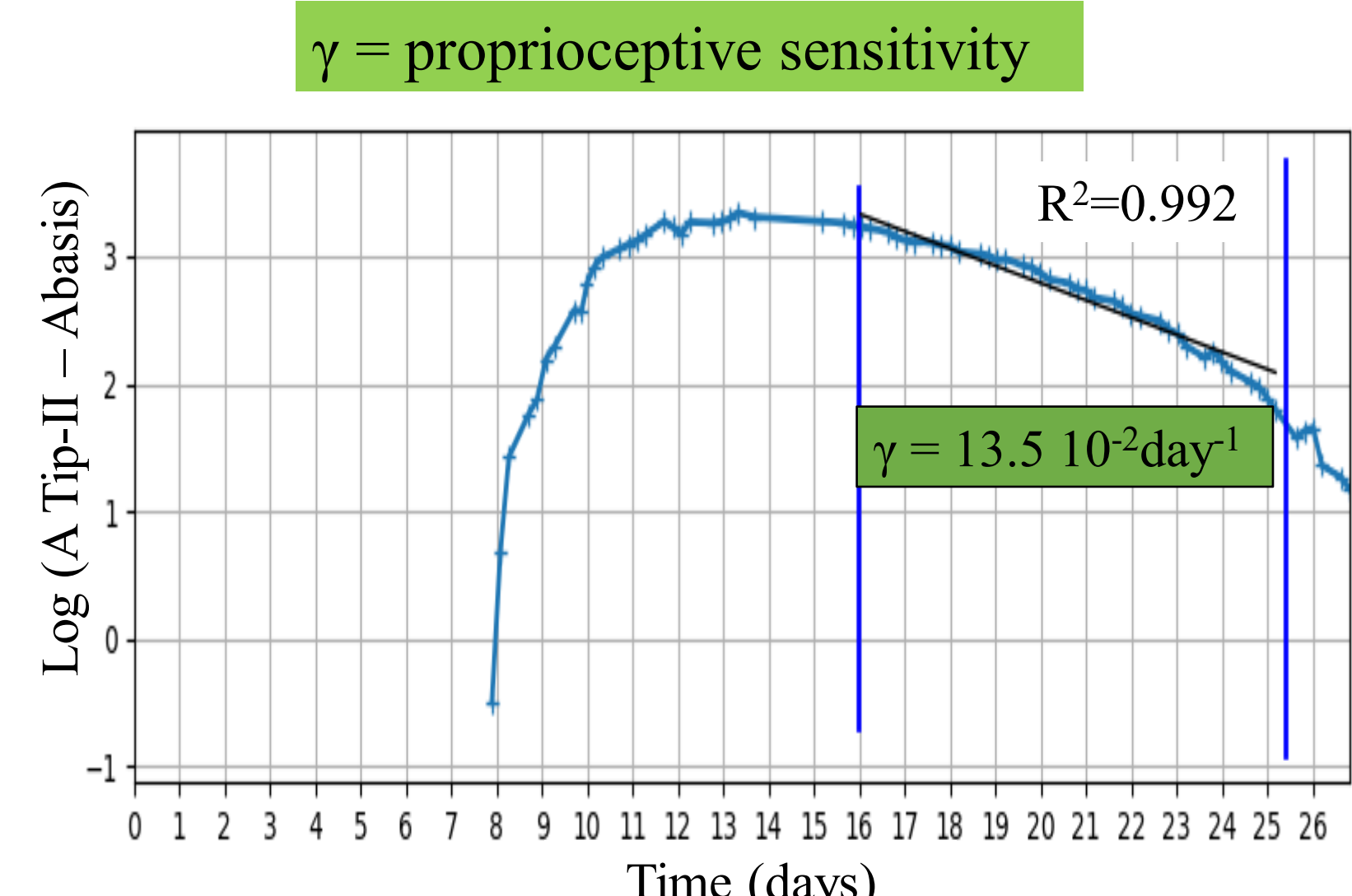
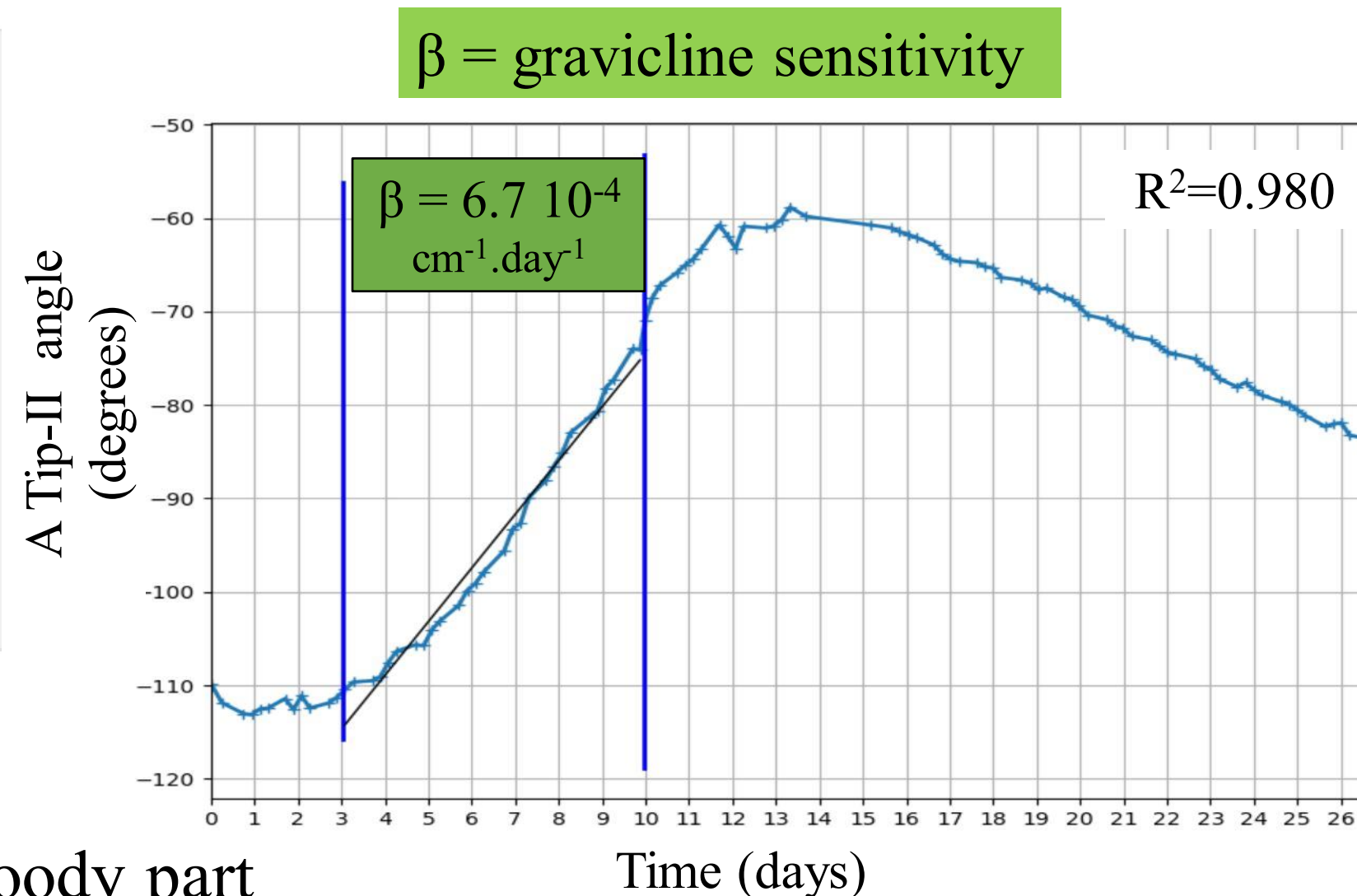
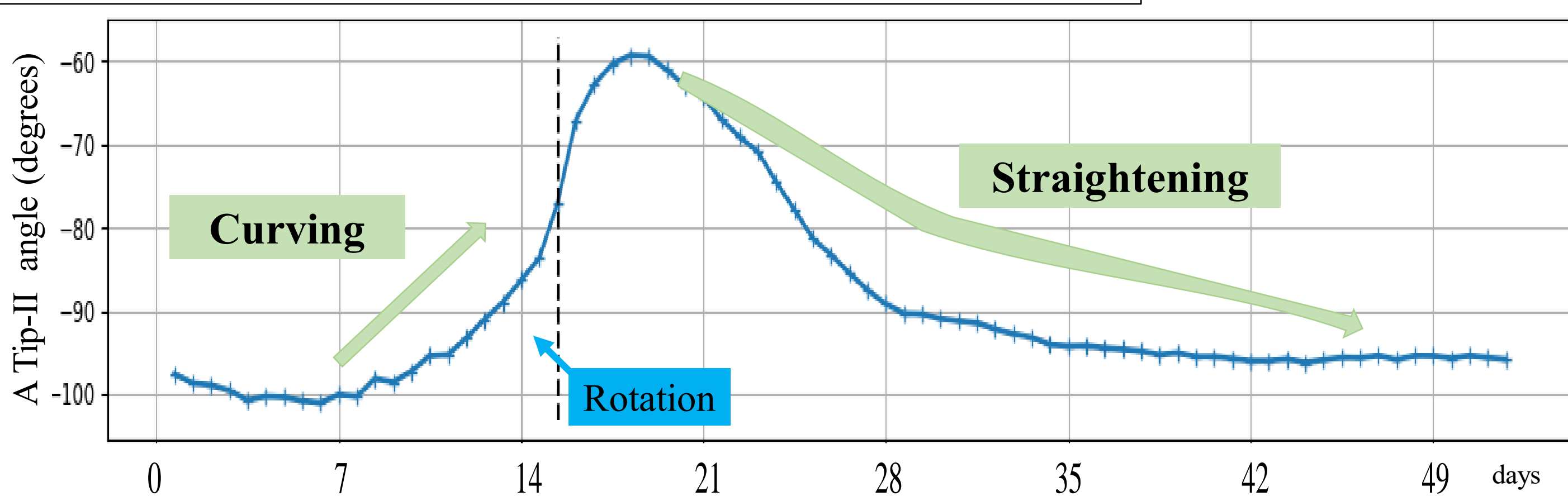
Part I: Kinematics on time-lapse pictures



- Allows to have a sampling scheme (choice of the zones to be taken) for the anatomical/cytological/hormonal studies

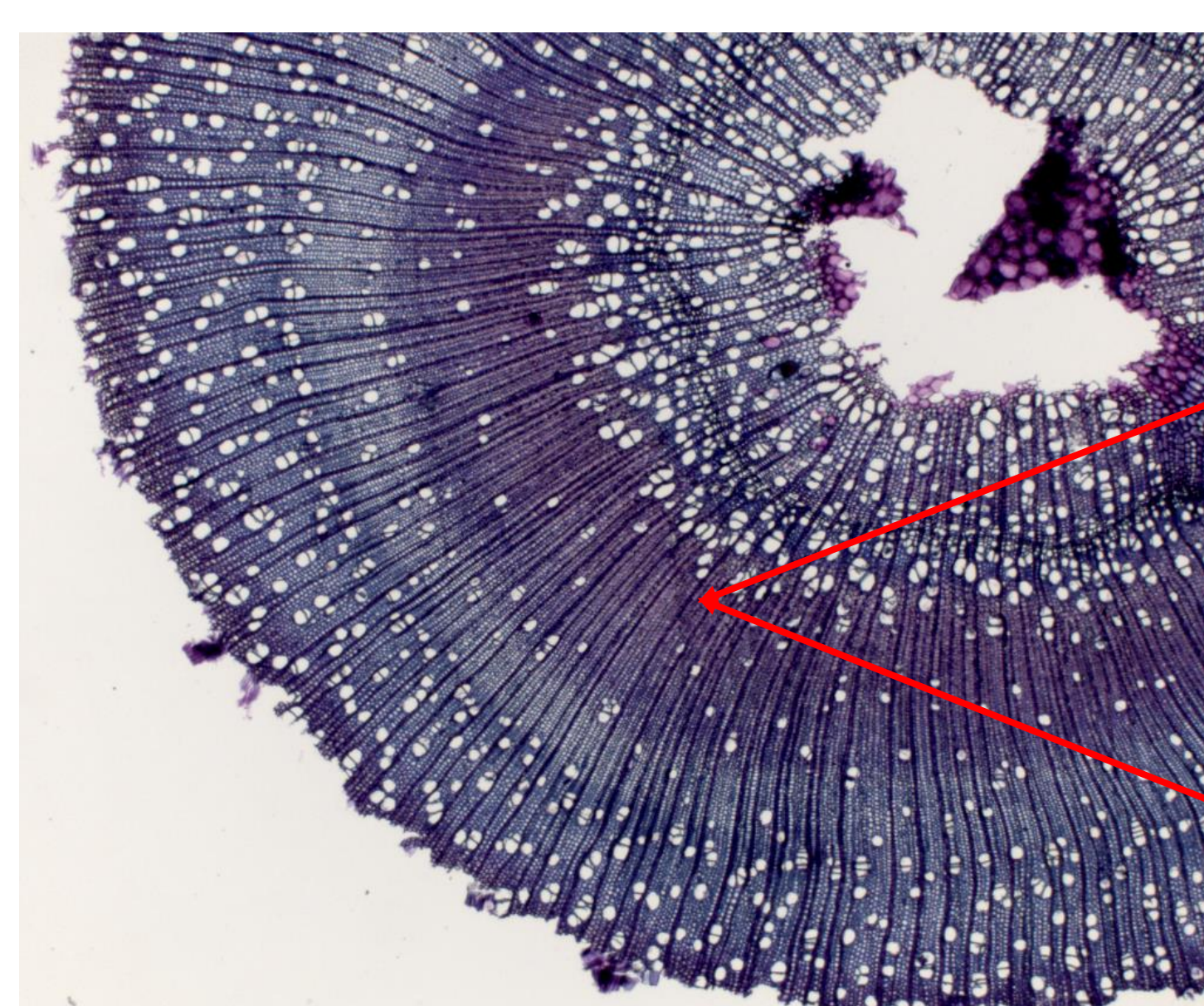
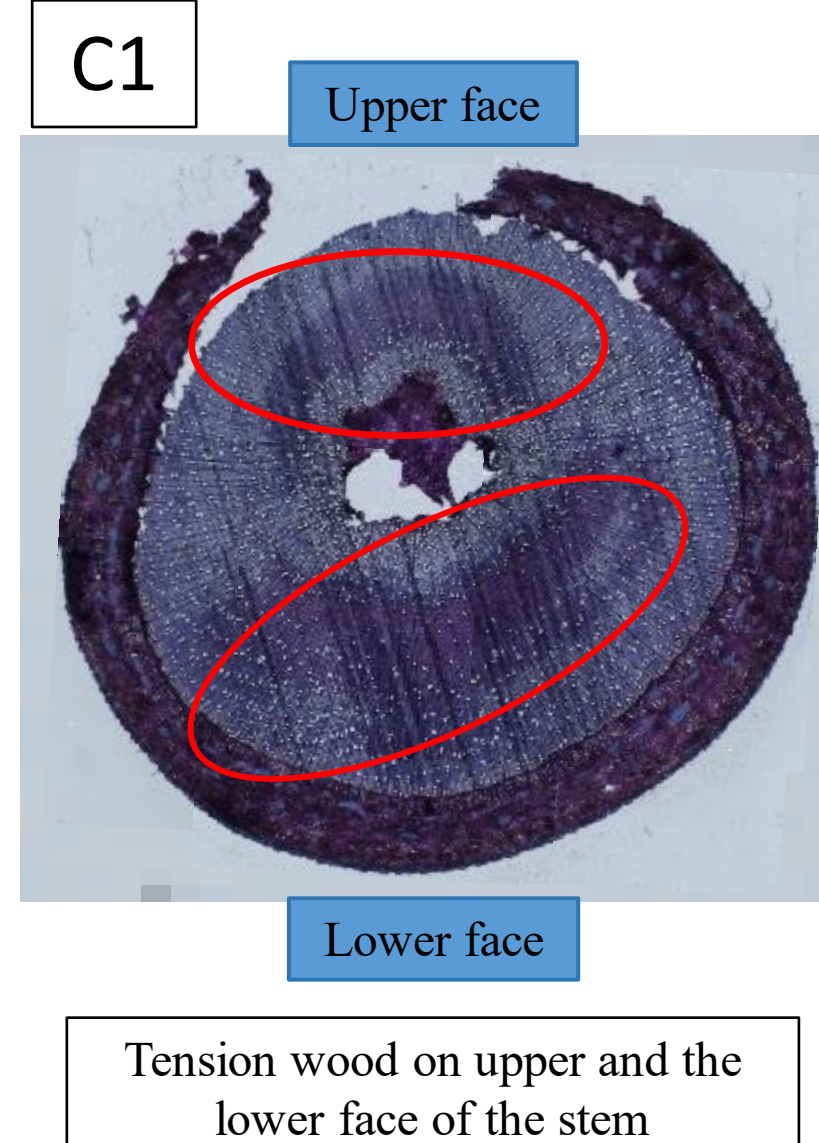

Results

Part II: Sensitivity and motion control

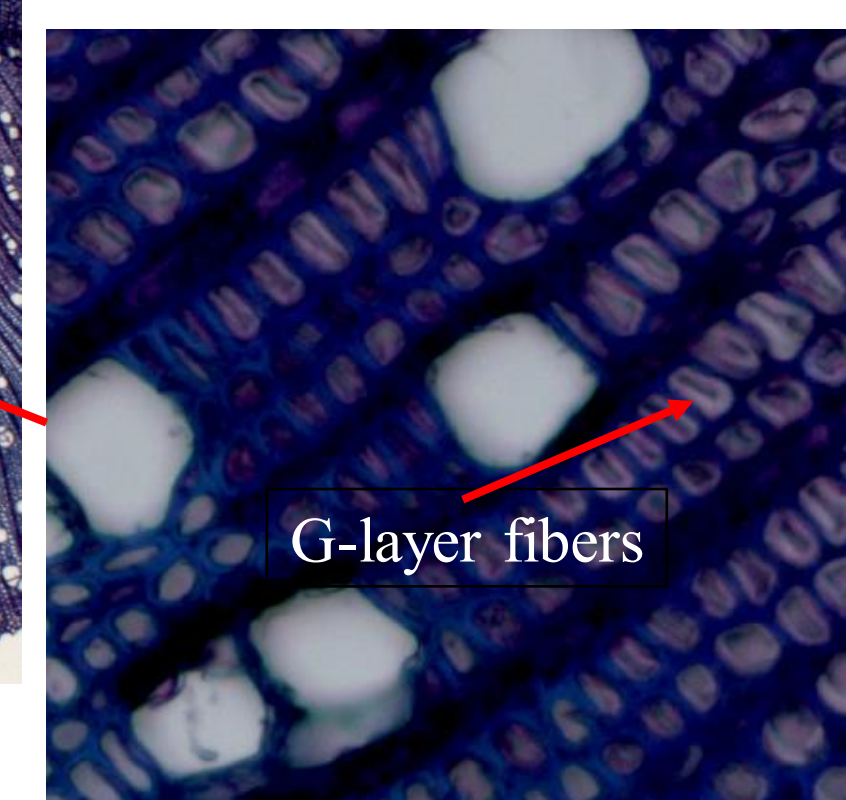


- Validated method used to track plant movements. AC model validated for the woody part
- Possibility to measure graviperceptive and proprioceptive sensitivities

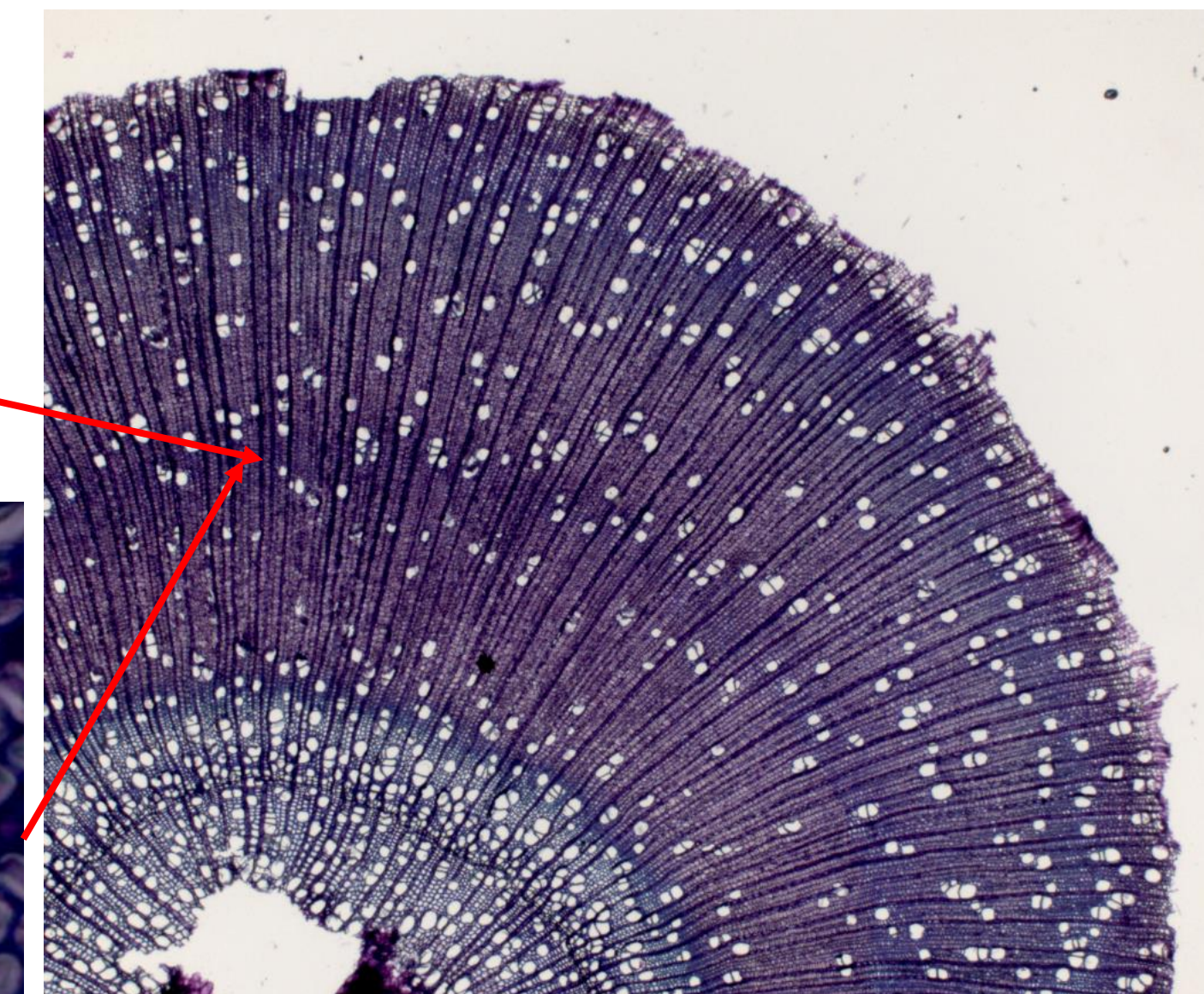
Part III: Motricity (Movement motors)



Tension Wood



G-layer fibers



- In the woody zone: Formation of tension wood for curving and straightening movements

Conclusion (up to now)

- Graviperceptive and proprioceptive sensitivities can be measured in woody stems
- Tension wood : a movement motor linked to gravitropism and autotropism : the proprioception of stem curvature also controls the differentiation of tension wood