



HAL
open science

Thermal Degradation of Fluorosilicone Elastomers

Emmanuel Richaud, Leticia Christina Pires Gonçalves, Sébastien Roland, Laurianne Truffault, Lucien Laiarinandrasana, Alice Corfa, Julien Pinaud, Sylvain Caillol, Vincent Ladmiral, Christophe Beauvais

► To cite this version:

Emmanuel Richaud, Leticia Christina Pires Gonçalves, Sébastien Roland, Laurianne Truffault, Lucien Laiarinandrasana, et al.. Thermal Degradation of Fluorosilicone Elastomers. 10th International Conference on “Times of Polymers (TOP) & Composites”, Università degli Studi della Campania Luigi Vanvitelli; Università Federico II and CRdC, Sep 2021, Ischia, Italy. pp.2100220, 10.1002/masy.202100220 . hal-03825121v1

HAL Id: hal-03825121

<https://hal.science/hal-03825121v1>

Submitted on 21 Apr 2023 (v1), last revised 21 Oct 2022 (v2)

HAL is a multi-disciplinary open access archive for the deposit and dissemination of scientific research documents, whether they are published or not. The documents may come from teaching and research institutions in France or abroad, or from public or private research centers.

L'archive ouverte pluridisciplinaire **HAL**, est destinée au dépôt et à la diffusion de documents scientifiques de niveau recherche, publiés ou non, émanant des établissements d'enseignement et de recherche français ou étrangers, des laboratoires publics ou privés.



Distributed under a Creative Commons Attribution 4.0 International License



Thermal Degradation of Fluorosilicone Elastomers

Emmanuel Richaud,* Leticia Pires, Sébastien Roland, Laurianne Truffault, Lucien Laiarinandrasana, Alice Corfa, Julien Pinaud, Sylvain Caillol, Vincent Ladmiral, and Christophe Beauvais

This paper explores the structure-relationships involved in the degradation of fluorosilicones (FVMQs). For that purpose, FVMQs are thermally aged at 280 °C under various atmospheres (nitrogen, atmospheric air, pure oxygen). It seems that FVMQs undergo a strong mass loss irrespectively of the atmosphere. Under nitrogen, a chain scission (unzipping) mechanism is suspected whereas under air, a crosslinking mechanisms leads to an increase in tensile modulus. A degradation mechanism is proposed as a basis for lifetime prediction.

as aeronautics or defense where high and long lasting performances are required (i.e., in fluid sealing, compression resistance, or stability to chemicals). Scientific literature mainly deals with their synthesis and the (relatively) wide range of structures and properties which can be improved by using comonomers.^[5,6] Their mechanisms of degradation have been much less studied than that of other elastomers and assessment of their lifetime from predictive approaches such as Arrhenius extrapolations^[7] is poorly reliable.

The aim of the present work is thus to address a multiscale study of FVMQs thermal degradation as a preliminary step in order to identify some trackers of ageing and, in a close future, to establish the structure relationships involved in their ageing-induced failure.

1. Introduction

Fluorosilicone rubbers (FVMQs) are known for their high performances in harsh environment, because of their high resistance to non-polar solvents, mineral oils, fuels compared to non-fluorinated silicones,^[1,2] and good level of gas permeability. However, they present a lower resistance to moderately polar solvents (esters, ketones...) and a lower thermal stability compared to silicones.^[3] Due to their relatively high cost compared to other rubbers,^[4] they are usually employed in industrial domains such

2. Experimental Section

FVMQ (Figure 1) supplied as a crude rubber, was cured using a dicumyl peroxide in a Gibitre press (170 °C—4 min) so as to get 150 μm thin films. Vinyl group content of the crude rubber was found close to 1.8% by ¹H NMR corresponding to a double bond concentration of about 0.12 mol kg⁻¹. DCP concentration was about half the concentration of double bond. Since each DCP decomposes into two radicals, it can be assumed that each double bond was reacted after curing. Number and weight average molar mass (in PS equivalent) of the crude rubber were found close to 300 and 740 kg mol⁻¹ respectively.

Films were thermally aged in oven at 280 °C. Complementary experiments of ageing under pure oxygen or pure nitrogen were performed in a TGA cell (Q50 apparatus—TA Instruments).

Samples with various ageing times were characterized by tensile tests to plot the engineering stress–strain curves and to derive the evolution of the initial Young's modulus with respect to the ageing time. H4 dogbones samples were punched from plates prior to ageing. Tensile tests were conducted in standard conditions (20 °C, 50% HR) at a 20 mm min⁻¹ elongation rate using an Instron 5966 tensile machine. Elastic modulus was determined in the 0–5% deformation region.

In situ isothermal ageing experiments at 280 °C were performed using TGA (Q500—TA Instruments) under 100% O₂ or 100% N₂ supplied by a 50 mL min⁻¹ gas flow (samples being previously heated from room temperature to 280 °C under nitrogen at a 20 °C min⁻¹).

E. Richaud, L. Pires, S. Roland, L. Truffault
Laboratoire PIMM
Arts et Metiers Institute of Technology
CNRS
CNAM
HESAM Université
Paris F-75013, France
E-mail: emmanuel.richaud@ensam.eu

L. Laiarinandrasana
MINES ParisTech
Centre des Matériaux
PSL Research University
CNRS UMR 7633
BP 87, Evry 91003, France

A. Corfa, J. Pinaud, S. Caillol, V. Ladmiral
ICGM
Univ Montpellier
CNRS
ENSCM
Montpellier, France
C. Beauvais
ITC Elastomères
33 route de Pithiviers, Angerville 91670, France

The ORCID identification number(s) for the author(s) of this article can be found under <https://doi.org/10.1002/masy.202100220>

DOI: 10.1002/masy.202100220

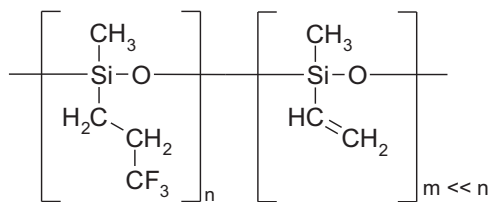


Figure 1. Possible structure of FVMQ under study (NB: a dimethyl siloxane comonomers is also present with a low concentration—around 10%—and its effect will be neglected in the following in a first approach).

Characterization at the molecular scale was performed by FTIR in transmission mode: spectra were obtained by averaging 16 spectra obtained at a 4 cm^{-1} minimal resolution using a Frontier 100 apparatus (Perkin Elmer). Elemental analyses were subcontracted at Institut des Sciences Analytiques (Lyon, France) and Crealins (Lyon, France).

3. Results

The engineering stress–strain curves of thin films after several ageing durations is given in **Figure 2**, where F is the load, S_0 is the initial cross section area, ΔL is the applied displacement and L_0 is the gauge length. Nonlinear profile typically encountered for elastomers is observed (Figure 2a.) The initial Young's moduli (E_0) were then determined and plotted with respect to the ageing duration (Figure 2b). Young's modulus is increasing with the duration of ageing time. The ageing continuously stiffens the FVMQ material.

It seemed to be interesting to investigate the mechanisms responsible for those architectural changes. For that purpose, TGA experiments were performed either under 100% O_2 or 100% N_2 atmosphere, in order to enhance the specific effects of each associated mechanism (either thermal ageing with possibly unzipping, or pure oxidation) (**Figure 3**):

- The existence of a mass loss even under nitrogen suggests the existence of an unzipping process.
- Under oxygen, kinetics of mass loss are relatively different: at shorter times, residual mass under oxygen is higher than un-

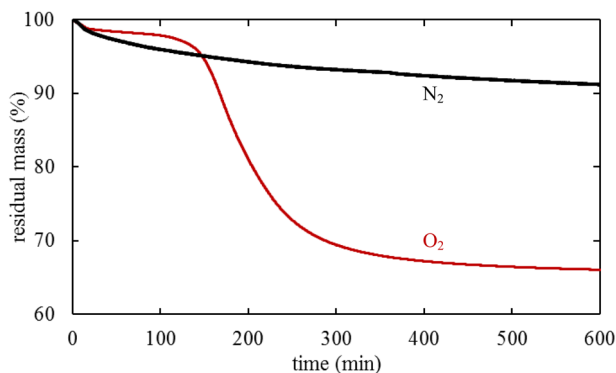


Figure 3. In situ ageing experiments monitored by TGA under N_2 or O_2 .

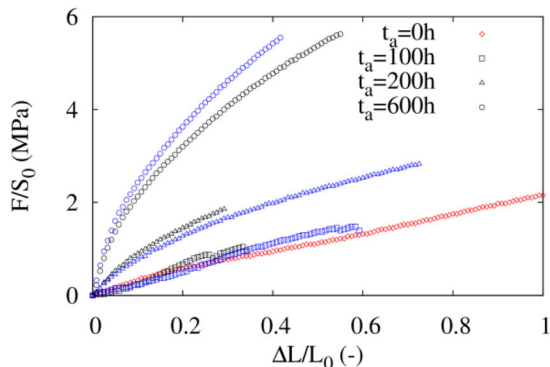
der nitrogen, suggesting that oxygenated species accumulate in the FVMQ matrix and display a certain stability even at $280\text{ }^\circ\text{C}$. At longer time, the sudden drop of mass suggests that those species decompose and generate volatile byproducts. Their nature remains to be determined.

FTIR spectroscopy was used to highlight the structural changes. Spectra were recorded after several ageing durations under air (**Figure 4**). Contrarily to the case of many other polymers, there is no evidence of carbonyl species remaining in the polymer matrix after ageing, possibly because they evaporate as seen above. Interestingly, the decrease of C–H absorbance is observed and occurs simultaneously with mass loss.

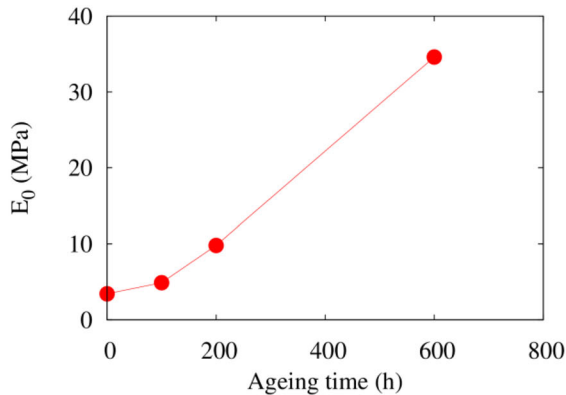
To better understand the chemical mechanisms involved in the thermal degradation of FVMQs, elemental analyses were carried out for samples aged either under air or under nitrogen (**Table 1**).

Those results call for the following comments:

- at first, for unaged samples, H and Si contents are in good agreement with the theoretical structure given in Figure 1. C content is lower than expected (ca. 30–31%).
- Under air, the content in Silicon increases whereas it stays closer to initial value for ageing under nitrogen.



(a)



(b)

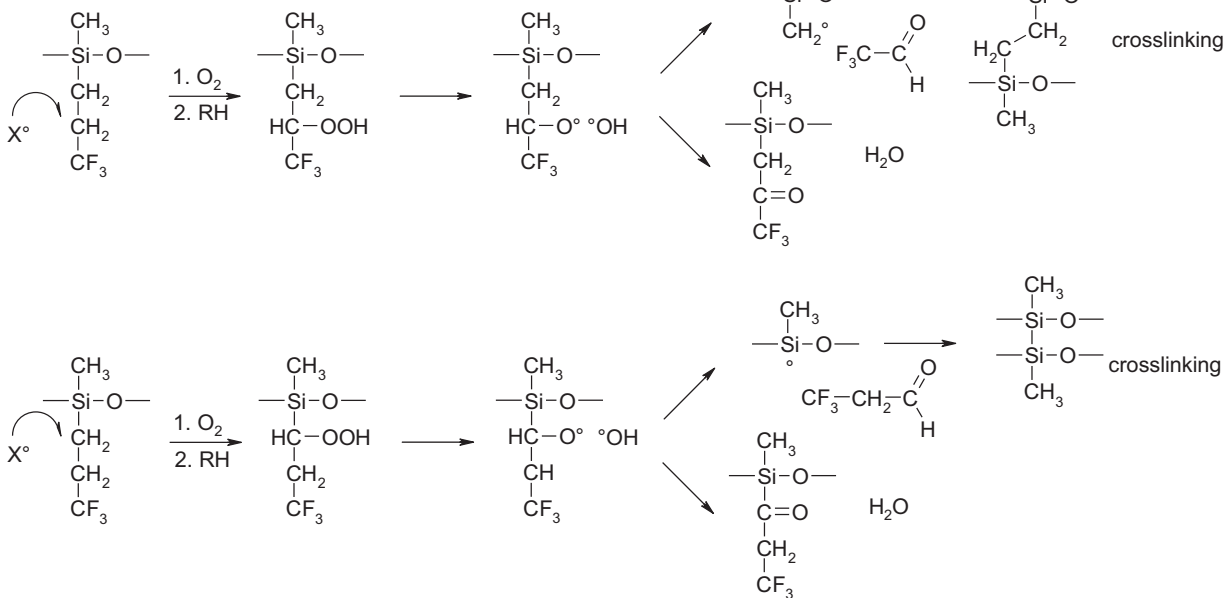
Figure 2. Experimental results for FVMQs aged at $280\text{ }^\circ\text{C}$ under air: Engineering stress–strain curves a) and evolution of the initial Young's modulus E_0 with respect to the ageing time b).

- Reversely, C and H contents decrease under air whereas the values would remain closer to the value observed for unaged sample. Despite the incertitude on carbon content (see above), it can be noted that the ratio between C and H contents remains about six for all ageing under air, suggesting that the mechanisms responsible for the loss of these elements must be strongly linked.

4. Discussion

According to experimental results, it seems that:

- under air, samples undergo a degradation mechanism leading to volatile release together with crosslinking. According to Table 1, the volatiles would be constituted of hydrocarbonated groups, consistently with the observed correlation between mass loss and depletion of absorbance relative to C–H groups. A proposal of degradation mechanism is given below. This hypothesis would need to be validated experimentally, in particular by evaluating the stability of the peroxide species (formed in α or β position of Si atom) and the nature of the crosslink bridges (Si–Si, Si–CH₂–CH₂–Si or Si–CH₂–Si).



- Under nitrogen, an “unzipping” (depolymerization) mechanism would be plausible. The analysis of volatiles evolved under N₂ must be helpful to check its existence.

This preliminary mechanism remains to be fully validated from, for example, the analysis of evolved molecules by TGA-GC-MS or TGA-FTIR keeping in mind that the nature of some gaseous compounds (trifluoroethanal or trifluoropropanal) generated from the decomposition of alkoxy radi-

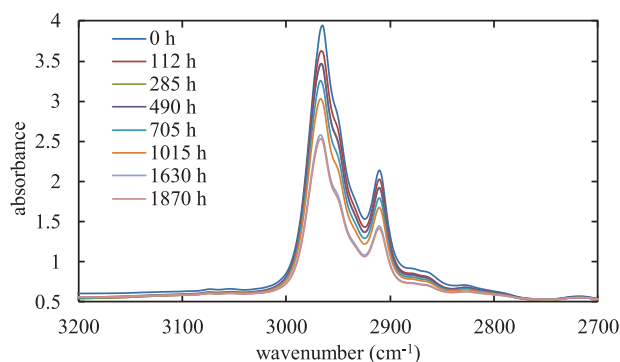


Figure 4. Changes in the C–H stretching region of FVMQs after ageing at 280 °C under air.

cals by a β -scission process would allow to identify the “parent” hydroperoxide. The analysis of residual aged polymer in a wider range of temperatures would also be helpful in particular to investigate the possible presence of carbonyl products.

Table 1. Elemental analysis of aged FVMQs (percentage values in mass).

	Virgin	100 h air	200 h air	300 h air	100 h N ₂
% Si	23.57	28.02	30.24	29.47	26.39
% C	24	15.85	13.52	12.99	23.74
% H	4	2.38	2.25	2.01	3.11



5. Conclusions

This preliminary work reports a study on the thermal degradation of FVMQs. According to a multiscale study, ageing under nitrogen induces a non-negligible mass loss meanwhile elemental analysis suggests the overall composition remains the same. Reversely, under air, a strong mass loss is accompanied by the release of hydrocarbon segments and crosslinking. This results in an increase of the Young's modulus of the material. A tentative mechanism is proposed and will be used to derive a kinetic model in a future step.

Acknowledgements

Agence Nationale de la Recherche is gratefully acknowledged for having granted the FLuorosilicones Ageing Mechanisms and Synthesis (FLAMS ANR-20-CE06-0024) project.

Conflict of Interest

The authors declare no conflict of interest.

Data Availability Statement

Data available on request due to privacy/ethical restrictions

Keywords

ageing, crosslinking, elastomers

Received: June 11, 2021

Revised: October 2, 2021

-
- [1] J. Comyn, J. Day, S. J. Shaw, *Int. J. Adhesion Adhesives* **1997**, *17*, 213.
 - [2] M. Dawir, *Seal. Tech.* **2008**, *7*, 10.
 - [3] D. K. Thomas, *Polymer* **1972**, *13*, 479.
 - [4] B. Ameduri, B. Boutevin, *J. Fluor. Chem.* **2005**, *126*, 221.
 - [5] E. A. Mistri, A. Ghosh, S. Banerjee, *Handbook of Specialty Fluorinated Polymers Preparation, Properties, and Applications*, **2015**, pp. 271–317.
 - [6] B. Améduri, B. Boutevin, G. Kostov, *Prog. Polym. Sci* **2001**, *26*, 105.
 - [7] R. Bernstein, K. T. Gillen, *Polym. Degrad. Stab.* **2009**, *94*, 2107.