



HAL
open science

Thermoplastic silicone elastomers as materials exhibiting high mechanical properties and/or self-healing propensity

Lucile Fauvre, Daniel Portinha, Etienne Fleury, Francois Ganachaud

► To cite this version:

Lucile Fauvre, Daniel Portinha, Etienne Fleury, Francois Ganachaud. Thermoplastic silicone elastomers as materials exhibiting high mechanical properties and/or self-healing propensity. *Journal of Adhesion Science and Technology*, 2021, 35 (24), pp.2723-2735. 10.1080/01694243.2021.1954412 . hal-03824179

HAL Id: hal-03824179

<https://hal.science/hal-03824179>

Submitted on 21 Oct 2022

HAL is a multi-disciplinary open access archive for the deposit and dissemination of scientific research documents, whether they are published or not. The documents may come from teaching and research institutions in France or abroad, or from public or private research centers.

L'archive ouverte pluridisciplinaire **HAL**, est destinée au dépôt et à la diffusion de documents scientifiques de niveau recherche, publiés ou non, émanant des établissements d'enseignement et de recherche français ou étrangers, des laboratoires publics ou privés.

Thermoplastic silicone elastomers as materials exhibiting high mechanical properties and/or self-healing propensity

Lucile Fauvre, Daniel Portinha, Etienne Fleury, and François Ganachaud

QUERY SHEET

This page lists questions we have about your paper. The numbers displayed at left are hyperlinked to the location of the query in your paper.

The title and author names are listed on this sheet as they will be published, both on your paper and on the Table of Contents. Please review and ensure the information is correct and advise us if any changes need to be made. In addition, please review your paper as a whole for typographical and essential corrections.

Your PDF proof has been enabled so that you can comment on the proof directly using Adobe Acrobat. For further information on marking corrections using Acrobat, please visit <http://journalauthors.tandf.co.uk/production/acrobat.asp>; <https://authorservices.taylorandfrancis.com/how-to-correct-proofs-with-adobe/>

The CrossRef database (www.crossref.org/) has been used to validate the references.

AUTHOR QUERIES

- Q1** Please resupply the corresponding author details if it is inaccurate.
- Q2** Please provide the abbreviations list along with their explanations as it is mandatory per the journal style.
- Q3** The reference “[1]” is listed in the references list but is not cited in the text. Please either cite the reference or remove it from the references list.
- Q4** Please provide the missing publisher location for [11] references list entry.
- Q5** Please provide the complete details for [21] references list entry.
- Q6** Please provide the complete details for [25a] references list entry.



Thermoplastic silicone elastomers as materials exhibiting high mechanical properties and/or self-healing propensity

Lucile Fauvre, Daniel Portinha, Etienne Fleury and François Ganachaud

Ingénierie des Matériaux Polymères, Université de Lyon, INSA Lyon CNRS, Lyon, France

ABSTRACT

Silicones are outstanding elastomers with e.g. great thermal properties and purity that make them important commercial materials. Current R&D aims at generating filler-free, non-cross-linked materials so that to bring to them transparency, reusability, and self-healing propensity. This mini review gives, after a short summary of conventional thermoplastic silicone elastomers genesis, some examples of current research in synthesis and processing of silicone-based physically cross-linked elastomers.

ARTICLE HISTORY

Received 30 April 2021
Revised 6 July 2021
Accepted 7 July 2021

KEYWORDS

Silicone; thermoplastic; urea; copolymers; elastomers


Q2

Introduction

Silicones are everyday life materials disposed as fluids (in cosmetic, as textile coating, for instance) or elastomers (joints, molds, pacifiers...). Discovered just after the WW1, these polymers have developed their own synthetic pathway. In particular, the processing of elastomers involves a unique integrated process, starting from sand to silicon metal on the way to fluids, silica and final composite materials.

An academic dream not reached yet would be to generate silicone materials moldable several times so as to recycle them, and ultimately also to impart self-healing. This is not achievable with conventional silicone materials. Indeed, to generate an elastomer, two complementary steps are necessary: (i) the silicone chains are slightly crosslinked covalently in a very loose network, to prevent them from creeping. Different chemistries are available for that, namely condensation, radical or hydrosilylation reactions (Figure 1(A)); (ii) (hard) mineral filler particles are introduced into the (soft) silicone matrix, generally in large quantities, typically 30 wt. % for reinforcing particles (fumed silica) and more for non-interacting filler (e.g. quartz) (Figure 1(B)). Once these two steps are fulfilled, the material cannot be recycled: interactions between silicone and silica are so strong that the two matters cannot be separated anymore. Moreover, a selective breaking of crosslink nodes is not available in current elastomer families, although recent academic reports propose reversible crosslinking reactions (*vide infra*).

Thus, to generate solid silicone materials at room temperature that would be remolded thermally, one can appeal to supramolecular chemistry. It consists in

CONTACT François Ganachaud ✉ francois.ganachaud@insa-lyon.fr  Ingénierie des Matériaux Polymères, Université de Lyon, INSA Lyon CNRS, UMR 5223, F-69003, Lyon, France

Q1

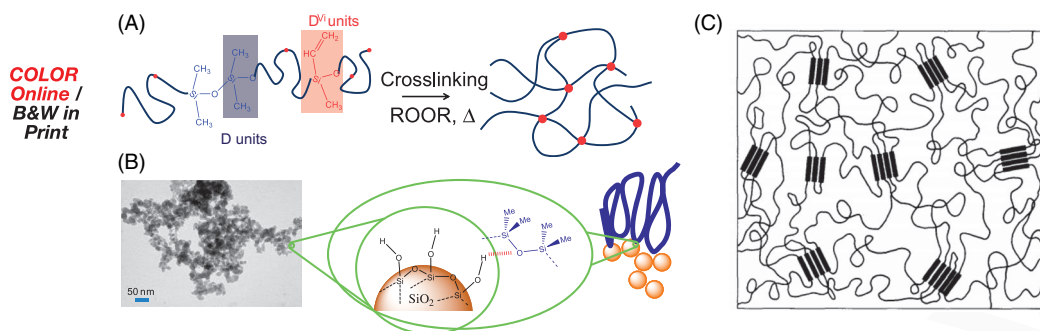


Figure 1. (A) Crosslinking reaction of silicones catalyzed by a peroxide under heat; (B) specific hydrogen bond interactions between fumed silica (see fractal structure observed by TEM on the left) and silicone chains; (C) Schematic microstructure of thermoplastic elastomers composed of hard associated blocks (thick lines) and the soft matrix (thin lines).



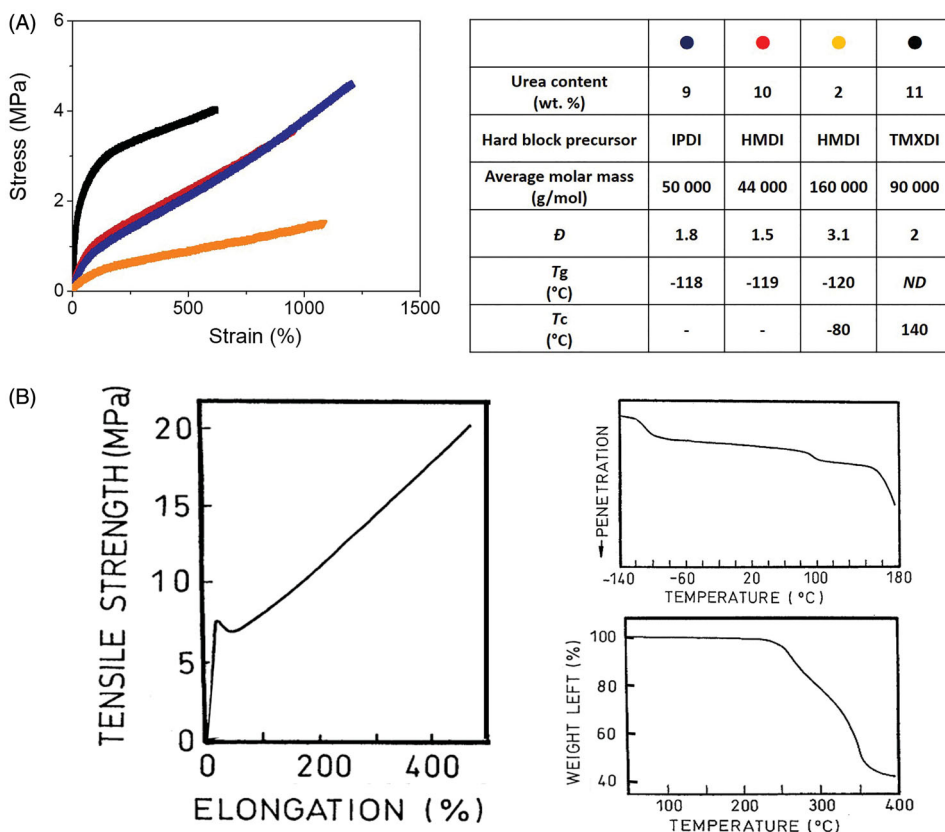
Figure 2. Summary of the content of this review.

introducing ‘sticker’ groups or sequences in the chains that will associate to physically crosslink the material; the stiffening of the material occurs through a clustering of the polar groups (hard segments) and their phase separation from the apolar silicone phase (soft segments) (Figure 1(C)). Several pathways can be considered: di or triblock copolymers of silicones and organic polymers, the grafting of associating groups onto silicone chains as side groups or in-between silicone chains to generate so called multi-blocks (see a recent review describing these different options [2]).

In the following, we will first summarize the features of the main family of silicone thermoplastic materials, bisurea segmented copolymers. Then we will describe recent studies that propose to introduce stronger associating groups (including covalent links) that are nevertheless reversible mostly with temperature. In every part of this minireview, we will focus mainly on the mechanical and/or self-healing properties of the different materials as a mean of comparison. Figure 2 summarizes the scope of this review.

91
92
93
94
95
96
97
98
99

COLOR
Online /
B&W in
Print



101
102
103
104
105
106
107
108
109
110
111
112
113
114
115
116
117
118
119
120
121
122

Figure 3. (A) Structure and intrinsic properties (Table) vs. mechanical properties (stress/stress curves) of representative multiblock copolymers. Names of precursors: IPDI: isophorone diisocyanate; HMDI; 4,4'-methylene bis(cyclohexylisocyanate); TMXDI: tetramethylxylene diisocyanate; ND: not detected. Microstructures deduced by ^1H NMR, molar masses by SEC in THF and thermal transitions by DSC. (B) Best reported silicone-urea thermoplastic elastomer (see structure details in the text). Left: tensile test; top right: Vicat hardness versus temperature; bottom right: TGA curve (from ref. [5]).

123 124 125 126

Silicone-urea segmented copolymers

127 128 129 130 131 132

Multiblock conventional synthesis and properties

133
134
135

Based on thermoplastic polyurethane copolymers developed in the 1940s, Yilgör and other researchers have intensively worked from the 1980s to the 2010s on multiblock copolymers, principally made of silicone-urea sequences [3]. These polymers are relatively easy to prepare by reacting commercial aminosilicones with different types of conventional diisocyanates classically in isopropanol, which is a common solvent for precursors and final block copolymer [4]. The main difficulty here is to find the right polyaddition conditions to promote large molar mass production. Typically, polymers presented in Figure 3(A) were prepared by reactive extrusion i.e. in absence of solvent. Chains beyond 30,000 g/mol entangle to favor good mechanical properties even

Table 1. Comparison of ultimate mechanical properties between silicone-urea copolymers (bloc PDMS of 2500 g/mol, acronym PSU for PDMS-based urea copolymer) and conventional polyurea copolymers (bloc PEO of 2000 g/mol, acronym PEU for polyethylene oxide-based urea copolymer) according to the diamine used as chain-extender.

	Soft segment	Urea content (%)	Tensile strength (MPa)	Strain at break (%)
PSU-DY-20	PDMS	20	7.9	205
PSU-HM-20	PDMS	205	8.1	195
PSU-ED-19	PDMS	19	8.3	180
PEU-DY-20	PEO	20	25.4	1320
PEU-HM-20	PEO	20	25.8	1325

ED: ethylene diamine; HM: hexamethylene diamine; DY: 2-methyl-1,5-diaminopentane (taken from [3])

without reinforcing fillers (Figure 3(A)). One can notice that dissymmetric-based (from isophorone diisocyanate or IPDI) and symmetric-based (from 4,4'-methylene-bis(cyclohexylisocyanate) or HMDI) copolymers of similar structure behave the same in tensile tests. Crystallizable hard blocks (based on tetramethylxylene diisocyanate or TMXDI) give much stronger elastomers (stress at 100% is 3 times the one of other elastomers) whereas a material with five-time less urea content is really soft (tensile strength of less than 2 MPa). Alike other conventional organic polymers (polyisobutylene, polyisoprene), the marked hydrophobicity of silicones promotes an efficient phase separation of bisureas, according to the difference of solubility parameters between hard and soft segments.[5] On the other hand, the lack of interactions between the matrix and the polar clusters limits the final mechanical properties of these block copolymers, compared to conventional polyurethanes for which the strong interphase between soft and hard segments is promoted by hydrogen bonding between urea and polyoxyalkylene chains (Table 1 and [3]). Tensile test values are nevertheless comparable to those measured for conventional thermoset silicone materials, typically a tensile strength (σ) of few MPa and elongation at break (λ) reaching as high as above 1000% (Figure 3(A)). The best reported material that we found in the open literature is obtained from a large content of hard segments made of HMDI (HS of about 33 wt.%) and soft segments composed of small silicone units (molar mass of silicone precursor is about 900 g/mol). The overall molar mass was not given in this study, but we estimate it at above 50,000 g/mol according to its intrinsic viscosity, using recently reported Mark-Houwink parameters [6]. In that case, σ tops 20 MPa with a fair λ of about 400% (Figure 3(B)) [5]. The rubbery plateau is very large (from -120°C , the T_g of the soft segment, to 150°C , corresponding to the relaxation of hard segments), as observed by Vicat measurement. The thermal stability under nitrogen, as obtained by TGA, is remarkably large with an onset of degradation around 250°C , comparable with conventional silicone elastomers.

These copolymers can also be prepared industrially by reactive extrusion. Wacker Chemie GmbH company has launched since 2004 an ambitious program of commercialization of thermoplastic silicone elastomers (TPS) under the tradename of Geniomer[®]. One challenge that Wacker has solved prior to this product selling was to synthesize telechelic aminosilicones of perfect end-functionality thanks to an inhouse functionalization technique. To our knowledge, these are the only thermoplastic elastomers based on silicone-urea technology currently available on the market.

Variations around urea-based multiblock copolymers

One embodiment to generate longer polymer chains is to synthesize these copolymers in two steps:

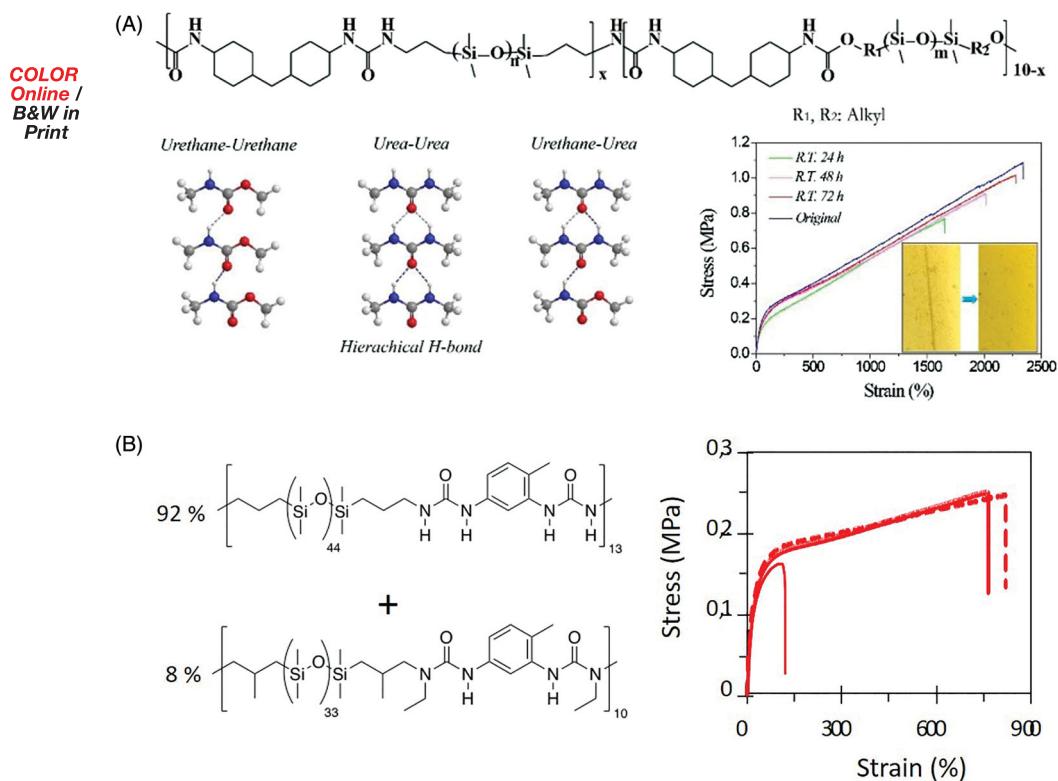
- i. first, addition of diisocyanates in excess on aminosilicone chains
- ii. second, post-reaction of these precursors with simple organic diamines, also called ‘chain-extenders’. By doing so, one increases the size of the soft blocks and favor entanglements, which ultimately significantly depress hysteresis in cyclic stress-strain curves, a known weakness of thermoplastic elastomers [4,7]. By incorporating urea-oxamide groups, the same tendency in decreased hysteresis has been observed, this time thanks to a greater phase separation [8]. In other studies, some researchers have tried to combine silicone blocks with other soft segments, namely, poly(propylene oxide) (PPO) or poly(ethylene oxide) (PEO), either directly in a solution copolymerization of corresponding diamines synthons, [9] or by extruding commercial thermoplastic urethane copolymers (TPU) with aminopolysiloxane (90/10 in wt.%) at high temperature [10]. In the first case, a better compatibilization between the soft and hard segments in optimized materials allowed reaching larger strains at break. Materials from the second pathway show nodules of small sizes (<250 nm) by SEM, suggesting possible reshuffling between the two polymers, as also proved by the apparition of urea groups within the copolymer. It is worth mentioning the works of the Multibase company, subsidiary of Dupont, that commercializes different masterbatches of organic thermoplastic polymers (polypropylene, polyurethane.) and (in-situ cross-linked) ultrahigh molecular weight silicones, mixed by extrusion [11].

Self-healing of multiblock copolymers at room temperature

Starting from the seminal work of Yilgör et al. [2,3], numerous teams around the world have proposed some variations of initial formulations to enhance the dynamics of the elastomers and thus promote trigger-free, room temperature self-healing. One efficient strategy consists in using different diisocyanate precursors and/or silicone oligomers to generate multiblocks with weaker (i.e. reversible) H-bonding ability. For instance, combining a strongly associating symmetrical methylene bis(cyclohexylisocyanate) (HMDI) with an asymmetrical one, isophorone diisocyanate (IPDI) allows modulating the interaction strengths within the clusters [12]. Equally, mixing bisamino- and bisalcohol-terminated silicones with HMDI introduces both strongly associating urea and weaker urethane groups within the same copolymer chain [13]. Both types of elastomers heal in few days without any external stimulus (Figure 4(A)). Another way of doing consists in introducing in a commercial TPS some additives called ‘stoppers’, namely monosubstituted urea-based silicone oligomers so as to break the large supramolecular edifices and ‘dynamize’ the materials. A full cauterization is observed in few days (Figure 4(B)) [14].

Isocyanate-free chemistries and subsequent self-healing

The high reactivity of diisocyanate precursors pairs with harm and toxicity. Two synthetic pathways have been recently proposed to avoid using these while still generating

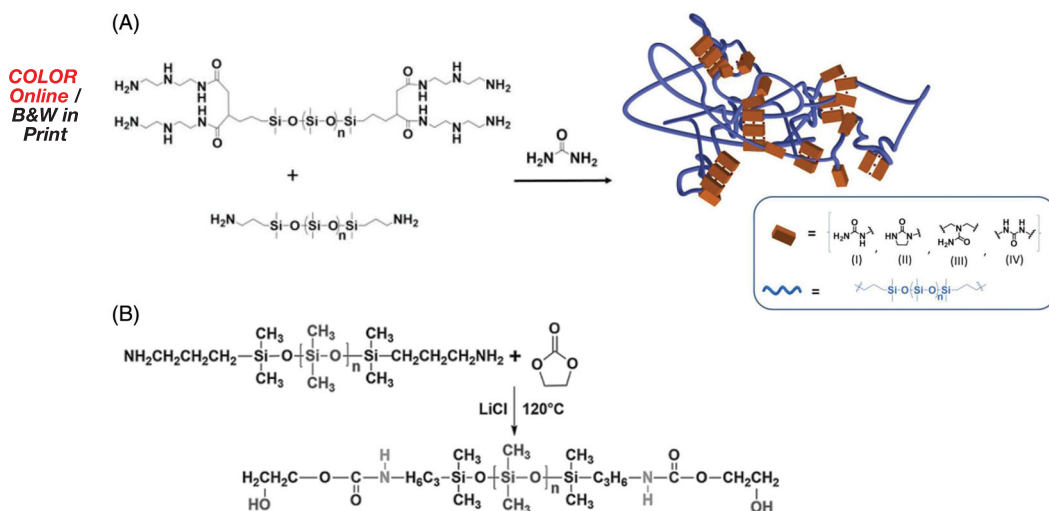


249
250
251
252
253
254

Figure 4. Recent strategies to bring self-healing properties to silicone-urea multiblock copolymers. (A) Urea-co-urethane-silicone copolymer (base HMDI) shows moderate association strength of the hard blocks (from [13]). (B) Mix of a commercial thermoplastic elastomer (Geniomer 80, TDI-based) and a 'stopper' to promote self-healing as seen in stress-strain curves (dashed line: genuine material, thin line: right after tearing the material; bold line: after 48°h healing at RT) (from [14]).

255
256
257
258
259
260
261
262
263
264
265
266
267
268
269
270

TPSs. The first route proposes to react urea directly on a telechelic aminated silicone at high temperature and under inert atmosphere. A variety of groups, including urea-bridging moieties and other associating groups such as imidazolidone, monoalkyl- and dialkyl-ureas, are thus generated. This chemistry, which has been described for a long time in the literature, was applied mainly by two groups to generate materials. One team started from homemade carboxylated silicones in two steps [15], following the protocol of Leibler et al. [16] Another team has proposed to start from di- or octa-functional aminosilicones to promote efficient chain-extension (Figure 5(A)) [17]. In both cases, the thus prepared weak materials (σ below 1 MPa) showed self-healing properties. This urea-based chemistry is still partially mastered and understood, some authors even suggesting that covalent crosslinking reaction would occur through the synthesis of biuret groups [15b]. Another simple reaction puts in play aminated silicones with a simple cyclocarbonate to generate telechelic hydroxy-urethane terminated chains that naturally phase-separate into a material (Figure 5(B)) [18]. These elastomers self-heal almost completely after 24 h (80%) even after 5 consecutive cycles. Finally, to be complete, we can quote the works done on silicone modification by ureido-pyrimidone groups (UPy) originally published by Meijer et al. [19]. Even when



286 **Figure 5.** Isocyanate-free silicone (co)polymers. (A) direct reaction of urea on a mix of differently-
287 functionalized aminated silicones to generate a panoply of associating groups (shown in the frame)
288 while favoring chain extension and phase separation (reprinted from [17]). (B) amine-cyclocarbon-
289 ate applied to a silicone to generate α -hydroxylate urethane-silicone polymers that spontaneously
290 auto-associates (from [18]).

291 using quadruple bridges, these simple synthons are not promoting material building
292 through phase separation. Other strongly binding lateral groups such as bis-ureas or
293 benzocarboxamides [20] actually do the job.

296 Towards stronger associations

297 Simple ionic interactions

298 Coulombic-like associations can be highly polar and of high energies (to the level of
299 covalent ones). Both factors favor an important demixion of the clusters from the matrix
300 leading to strong thermoplastic elastomers. The simplest synthetic pathway consists in
301 mixing an aminated silicone with molecular organic carboxylic acids. Starting from
302 amino-side-functionalized silicones and trifunctional citric acid, rather smooth materials
303 are generated (σ around 0,5 MPa and λ averaging 350%) [21]. Combining oxalic (di)acid
304 with a high molar mass silicone bearing high amine content strengthens significantly the
305 mechanical properties (σ up to 4 MPa and λ above 1000%), most likely thanks to partial
306 crystallization of the organic clusters. Unexpectedly, these elastomers are also remarkably
307 stable thermally, as revealed by TGA under nitrogen atmosphere, which could possibly
308 be due to a covalent linking reaction at high temperature (namely, conversion of some
309 ionic pairs into amide groups) [22]. Another strategy, reported in two articles, mixes
310 aminated and carboxylated silicones. The materials thus formed are mechanically weak
311 (σ in the order of 0.2 MPa) but of particular interest for their dielectric properties
312 brought by the high ionic conductivity of amine/acid pairs [23].

313 Aza-Michael reaction has so far been scarcely proposed to generate supramolecular
314 materials, particularly based on silicones (see a recent review here [24]). This reaction
315

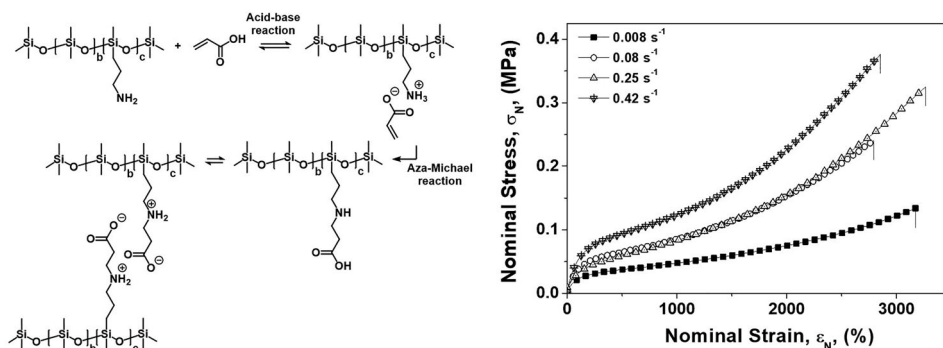


Figure 6. Zwitterionic silicones obtained by Aza-Michael reaction to generate nanostructured, transparent soft elastic materials of remarkable elongation [25].

is solvent-free, catalyst-free and is efficient even at room temperature, making it really interesting in the context of green chemistry's principles. For instance, the grafting of acrylic acid onto aminosilicones bring zwitterionic chains that associate and demix into an elastomeric material with remarkable elongation at break (Figure 6) [25]. Both TEM and X-ray diffraction have shown the presence of a myriad of clusters of size below 20 nm.

All materials quoted in this part self-mend at room temperature, albeit partially.

Interactions with metallic ions

(Hopefully non-toxic) metallic salts associated with ionic aggregates (non-specific interactions) or specific ligands (dative interactions) in the polar clusters allow strengthening significantly the materials. A first strategy makes use of carboxylated silicones mixed with multivalent cations to generate very strong ionic pairs, a strategy often used in aqueous acrylic-based paints. The former silicone chains can be prepared either by thiol-ene reaction on vinylated PDMSs [26], or aza-Michael reaction of (meth)acrylic acid on aminosilicones [27]. Both divalent (zinc) or trivalent (iron and aluminum) cations associate strongly to produce stiff (σ of few MPa) but strongly viscoelastic elastomers, as cyclic stress-strain tests have shown it. An elaborated second strategy consists in introducing specific ligands (generally oxygen and/or nitrogen-based aromatic molecules) promoting dative interactions with different types of cations [28]. Not all combination however leads to phase demixion and elastomer building, the clusters being non-ionic and thus of lower polarity. Moreover, the materials are generally highly colored and hence of less interest for industry. We shall still quote the work of Bao's team who have prepared amazing elastomers breaking at more than 10.000% [28a], as well as the proposition of J.-M. Lehn, back in 2008, to redistribute supramolecular networks by ligand exchange [28b]. All materials self-heal at room temperature.

Reversible covalent crosslinking

Since the pioneering review article of Engle and Wagener [29] that was presenting back in 1993 different types of covalent links thermally reversibly unbonded, time has passed

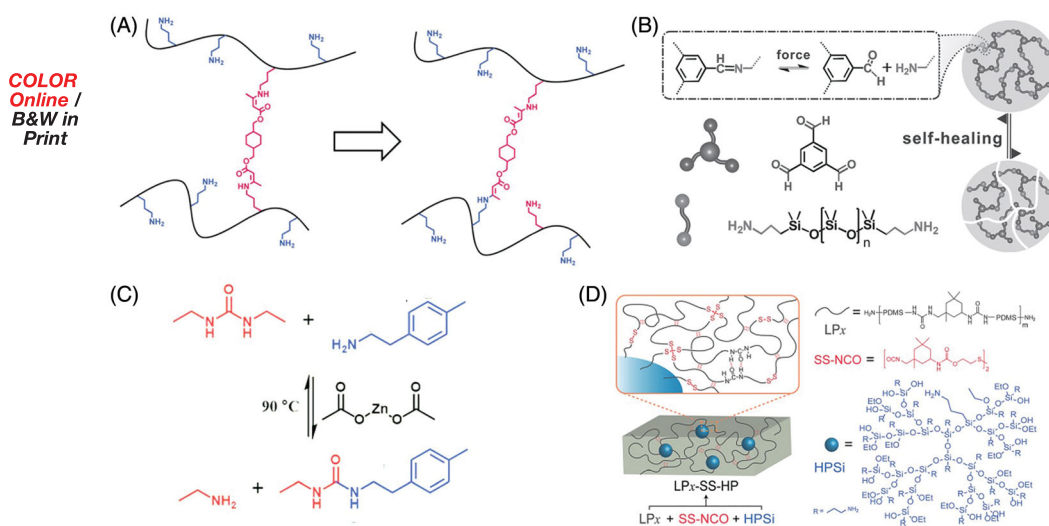


Figure 7. Some examples of reversible covalent chemistry: (A) vinyl groups [31b]; (B) aromatic imine groups [30a]; (C) redistribution of urea functions [31d]; (D) disulfide bridges [31c]. One can note in the last case the use of silicone dendrons to generate a horde of cross-links so as to reinforce the final material.

but this research theme has received a boost recently, and specifically on silicone materials. Two possibilities are described in the literature. One approach considers only covalently-reversible links [30], which corresponding materials are relatively weak mechanically; another approach brings together supramolecular and covalent networks, which properties clearly compete with conventional elastomers [31]. Figure 7 shows few examples of original chemistries to create these materials. Several studies report the generation of imine derivatives [30a,30d,31e] arising from the reaction between an aromatic aldehyde and amine or carbohydrazide groups. More specific chemistries, including thiol-based groups [30c,31c], vinyl groups [31b] or boron-oxygen [30e] links (present in the well-known “Silly Putty” materials), have been published. Healing of the materials depends on the generated networks, with reaction thermally controlled or at room temperature, in bulk or in water, with or without catalyst. On the double network strategy, we have distinguished the study of silicone-urea polymers crosslinked with tricyanurate functions that are redistributed thanks to a zinc-based catalyst [31d]. Note that for imine and disulfide bonds, direct exchanges between these bonds occur through temperature debonding, reshuffling and reformation, whereas, for vinyl groups and crosslinked urea-based materials, an excess of original reactive functions, e.g. aminated groups, is required for substituting the split junction into a new one (Figure 7). A very interesting and recent review details these different strategies and others [32].

Upcoming challenges

As we showed in this review, combining strong mechanical properties with an upfront self-healing behavior seems at once antagonist in polymer materials, including thermoplastic silicone elastomers. One way to make ends meet would be to integrate in the supramolecular matrix a second network of percolating filler particles. Few examples

406 reported in the literature on a conventional silicone-urea [33], an ionic material [21]
407 and a reversible covalent network [34] show that the upgrade in mechanical properties
408 is relatively small but real. In the last case typically, introducing 20 wt.% of kaolin par-
409 ticles in the material multiplies its tensile strength by 5 (from 0.1 to 0.55 MPa) and its
410 stress at break by almost 2 (from 110 to 180%) [34]. Another means of reinforcing the
411 elastomers without affecting the chemical network makes use of silicone resins that
412 locally introduce strong hardening points (e.g. Figure 7(D)).

413 In term of applications, thermoplastic elastomers are of precise interest for their
414 'easy' transformation by extrusion or injection. The fact that thermoplastic silicone
415 elastomers are now available on the market should certainly allow similar development
416 as seen before in TPUs. Many applications of bulk or coated-TPS polymers were envi-
417 sioned lately by academic researchers in electronics, anti(bio)fouling or actuators [35].
418 Another particular domain concerns 3D printing, a fast-rising process covered both in
419 industry and in academia where TPS could certainly have their share. The filament
420 depositing technique (FLD) [11b,36] is one technique for which a precise matter/
421 machine couple must be designed; complex rheology and dynamic properties of the
422 materials open a great deal of investigations in the near future.

423 Final word

424 Jean-Pierre Pascault liked to ask this fundamental question about thermoplastic polyur-
425 ethanes: 'is the phase separation responsible for enhanced supramolecular associations
426 or is it the other way round?' This 'egg-and-chicken' question definitively
427 remains open ...

430 Acknowledgements

431 Elkem Silicones company and ANR supports are greatly acknowledged for most of the work
432 done in our laboratory throughout the years on this topic.

433 Disclosure statement

434 No potential conflict of interest was reported by the author(s).

437 References

- 438
- 439
- 440
- 441 [1] Mazurek P, Vudayagiri S, Skov AL. How to tailor flexible silicone elastomers with
442 mechanical integrity: a tutorial review. *Chem Soc Rev.* 2019;48(6):1448–1464.
- 443 Q3 [2] Yilgör E, Yilgör I. Silicone containing copolymers: synthesis, properties and applica-
444 tions. *Prog. Polym. Sci.* 2014;39(6):1165–1195.
- 445 [3] Yilgör I, Yilgör E, Wilkes GL. Critical parameters in designing segmented polyurethanes
446 and their effect on morphology and properties: a comprehensive review. *Polymer.* 2015;
447 58:A1–A36.
- 448 [4] Yilgör E, Ekin Atilla G, Ekin A, et al. Isopropyl alcohol: an unusual, powerful, 'green'
449 solvent for the preparation of silicone-urea copolymers with high urea contents.
450 *Polymer.* 2003;44(26):7787–7793.
- [5] Yilgör E, Yilgör I. Hydrogen bonding: a critical parameter in designing silicone copoly-
mers. *Polymer.* 2001;42:7953.

- 451 [6] Riehle N, Athanasopulu K, Kutuzova L, et al. Influence of hard segment content and
 452 diisocyanate structure on the transparency and mechanical properties of poly(dimethyl-
 453 siloxane)-based urea elastomers for biomedical applications. *Polymers*. 2021;13(2):212.
- 454 [7] Yilgör I, Eynur T, Bilgin S, et al. Influence of soft segment molecular weight on the
 455 mechanical behavior of silicone-urea copolymers with low hard segment contents.
 456 *Polymer*. 2011;52(2):266–274.
- 457 [8] Buckwalter DJ, Zhang M, Inglefield Jr DL, et al. Synthesis and characterization of silox-
 458 ane containing poly(urea oxamide) segmented copolymers. *Polymer*. 2013;54(18):
 459 4849–4857.
- 460 [9] (a) Sheth JP, Yilgör E, Erenturk B, et al. Structure-property behavior of poly(dimethylsi-
 461 loxane) based segmented polyurea copolymers modified with poly(propylene oxide).
 462 *Polymer*. 2005;46(19):8185–8193;(b) Yilgör I, Yilgör E. Silicone-urea copolymers modi-
 463 fied with polyethers. *ACS Symp. Series*. 2007;964:100.
- 464 [10] (a) Fenouillot F, Méchin F, Boisson F, et al. Coarsening of nanodomains by reorganiza-
 465 tion of polysiloxane segments at high temperature in polyurethane/ α,ω -aminopropyl
 466 polydimethylsiloxane blends. *Eur Polym J*. 2012;48(2):284–295.
- Q4 [11] Shearer G. Silicones in industrial applications. In: De Jaeger R, Gleria M, editors.
 467 *Inorganic polymers*. Nova Science Publishers; 2007.
- 468 [12] (a) Kang J, Son D, Nathan Wang G-J, et al. Tough and water-insensitive self-healing
 469 elastomer for robust electronic skin. *Adv Mater*. 2018;30(13):1706846;(b) Döhler D,
 470 Kang J, Cooper CB, et al. Tuning the self-healing response of poly(dimethylsiloxane)-
 471 based elastomers. *ACS Appl Polym Mater*. 2020;2(9):4127–4139.
- 472 [13] Chen H, Koh JJ, Liu M, et al. Super tough and self-healable poly(dimethylsiloxane)
 473 elastomer via hydrogen bonding association and its applications as triboelectric nano-
 474 generators. *ACS Appl Mater Interfaces*. 2020;12(28):31975–31983.
- 475 [14] Simonin L, Falco G, Pensec S, et al. Macromolecular additives to turn a thermoplastic
 476 elastomer into a self-healing material. *Macromolecules*. 2021;54(2):888–895.
- 477 [15] (a) Zhang A, Deng W, Lin Y, et al. Novel supramolecular elastomer films based on lin-
 478 ear carboxyl-terminated polydimethylsiloxane oligomers: preparation, characterization,
 479 biocompatibility, and application in wound dressings. *J Biomater Sci Polym Ed*. 2014;
 480 25(13):1346–1361;(b) You Y, Zhang A, Lin Y. Crosslinking mechanism of supramolecu-
 481 lar elastomers based on linear bifunctional polydimethylsiloxane oligomers. *J Appl*
 482 *Polym Sci*. 2016;133(18):n/a–n/a.
- 483 [16] Cordier P, Tournilhac F, Soulié-Ziakovic C, et al. Self-healing and thermoreversible
 484 rubber from supramolecular assembly. *Nature*. 2008;451(7181):977–980.
- 485 [17] (a) Sirrine JM, Schexnayder SA, Dennis JM, et al. Urea as a monomer for isocyanate-
 486 free synthesis of segmented poly(dimethyl siloxane) polyureas. *Polymer*. 2018;154:
 487 225–232; (b) Cao P-F, Li B, Hong T, et al. Superstretchable, self-healing polymeric elas-
 488 tomers with tunable properties. *Adv Funct Mater*. 2018;28(22):1800741.
- 489 [18] Liu Y, Zhang K, Sun J, et al. A type of hydrogen bond cross-linked silicone rubber
 490 with the thermal-induced self-healing properties based on the nonisocyanate reaction.
 491 *Ind Eng Chem Res*. 2019;58(47):21452–21458.
- 492 [19] (a) Sijbesma RP, Beijer FH, Brunsveld L, et al. Reversible polymers formed from self-
 493 complementary monomers using quadruple hydrogen bonding. *Science*. 1997;
 494 278(5343):1601–1604;(b) Hirschberg JHK, Beijer FH, van Aert HA, et al.
 495 *Supramolecular polymers from linear telechelic siloxanes with quadruple-hydrogen-*
 496 *bonded units*. *Macromolecules*. 1999;32(8):2696–2705.
- 497 [20] (a) Colombani O, Barioz C, Bouteiller L, et al. Attempt toward 1D cross-linked thermo-
 498 plastic elastomers: structure and mechanical properties of a new system.
 499 *Macromolecules*. 2005;38(5):1752–1759; (b) Lamers BAG, Ślęczkowski ML, Wouters F,
 500 et al. Tuning polymer properties of non-covalent crosslinked PDMS by varying supra-
 501 molecular interaction strength. *Polym Chem*. 2020;11(16):2847–2854.
- Q5 [21] Ganachaud F, Portinha D, Fleury E, et al. *Matériaux silicones*, FR3078335, 2019.

- 496 [22] Lu H, Feng S. Supramolecular silicone elastomers with healable and hydrophobic prop-
497 erties crosslinked by “salt-forming vulcanization. *J Polym Sci Part A* . 2017;55(5):
498 903–911.
- 499 [23] (a) Suriano R, Boumezgane O, Tonelli C, et al. Viscoelastic properties and self-healing
500 behavior in a family of supramolecular ionic blends from silicone functional oligomers.
501 *Polym Adv Technol*. 2020;31(12):3247–3257; (b) Sun H, Liu X, Liu S, et al. Silicone
502 dielectric elastomer with improved actuated strain at low electric field and high self-
503 healing efficiency by constructing supramolecular network. *Chem Eng J*. 2020;384:
504 123242.
- 505 [24] Genest A, Portinha D, Fleury E, et al. The Aza-Michael reaction as an alternative strat-
506 egy to generate advanced silicon-based (macro)molecules and materials. *Prog Polym*
507 *Sci*. 2017;72:61–110.
- 508 [25] (a) Ganachaud F, Fleury E, Portinha D, et al. Organopolysiloxanes et leur procédé de
509 préparation, FR3030536A1, 2016; (b) Genest A, Portinha D, Pouget E, et al.
510 Q6 Zwitterionic silicone materials derived from Aza-Michael reaction of amino-functional
511 PDMS with acrylic acid. *Macromol Rapid Commun*. 2021;42(5):2000372.
- 512 [26] (a) Lei Y, Huang W, Huang Q, et al. A novel polysiloxane elastomer based on revers-
513 ible aluminum-carboxylate coordination. *New J Chem*. (1)2019; 43:261–268; (b) Shi J,
514 Zhao N, Yan D, et al. Design of a mechanically strong and highly stretchable thermo-
515 plastic silicone elastomer based on coulombic interactions. *J Mater Chem A*. 2020;
516 8(12):5943–5951.
- 517 [27] (a) Lu H, Hu Z, Wang D, et al. Self-recoverable dual-network silicon elastomer applied
518 in cell adhesives. *ACS Appl Polym Mater*. 2019;1(11):2826–2832; (b) Bai L, Qv P,
519 Zheng J. Colorless, transparent, and healable silicone elastomers by introducing
520 Zn(II)–carboxylate interactions via aza-Michael reaction. *J Mater Sci*. 2020;55(28):
521 14045–14057.
- 522 [28] (a) Li C, Wang C, Keplinger C, et al. A highly stretchable autonomous self-healing
523 elastomer. *Nat Chem*. 2016;8(6):618–624; (b) Chow C-F, Fujii S, Lehn J-M.
524 Metallodynamers: neutral double-dynamic metallosupramolecular polymers. *chem*
525 *Asian J*. 2008;3(8–9):1324–1335; (c) Jia X-Y, Mei J-F, Lai J-C, et al. A highly stretchable
526 polymer that can be thermally healed at mild temperature. *Macromol Rapid Commun*.
527 2016;37(12):952–956; (d) Pignanelli J, Qian Z, Gu X, et al. Modulating the thermome-
528chanical properties and self-healing efficiency of siloxane-based soft polymers through
529 metal-ligand coordination. *New J Chem*. 2020;44(21):8977–8985.
- 530 [29] Engle LP, Wagener KB. A review of thermally controlled covalent bond formation in
531 polymer chemistry. *J M S Rev Macromol Chem Phys*. 1993;33(3):239–257.
- 532 [30] (a) Zhang B, Zhang P, Zhang H, et al. A transparent, highly stretchable, autonomous
533 self-healing poly(dimethylsiloxane) elastomer. *Macromol Rapid Commun*. 2017;38(15):
534 1700110; (b) Li X, Yu R, Zhao T, et al. A self-healing polysiloxane elastomer based on
535 siloxane equilibration synthesized through amino-ene Michael addition reaction. *Eur*
536 *Polym J*. 2018;108:399–405; (c) Ishibashi JSA, Kalow JA. Vitrimeric silicone elastomers
537 enabled by dynamic Meldrum’s acid derived cross-links. *ACS Macro Lett*. 2018;7(4):
538 482–486; (d) Feng Z, Yu B, Hu J, et al. Multifunctional vitrimer-like polydimethylsilox-
539ane (PDMS): recyclable, self-healable, and water-driven malleable covalent networks
540 based on dynamic imine bond. *Ind Eng Chem Res*. 2019;58(3):1212–1221; (e) Wu Q,
Xiong H, Peng Y, et al. Highly stretchable and self-healing “solid-liquid” elastomer with
strain-rate sensing capability. *ACS Appl Mater Interfaces*. 2019;11(21):19534–19540.
- [31] (a) Roy N, Buhler E, Lehn J-M. Double dynamic self-healing polymers: supramolecular
and covalent dynamic polymers based on the bis-iminocarbohydrazide motif. *Polym*
Int. 2014;63(8):1400–1405; (b) Stukenbroeker T, Wang W, Winne JM, et al.
Polydimethylsiloxane quenchable vitrimers. *Polym Chem*. 2017;8(43):6590–6593; (c)
Zhang Y, Yuan L, Liang G, et al. Simultaneously achieving superior foldability, mechan-
ical strength and toughness for transparent healable polysiloxane films through building
hierarchical crosslinked networks and dual dynamic bonds. *J Mater Chem A*. 2018;

541 6(46):23425–23434; (d) Wang Z, Gangarapu S, Escorihuela J, et al. Dynamic covalent
542 urea bonds and their potential for development of self-healing polymer materials. *J*
543 *Mater Chem A*. 2019;7(26):15933–15943; (e) Chen G, Sun Z, Wang Y, et al. Designed
544 preparation of silicone protective materials with controlled self-healing and toughness
545 properties. *Prog Org Coat*. 2020; 140:105483.

- [32] Wang Z, Lu X, Sun S, et al. Preparation, characterization and properties of intrinsic
546 self-healing elastomers. *J Mater Chem B*. 2019;7(32):4876–4926.
- [33] Tyagi D, Yilgör I, Mc Grath JE, et al. Segmented organosiloxane copolymers: 2 thermal
547 and mechanical properties of siloxane-urea copolymers. *Polymer*. 1984;25(12):
548 1807–1816.
- [34] Spiesschaert Y, Guerre M, Imbernon L, et al. Filler reinforced polydimethylsiloxane-
549 based vitrimers. *Polymer*. 2019;172:239–246.
- [35] Yi B, Wang S, Hou C, et al. Dynamic siloxane materials: from molecular engineering to
550 emerging applications. *Chem Eng J*. 2021;405:127023.
- [36] Liu Z, Hong P, Huang Z, et al. Self-healing, reprocessing and 3D printing of transpar-
551 ent and hydrolysis-resistant silicone elastomers. *Chem Eng J*. 2020;387:124142.
- 552
553
554
555
556
557
558
559
560
561
562
563
564
565
566
567
568
569
570
571
572
573
574
575
576
577
578
579
580
581
582
583
584
585