



HAL
open science

Heteroaggregation between particles modified by polyelectrolyte multilayers

Manuella Cerbelaud, Yasmine Bennani, Claire Peyratout

► To cite this version:

Manuella Cerbelaud, Yasmine Bennani, Claire Peyratout. Heteroaggregation between particles modified by polyelectrolyte multilayers. *Colloids and Surfaces A: Physicochemical and Engineering Aspects*, 2022, 650, pp.129572. <10.1016/j.colsurfa.2022.129572>. <hal-03820917>

HAL Id: hal-03820917

<https://hal.science/hal-03820917v1>

Submitted on 19 Oct 2022

HAL is a multi-disciplinary open access archive for the deposit and dissemination of scientific research documents, whether they are published or not. The documents may come from teaching and research institutions in France or abroad, or from public or private research centers.

L'archive ouverte pluridisciplinaire **HAL**, est destinée au dépôt et à la diffusion de documents scientifiques de niveau recherche, publiés ou non, émanant des établissements d'enseignement et de recherche français ou étrangers, des laboratoires publics ou privés.



HAL Authorization

Heteroaggregation between particles modified by polyelectrolyte multilayers

Manuella Cerbelaud*, Yasmine Bennani, Claire Peyratout
Univ. Limoges, CNRS, IRCER, UMR 7315, F-87000 Limoges, France

Abstract

The heteroaggregation of particles is interesting in many fields and particularly in the field of ceramic shaping. In general, heteroaggregation is obtained by mixing powders with opposite surface charges, which may require in some cases surface modifications of the particles.

Here we propose to study the behavior of suspensions composed of a mixture of particles with positive and negative charges, created by the adsorption of polyelectrolyte multilayers on their surface. Particular attention is paid to the effect of the number of layers of adsorbed polyelectrolytes and of the ionic strength.

This study shows that these surface modifications allow, whatever the number of layers, to have heteroaggregation in the absence of salt. Moreover, depending on the number of adsorbed layers, the addition of salt has a different effect on the suspension behavior. These phenomena can be explained by screening effects already mentioned in the literature for unmixed suspensions of particles modified by polyelectrolyte multilayers. As a consequence, this study highlights that the study of heteroaggregation in these systems is a very simple way to analyze this effect of screening which is difficult to observe on non-mixed suspensions.

Keywords: Heteroaggregation, colloid surface modifications, polyelectrolyte multilayers, salt effect

1. Introduction

For the last few years, the phenomenon of heteroaggregation of particles has been studied since it occurs in many fields ranging from pharmaceuticals to foodstuffs, including the man-

*Corresponding author

Email address: manuella.cerbelaud@unilim.fr; Tel: +33 (0)5 87 50 23 47 (Manuella Cerbelaud)

4 manufacture of textured materials [1]. In the case of the shaping of ceramics, heteroaggregation
5 was for example used to manufacture millimetric spheres, porous materials or even more
6 recently ceramics presenting an oriented structure similar to nacre [2, 3, 4, 5].

7 In most heteroaggregated systems, particles carry surface charges of opposite sign, allowing
8 them to heteroaggregate. Moreover, to obtain a good distribution of colloids in the aggre-
9 gates, particles of the same nature must be sufficiently charged to avoid homoaggregation.
10 That is why, in most cases, suspensions are obtained from powders with very different iso-
11 electric points and for which there is a zone of pH values where the particles carry surface
12 charges of opposite sign. The optimal conditions for heteroaggregation are then often ob-
13 tained by adjusting the pH value [6, 7]. This method limits the possibilities of using certain
14 powders which would have, for example, close isoelectric points. In this case, the range of
15 pH values where the particles are of opposite sign is too small. This is why it can be of
16 interest to modify the surface of the particles to obtain the necessary conditions for their
17 heteroaggregation.

18 In this study, we propose to investigate the possibility of modifying the surface of the parti-
19 cles by adding layers or multilayers of polyelectrolytes to obtain sufficiently stable particles
20 with opposite charge. Indeed, the adsorption of polyelectrolyte multilayers on the surface of
21 particles has already been widely studied and it has been shown that this adsorption, simple
22 to implement, can be carried out on natural polymers [8], or inorganic powders [9] such as
23 silica [10], calcium carbonate [11] or alumina [12].

24 The principle of polyelectrolyte multilayer formation consists in the progressive adsorption
25 of polyelectrolytes of opposite signs on particles that exhibit surface charges. The first layer
26 is made with polyelectrolyte with a charge opposite to that of the particle surface. Then the
27 next layer is obtained with a polyelectrolyte of opposite charge to the previous polyelectrolyte
28 (thus of the same sign as the particle surface) and so on. This method allows to control not
29 only the surface charge of the particles but also the spacing between the particles by steric
30 effects due to the presence of polymeric chains.

31 Numerous studies have already been carried out to understand the kinetics of formation of
32 these multilayers, the organization between the polymers or the ionic distribution within
33 these multilayers [13, 14, 15, 16, 17, 18]. However, to our knowledge, few studies have been
34 performed on the possibility of using these multilayers to control the behavior of inorganic

35 colloidal suspensions. That is why, the aim of this study is to verify whether such sur-
36 face modifications by electrolyte multilayers can be used to broaden the range of materials
37 that can be used in ceramic shaping processes using heteroaggregation. Thus, we propose
38 to study the heteroaggregation between silica particles which surface was modified with
39 polyelectrolyte multilayers of poly-sodium 4-styrenesulfonate (PSS, negatively charged) and
40 polydiallyldimethylammonium chloride (PDADMAC, positively charged). Since the presence
41 of salt in these systems has a great influence on the conformation of the multilayers [18, 19],
42 the possibility of using salt to control heteroaggregation is also investigated.

43 **2. Experimental methods**

44 *2.1. Raw materials*

45 Tetraethyl orthosilicate 98% (TEOS) and ammonia solution 28% (NH₄OH) are obtained
46 from Acros Organic. Absolute ethanol is provided by BDH Prolabo. 3-aminopropyl-triethoxysilane
47 99% (APTES), fluorescein isothiocyanate isomer I 90% (FITC), rhodamine B isothiocyanate
48 (RBITC), poly sodium 4-styrenesulfonate solution 30 w.% of Mw= 70000 (PSS), poly dial-
49 lyldimethylammonium chloride solution 20 w.%, of Mw= 200000 (PDADMAC) and anhy-
50 drous sodium chloride (NaCl) are obtained from Sigma-Aldrich. All reagents are used as
51 received.

52 *2.2. Experimental characterizations*

53 Zeta potentials are measured using a Zetasizer Nano ZS from Malvern.
54 Aggregation is observed via sedimentation tests. All suspensions are prepared at 3.vol.% with
55 distilled water. In the case of mixed suspensions, the different powders are introduced simul-
56 taneously in water. NaCl solutions are then introduced to adjust the salt concentration to
57 1.25×10^{-3} M, 2.50×10^{-3} M, 5.00×10^{-3} M, 7.50×10^{-3} M and 1.00×10^{-2} M respectively. The
58 concentration of the added saline solution is adjusted to add an identical volume of saline
59 solution to each suspension in order not to change the volume fraction of particles. The
60 suspensions are then mixed with an ultrasonic treatment (300 W, 30 s, pulse on 3 s, pulse off
61 1 s). Immediately after their preparation, the suspensions are sealed in test tubes and left to
62 rest. The heights of the sediments are analyzed after one week.
63 The suspensions of fluorescently-labeled particles are observed with an epifluorescence micro-

64 scope Axio Imager 2 from Zeiss and with a confocal microscope LSM 880 from Zeiss. Images
65 are processed with imageJ software.

66 **3. Results and discussion**

67 *3.1. Powder synthesis*

68 In this study, it is proposed to investigate heteroaggregation in model systems composed
69 of spherical, fluorescent silica particles covered with PDADMAC/PSS polyelectrolyte multi-
70 layers. The silica particles are synthesized following the protocol described in reference [20],
71 which is a modified Stöber synthesis. First, silica seeds are synthesized by the hydrolysis of
72 TEOS in the presence of ammonia and ethanol. Then, a fluorescent dye (RBITC or FITC)
73 previously associated with APTES, is introduced. Finally, a coarsening step by progressive
74 addition of TEOS is performed. The synthesized powders are centrifuged and rinsed three
75 times with ethanol before being dried. The obtained fluorescent spherical silica particles have
76 a diameter of about 600 nm.

77 These particles are then surface modified by adsorption of polyelectrolyte multilayers follow-
78 ing protocols proposed in References [10] and [21]. The principle of the surface modification
79 is based on the progressive addition of the silica suspension into a previously prepared saline
80 solution of polyelectrolytes. PSS or PDADMAC solutions (1.5 mg/mL) with a NaCl con-
81 centration of 0.5 M are used. The silica suspension, prepared with 1 g of powder in 40 mL
82 of distilled water, is then introduced dropwise into 100 mL of polyelectrolyte solution, under
83 magnetic stirring. The mixture is stirred for 20 minutes. It is then centrifuged for 5 min at
84 3000 rpm and rinsed three times with distilled water to remove excess or poorly adsorbed
85 polyelectrolytes molecules.

86 Since silica is negatively charged, the first layer of polyelectrolytes adsorbed is PDADMAC.
87 Then, layers of PSS and PDADMAC will be alternatively adsorbed until the desired number
88 of layers is obtained. Once the surface modification is completed, the powders are dried
89 overnight at 50°C.

90 After each modification, the zeta potential is measured to check that there is a change in
91 sign of the surface charge. Figure 1 shows the evolution of the zeta potential of a rhodamine-
92 labeled silica powder as a function of the number of adsorbed polyelectrolyte layers. Data
93 show that the particles have an absolute value of zeta potentials at around 40 mV and that

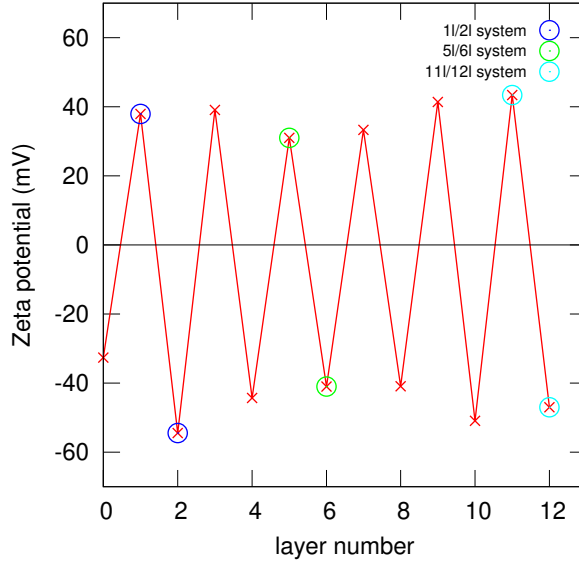


Figure 1: Evolution of the zeta potential as a function of the number of adsorbed polyelectrolyte layers for rhodamine-labeled silica particles. The circles show the binary systems used to study heteroaggregation.

94 there is indeed an alternation of the sign of the surface charge according to the number of
 95 layers.

96

97 Zeta potential measurements, performed on suspensions prepared with dried powder after
 98 surface modification show surface potential values similar to those obtained before drying,
 99 which suggests that this drying step does not alter the charges of modified surfaces.

100 These surface modifications allow thus to have strongly charged particles, however they do
 101 not allow to tune precisely the absolute value of the zeta potential.

102

103 In the following, the study will focus on the heteroaggregation, i.e. on suspensions where
 104 negative and positive particles are mixed together. To see the influence of the number of
 105 layers, three systems will be analyzed:

- 106 • System 11/21: mixture of modified silica with 1 layer (positively charged) and modified
 107 silica with 2 layers (negatively charged),
- 108 • System 51/61: mixture of modified silica with 5 layers (positively charged) and modified
 109 silica with 6 layers (negatively charged),




Figure 2: Sedimentation tests showing the influence of salt concentration in the aggregation of surface modified silica particles for the system 11/2l, 5l/6l and 11l/12l. Pictures are taken one week after the preparation of suspensions. On the top row: fluorescein-labeled silica particles modified with an odd layer number (positively charged); on the middle row: rhodamine-labeled silica particles modified with an even number of layers (negatively charged); on the bottom row: binary system composed of 50% of silica modified with an odd number of layers and 50% of silica modified with an even layers number.

- System 11l/12l: mixture of modified silica with 11 layers (positively charged) and modified silica with 12 layers (negatively charged).

The modified particles with an odd number of layers, *i.e.* positively charged will be marked by fluorescein. They will therefore appear green in epifluorescence/confocal microscopy. The modified powders with an even number of layers, *i.e.* negatively charged, will be marked by rhodamine and will appear red in epifluorescence/confocal microscopy.

3.2. Analysis of the heteroaggregation in the binary systems 1l/2l, 5l/6l and 11l/12l

Aggregation in the binary systems is studied by sedimentation tests in the presence of different amounts of salt, and therefore for different ionic strength values. Figure 2 shows pictures of the sedimentation tubes taken after one week for the three binary systems analyzed in this study (1l/2l; 5l/6l and 11l/12l respectively). For each system, tests are performed with only the positive powder (top row), with only the negative powder (middle row) and with both powders mixed at 50% (bottom row).

123 In all systems, in the absence of salt, it is observed that the deposits obtained with the
124 positive particles alone, or negative alone, are of low heights, reflecting that these suspensions
125 are stable and that the identical particles have a low tendency to aggregate. On the other
126 hand, as soon as the positive and negative powders are mixed in equal proportion, a sediment
127 of greater height is obtained rapidly (less than 30 minutes), revealing a strong aggregation
128 in these mixed systems. In the absence of salt, these tests give results similar to what is
129 observed in systems where the powders heteroaggregate [20]. These results show that the
130 different surface modifications performed allow heteroaggregation between oppositely charged
131 particles and limit homoaggregation between particles of the same sign.
132 Since polyelectrolyte multilayers are sensitive to the presence of salt [19], sedimentation
133 tests are also performed with increasing NaCl concentration up to $C = 10^{-2}$ M. In this range
134 of NaCl concentration, no major changes are observed for suspensions composed of only
135 negative particles. The sediments are of low height and the suspensions are stable whatever
136 the concentration of NaCl used. For the suspensions of positive particles, upon increasing salt
137 concentration, the sediments remain of low heights and the suspensions thus remain rather
138 stable. However, in the 11/2l system, the sediment height seems to increase a little with the
139 amount of salt while in the other two systems (5l/6l and 11l/12l) it seems to decrease slightly.
140 For the mixed systems, the behavior of the 11/2l and 5l/6l systems is similar. A sediment of
141 almost constant height is observed whatever the salt concentration used, which attests to a
142 strong heteroaggregation even in the presence of salt.

143 The behavior of the 11l/12l system is different from the other two systems. While the
144 11/2l and 5l/6l systems show little evolution according to the amount of salt, the 11l/12l
145 system shows different sediment heights according to the salt concentration. In the absence
146 of salt or at low concentration ($C = 1.25 \times 10^{-3}$ M), we observe a sediment of great height.
147 However, as the salt content continues to increase, the sediment height decreases and then
148 increases again. In addition, the appearance of the deposits obtained is very different. The
149 highest sediments have a high porosity compared to that obtained in systems with fewer
150 layers (11/2l and 5l/6l systems) and aggregates are stuck to the walls of the tubes (see Fig-
151 ure 2 at $C = 10^{-2}$ M). The sediments have also a more gelled appearance, which could be
152 explained by the presence of a greater amount of polymers in this system.

153

154 To better understand the aggregation in these mixed 11l/12l systems, the aggregates
155 are observed by epifluorescence and confocal microscopy. Images obtained for different salt
156 concentrations are reported in Figure 3.

157 In the absence of salt or for a NaCl concentration of $C = 1.25 \times 10^{-3} \text{ M}$, the presence of
158 large heteroaggregates is clearly observed. The particles are well distinguished and one can
159 see an alternation between red and green particles in the aggregates, which is a typical dis-
160 tribution for heteroaggregates [20]. For a salt concentration equal to $C = 2.5 \times 10^{-3} \text{ M}$, where
161 sedimentation tests show a low sediment height, the aggregates observed by microscopy are
162 smaller and more compact. They are still composed of red and green particles, evidence
163 of heteroaggregation. As the salt concentration increases to $C = 5.00 \times 10^{-3} \text{ M}$, which still
164 corresponds to a low height sediment, small compact heteroaggregates are observed but also
165 individual particles, both red and green, showing that for this concentration of salt, there are
166 deflocculated particles. As we continue to increase the salt concentration, we again observe
167 large aggregates composed of heteroaggregated particles.

168 In all cases, we never observed crystallized zones in the aggregates. Moreover, we do not
169 observe linear heteroaggregates. This can be explained by a short range of repulsive inter-
170 actions between particles of the same nature, which does not allow to push them far enough
171 from each other to obtain a linear sequence.

172 To understand the behavior of these complex systems, it is necessary to take into account not
173 only electrostatic effects but also effects specific to the presence of polyelectrolyte layers, such
174 as steric effects. We will discuss this point in the following. In this article, we do not focus
175 on the shape of the aggregates but on the possibility to form them while the suspension is at
176 rest, that is why we will analyze the behavior of the suspensions only from the interparticle
177 interactions without taking into account the hydrodynamic effects, which can influence the
178 kinetics of aggregation and the aggregate shapes [22].

179 As a comparison, to clearly distinguish the role of polymer-level interactions and elec-
180 trostatic interactions, sedimentation tests are performed on a model system composed of
181 rhodamine-labeled silica particles and fluorescein-labeled silica particles modified on the sur-
182 face by grafting APTES molecules (SLF APTES/SIR system). Previous studies have al-
183 ready shown that for these systems, there is a strong heteroaggregation at pH 6 without
184 addition of salt [23]. Sedimentation tests are thus performed at pH 6 for the different NaCl

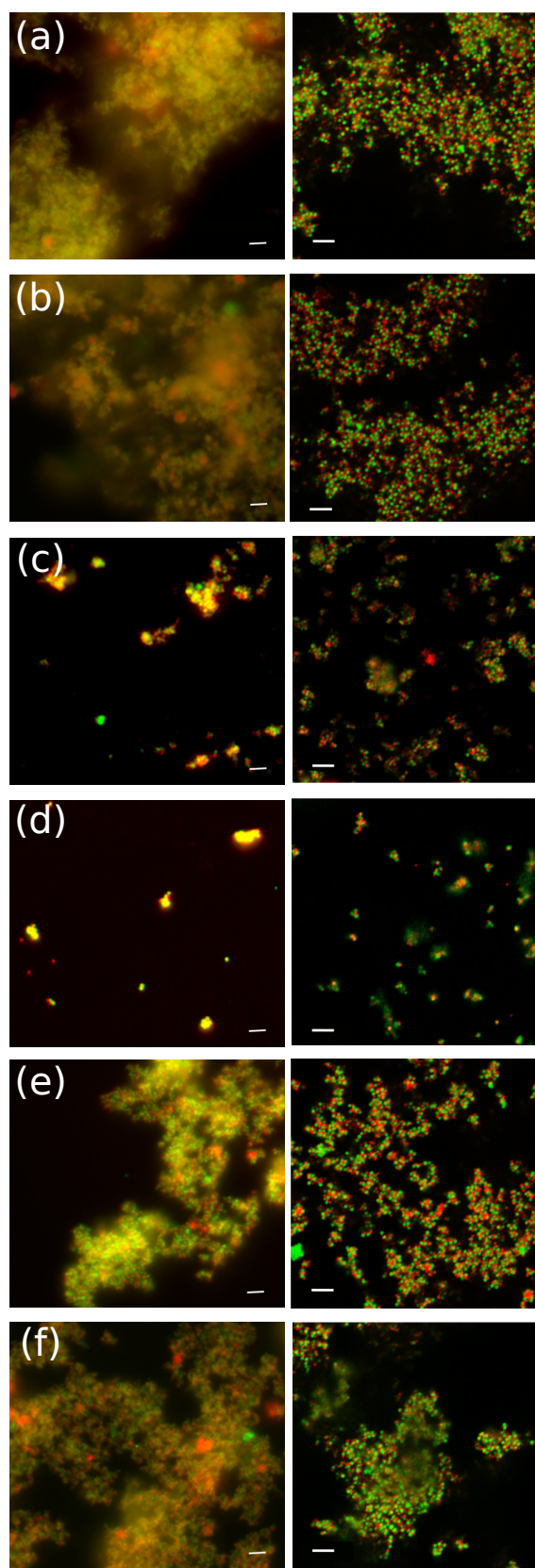


Figure 3: Aggregates observed by epifluorescence microscopy (left) and confocal microscopy (right) in the system 11l/12l as a function of NaCl concentration: (a) without salt, (b) $C=1.25 \times 10^{-3}$ M, (c) $C=2.50 \times 10^{-3}$ M, (d) $C=5.00 \times 10^{-3}$ M, (e) $C=7.50 \times 10^{-3}$ M and (f) $C=1.00 \times 10^{-2}$ M. Scale bar = $6\mu\text{m}$



Figure 4: Sedimentation tests showing the influence of salt concentration in the aggregation for the system Si_F APTES, SLR and mix (50% of Si_F APTES and 50% of SLR). Pictures are taken one week after the preparation of suspensions.

185 concentrations previously used. Images of the sedimentation tubes are reported in Figure 4.

186 The results obtained with the latter system are very similar to those obtained for the
 187 1l/2l system. The behavior of these Si_F APTES/ Si_R and 1l/2l systems can be interpreted
 188 in the same way. Indeed, it does not seem necessary to take into account steric effects to
 189 understand the 1l/2l system even if polymers are present. For these both systems, where
 190 there are no or few polyelectrolyte layers, the behavior of the suspensions can be explained
 191 only by a change of electrostatic interactions. Indeed, for native charged oxide particles
 192 (without polymers), it is known that the behavior of the suspensions can be described by the
 193 so-called Derjaguin, Landau, Verwey and Overbeek (DLVO) potential, which results from the
 194 sum of an attractive potential due to van der Waals forces and of an electrostatic potential.
 195 The van der Waals contribution can be expressed as follows [24]:

$$U_{ij}^{vdW} = -\frac{A_{ij}}{6} \left\{ \frac{2a_i a_j}{r_{ij}^2 - (a_i + a_j)^2} + \frac{2a_i a_j}{r_{ij}^2 - (a_i - a_j)^2} + \ln \left[\frac{r_{ij}^2 - (a_i + a_j)^2}{r_{ij}^2 - (a_i - a_j)^2} \right] \right\}, \quad (1)$$

196 with a_i the radius of colloid i , r_{ij} the distance between colloids i and j and A_{ij} called constant
 197 of Hamaker which is related to the nature of the colloids and of the solvent (here silica in

198 water $A = 4.6 \times 10^{-21}$ J [25]). The electrostatic contribution can be modeled by [26]:

$$U_{ij}^{elHHF} = \pi\epsilon \frac{a_i a_j}{a_i + a_j} (\psi_i^2 + \psi_j^2) \left\{ \frac{2\psi_i \psi_j}{(\psi_i^2 + \psi_j^2)} \ln \left[\frac{1 + e^{-\kappa h_{ij}}}{1 - e^{-\kappa h_{ij}}} \right] + \ln [1 - e^{-2\kappa h_{ij}}] \right\}, \quad (2)$$

199 with $h_{ij} = r_{ij} - (a_i + a_j)$ the distance between the surfaces of particles i and j , $\epsilon = \epsilon_r \epsilon_0$ the
 200 dielectric constant of the solvent (here water), the surface potential of the particle i and the
 201 inverse of the Debye length defined for a symmetrical electrolyte by the equation [27]:

$$\kappa = \sqrt{\frac{2e^2 z^2 N_a I 10^3}{\epsilon k_B T}} \quad (3)$$

202 where z is the valence of the ions in the electrolyte (here $z = 1$), N_a is Avogadro's num-
 203 ber, k_B is Boltzmann's constant and T is the temperature ($T=293$ K). I is the ionic strength
 204 expressed in mol/L which is deduced from the quantity of salt present in the suspension.

205 These expressions are valid when the particles have homogeneous surface properties. How-
 206 ever, when polyelectrolytes are adsorbed on colloids, there can be surface inhomogeneities
 207 which lead to attractions between the particles which can be considered as attractions be-
 208 tween patch-charge heterogeneities [28]. In this study, although such surface inhomogeneities
 209 may exist, they do not seem to govern the behavior of the suspensions, since as shown in
 210 Figure 2, taken individually the suspensions are not aggregated. This is why we will neglect
 211 the effects of surface inhomogeneities in the following.

212

213 When salt is added, the Debye length is decreased, resulting in a screening of the sur-
 214 face charges and thus a decrease in the range of electrostatic interactions in favor of van
 215 der Waals interactions, which may result in an increase in aggregation between like particles
 216 (see Figure 5). This screening could be the reason for the small increase in sediment in the
 217 case of positive particles as a function of salt in the SLF APTES/SLR systems and the
 218 1l/2l systems. However, for the systems studied here, the surface potentials are high, on the
 219 order of 40 mV (see Figure 1 and Reference [23]) and the presence of salt is not sufficient to
 220 strongly screen the surface charges and thus has little influence on the global aggregation.
 221 DLVO curves plotted for surface potentials of 40 mV indeed show a decrease in the range
 222 of interactions with increasing salt concentration, but this is not sufficient to create strong
 223 homoaggregation and thus has little influence on heteroaggregation (see Figure 5).

224

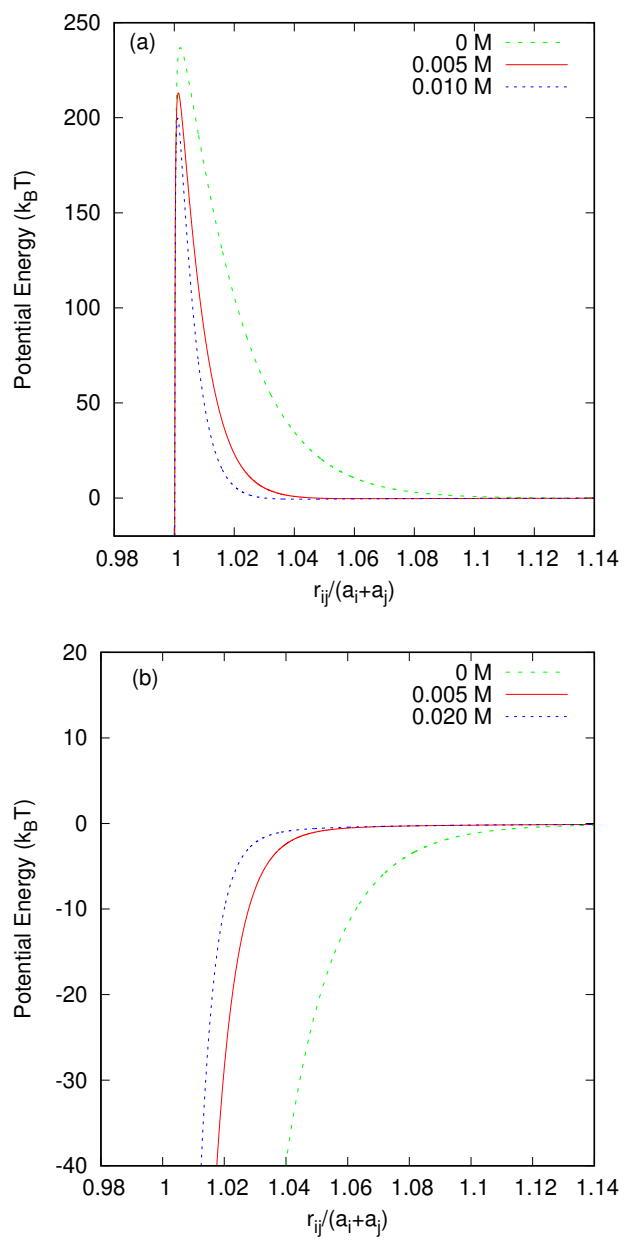


Figure 5: DLVO potentials for 600 nm silica particles dispersed in water with a surface potential of 40 mV in absolute value for different NaCl concentrations: (a) particles of same charge; (b) particles of opposite charge

225 To explain the behavior of the 11l/12l mixed system, which is quite different from that
226 observed in the previous systems (SLF APTES/SLR and 1l/2l systems), it is necessary to
227 take into account what happens in the polyelectrolyte multilayer. The electrostatic inter-
228 actions between coated particles, and therefore the DLVO interactions are not sufficient to
229 understand the suspension behavior.

230 For the PDADMAC/PSS combination, it is known that the thickness of the layers increases
231 strongly with the number of layers and the salt concentration used during the synthe-
232 sis [18, 29, 13]. Indeed, the strong electrolytes used here must be well adsorbed, especially
233 because of the high ionic concentration used during the synthesis (here $C_{\text{NaCl}} = 0.5 \text{ M}$). For
234 the 11l/12l system, a much thicker layer of polyelectrolytes is thus present on the surface of
235 the particles compared to the two other systems considered in this study. Because of that, it
236 is assumed that the behavior of this system is essentially due to the polyelectrolyte multilayer
237 interactions (the van der Waals potential being active at a short separation distance). When
238 polyelectrolytes are adsorbed in the presence of salts, extrinsic charge compensation can be
239 achieved with the presence of ions and water in the structure of the multilayers [30, 18],
240 which cause the layers to swell. As already mentioned, the presence of ionic species makes
241 them sensitive to ionic strength [31]. Many studies have indeed shown that the conformation
242 of multilayers and in particular the swelling properties vary with the concentration of salts
243 and the nature of the last adsorbed layer [32, 33, 19]. Authors have also shown that swelling
244 is reversible and that swelling/shrinking cycles of multilayers are possible by modifying the
245 concentration and/or the nature of the salts present in suspension [34, 35, 36].

246 For the PDADMAC/PSS systems, it was shown that the ions trapped in the multilayer were
247 mobile and could be partially removed leading to a shrinkage of the layers or replaced by ions
248 of a different nature, which could lead to a swelling or even a destruction of the layers [35].
249 These behaviors could be explained by screening effects within the multilayer. When the
250 polyelectrolyte layers are in the presence of water, the ions are extracted from the multilayer
251 and the charge compensation between polyelectrolytes is extrinsic, so that the multilayer
252 can shrink (the surface charges are then essentially due to the charges of the last adsorbed
253 polyelectrolyte). Then, when the salt concentration is increased, the ions penetrate again
254 into the multilayer, leading first to their electrostatic screening and then again to an extrin-
255 sic charge compensation regime with a possible swelling of the multilayer. When the salt

256 concentrations become important (higher than the one used during the synthesis), there can
257 finally be a destruction of the multilayer [35, 19]. The salt concentrations used in this study
258 being much lower than that used during the synthesis of the multilayers, it is unlikely to
259 obtain this destruction.

260 These screening phenomena help to explain the aggregation in the 11l/12l system. This is
261 summarized in Figure 6.

262 Since powder are rinsed in water, they may be few ions in the multilayer and thus an intrinsic
263 charge compensation between polymers is expected in suspensions without added salt. The
264 charge of particle is thus created by the latest adsorbed polyelectrolyte layer, which is highly
265 charged. Therefore, in the absence of salt or at very low ionic concentration, mixing powder
266 with 11 layers (positive) and powder with 12 layers (negative) will allow the heteroaggregation
267 while avoiding aggregation between identical particles.

268 However, when the amount of salt is increased ($C= 2.5 \times 10^{-3}$ M and $C= 5. \times 10^{-3}$ M),
269 the charge of the multilayers is progressively screened, which decreases the heteroaggrega-
270 tion phenomena. Moreover, the presence of a thick polymer layer on the surface, create a
271 steric effect which will slows down the aggregation between particles. Some particles will
272 even be deflocculated. When the salt concentration increases again, the ions penetrate the
273 multilayer and the extrinsic charge compensation takes place again. The particles become
274 strongly charged again and the heteroaggregation phenomena are again observed. Moreover,
275 experimentally, confocal microscopy observations show a diffusion of the fluorescence signals
276 which could be explained by a swelling of the polymer for the highest salt concentration (see
277 Figure 3 (f)).

278 For suspensions composed only of 12 layers surface modified particles, sedimentation tests
279 show always a small sediment. However, it has previously been stated that the sediment
280 heights obtained with only the powders modified with 11 layers of polyelectrolytes are higher
281 and decrease with the addition of salt. This phenomenon can be link to previous reported
282 observations in literature which have shown the influence of the latest layer nature on the
283 swelling properties. Indeed, for example, it has already been shown that 17-layers multilayer,
284 with PDADMAC as last layer, shrink more and lost more water when exposed to NaCl so-
285 lution compared to 16-layers multilayers, with PSS as last layer [36].

286

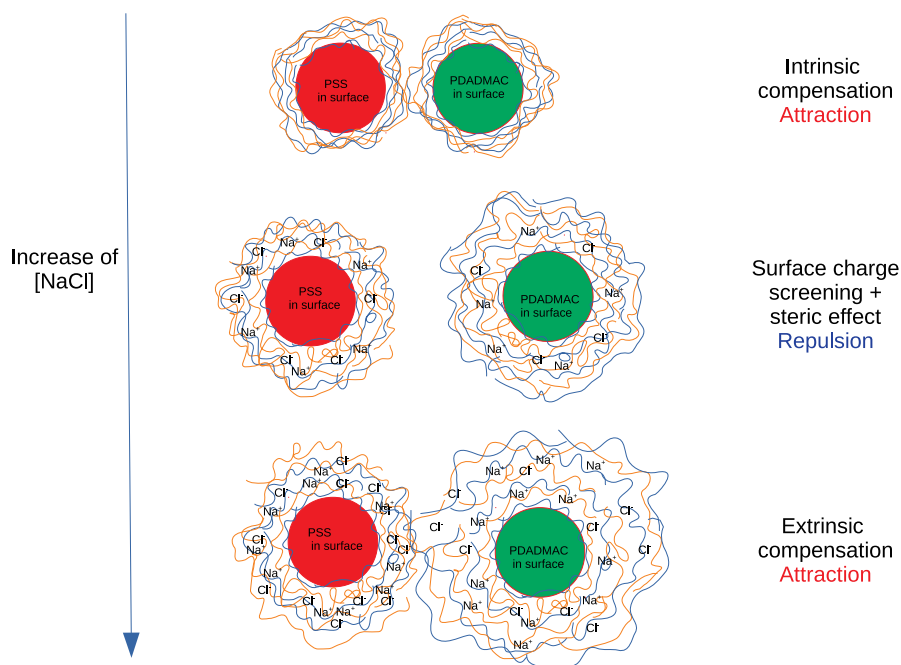


Figure 6: Schematic diagram to explain the variation of aggregation as a function of salt for the 111/121 system

287 For the mixed 5l/6l system, it seems that the number of adsorbed layers is not sufficient to
 288 observe clearly the screening phenomenon. Previous studies show indeed different structural
 289 changes and charge compensation mechanisms between systems composed of only a few
 290 layers and those composed of at least a dozen layers [37]. As already reported in literature,
 291 the structure of the multilayers can be modeled in 3 different zones [38]. The first zone is
 292 located near the surface of the substrate and is generally composed of a few layers. The
 293 polyelectrolytes line up along the substrate and have little mobility. Then, a second zone,
 294 which actually composes the multilayer is observed. And on the surface, a third zone of low
 295 thickness makes the transition between the second zone and the solution environment. In the
 296 case of the 5l/6l system, the second zone where the polyelectrolytes no longer feel the effect of
 297 the substrate must be very small and this system seems less sensitive to the variation of the
 298 ionic strength. Nevertheless, it is observed that suspensions with particles modified with 5
 299 layers seem to be somewhat more stabilized with the addition of salt than particles modified
 300 with 11 layers. However, there is no significant effect observed on the heteroaggregation in
 301 the mixed 5l/6l systems.

302 All these results confirm that for polyelectrolyte multilayers of around dozzain of layers, salt

303 has a significant effect on the multilayer properties as previously mentioned in literature [19].
304 This study reveals also that studying the heteroaggregation is a very simple way to see these
305 effect.

306 4. Conclusion

307 In conclusion, first silica particles are surface modified by multilayers of PADMAC/PSS
308 polyelectrolytes. An even number of layers is used to obtain negative particles while an odd
309 number of layers is used to obtain positive particles. Then, this study focuses on the sus-
310 pension behavior of mixtures of positive and negative particles as a function of the number
311 of adsorbed layers and the ionic strength. The results clearly show that in absence of salt,
312 heteroaggregate systems can be obtained if we mix modified particles with an even number
313 of layers and others with an odd number of layers whatever the number of adsorbed layers.
314 This results open thus perspectives to use such modification to allow new combination of
315 particles in ceramic shaping processes using heteroaggregation.

316 It is also observed that if the number of adsorbed layers is low, the behavior can be explained
317 by the DLVO theory and an addition of salt in the suspension has little effect on the aggre-
318 gation. On the other hand, for a higher number of layers (here 11l/12l system), the effects of
319 the presence of the multilayer, and especially steric effects must also be taken into account
320 to understand the aggregation of mixed suspensions in presence of salt. Results indeed show
321 that for particles covered with a large number of multilayers, size of heteroaggregates can be
322 controlled by adjusting the ionic strength. It appears also that some particles can even be
323 sterically stabilized at a given concentration of salt because of steric repulsion. This could
324 be interesting for ceramic shaping processes, such as direct coagulation casting process for
325 example. In this case, sterically stabilized mix suspensions could be heteroaggregated in situ
326 by an increase of salt concentration.

327 This study also shed light that studying heteroaggregation in the presence of multilayer
328 covered particles is actually a very simple way to see how the presence of salt affects the
329 properties of polyelectrolyte multilayers. Indeed, the screening effects of multilayers induced
330 by salt is very visible in mixed systems that heteroaggregate.

331 Acknowledgments

332 The authors thank Claire Carrion for her help on the confocal microscope.

333 CRediT author statement

334 **Manuella Cerbelaud**: Conceptualization, Investigation, Writing - Original Draft, Su-
335 pervision; **Yasmine Bennani**: Investigation, Writing - Review & Editing; **Claire Peyratout**:
336 Conceptualization, Writing - Review & Editing

337 Funding

338 This research did not receive any specific grant from funding agencies in the public,
339 commercial, or not-for-profit sectors.

- 340 [1] N. B. Alsharif, S. Murath, B. Katana, I. Szilagyi, Composite materials based on heteroag-
341 gregated particles: Fundamentals and applications, *Advances in Colloid and Interface*
342 *Science* 294 (2021) 102456. doi:<https://doi.org/10.1016/j.cis.2021.102456>.
- 343 [2] S. Perko, A. Dakskobler, T. Kosmac, High-performance porous nanostructured ceram-
344 ics, *J. Am. Ceram. Soc.* 2010 (2010) 2499–2502. doi:[https://doi.org/10.1111/j.1551-](https://doi.org/10.1111/j.1551-2916.2010.03835.x)
345 [2916.2010.03835.x](https://doi.org/10.1111/j.1551-2916.2010.03835.x).
- 346 [3] Y. Ji, L. Black, P. Weidler, M. Janek, Preparation of nanostructured materials
347 by heterocoagulation-interaction of montmorillonite with synthetic hematite particles,
348 *Langmuir* 20 (2004) 9796–9806. doi:<https://doi.org/10.1021/la0495579>.
- 349 [4] P. Garcia-Perez, C. Pagnoux, A. Pringuet, A. Videcoq, J.-F. Baumard, Agglom-
350 eration of alumina submicronparticles by silica nanoparticles: application to pro-
351 cessing spheres by colloidal route, *J. Colloid Interface Sci.* 313 (2007) 527–536.
352 doi:<https://doi.org/10.1016/j.jcis.2007.04.050>.
- 353 [5] M. Munoz, M. Cerbelaud, A. Videcoq, H. Saad, A. Boulle, S. Meille,
354 S. Deville, F. Rossignol, Nacre-like alumina composites based on heteroag-
355 gregation, *Journal of the European Ceramic Society* 40 (15) 5773–5778.
356 doi:<https://doi.org/10.1016/j.jeurceramsoc.2020.06.049>.

- 357 [6] P. Dušak, A. Mertelj, S. Kralj, D. Makovec, Controlled heteroaggregation of two types
358 of nanoparticles in an aqueous suspension, *J. Colloid Interface Sci* 438 (2015) 235–243.
359 doi:<https://doi.org/10.1016/j.jcis.2014.09.086>.
- 360 [7] J. Lee, S. Lee, K. Ahn, S. Lee, Nanoparticle-induced gelation of bimodal slurries with
361 highly size asymmetric particles: effect of surface chemistry and concentrations, *Lang-*
362 *muir* 31 (2015) 13639–13646. doi:10.1021/acs.langmuir.5b03752.
- 363 [8] T. Mendoza-Dorantes, U. Pal, J. Vega-Acosta, C. Márquez-Beltrán, Encapsulation and
364 surface charge manipulation of organic and inorganic colloidal substrates by multilayered
365 polyelectrolyte films, *Colloids and Surfaces A: Physicochemical and Engineering Aspects*
366 434 (2013) 253–259. doi:<https://doi.org/10.1016/j.colsurfa.2013.05.027>.
- 367 [9] G. Decher, M. Eckle, J. Schmitt, B. Struth, Layer-by-layer assembled multicomposite
368 films, *Current Opinion in Colloid & Interface Science* 3 (1951) 32–39. doi:10.1016/S1359-
369 0294(98)80039-3.
- 370 [10] M. Dubois, M. Schönhoff, A. Meister, L. Belloni, T. Zemb, H. Möhwald, Equation of
371 state of colloids coated by polyelectrolyte multilayers, *Phys Rev E* 74 (2006) 051402.
372 doi:<https://doi.org/10.1103/PhysRevE.74.051402>.
- 373 [11] J. Lee, K. Sim, H. Youn, Effect of salt concentration in polyelectrolyte multilayering
374 on properties of modified gcc and filled paper, *Nordic Pulp & Paper Research Journal*
375 32 (2) (2017) 309–316. doi:<https://doi.org/10.3183/npprj-2017-32-02-p309-316>.
- 376 [12] W. Zhang, P.-I. Au, X. Zhang, H. Fan, C. Sun, M. Saunders, Y.-K. Leong, Spher-
377 ical α Al_2O_3 suspensions layered sequentially with anionic and cationic polyelec-
378 trolytes: Chemistry, rheology and tem images, *Powder Technology* 338 (2018) 716–724.
379 doi:<https://doi.org/10.1016/j.powtec.2018.07.068>.
- 380 [13] E. Guzman, H. Ritacco, J. E. F. Rubio, R. G. Rubio, F. Ortega, Salt-induced
381 changes in the growth of polyelectrolyte layers of poly(diallyl- dimethylammonium
382 chloride) and poly(4-styrene sulfonate of sodium), *Soft Matter* 5 (2009) 2130–2142.
383 doi:10.1039/b901193e.

- 384 [14] E. Guzman, H. A. Ritacco, F. Ortega, R. G. Rubio, Growth of polyelectrolyte layers
385 formed by poly(4-styrenesulfonate sodium salt) and two different polycations: New in-
386 sights from study of adsorption kinetics, *The Journal of Physical Chemistry C* 116 (29)
387 (2012) 15474–15483. doi:10.1021/jp304522t.
- 388 [15] E. Guzman, H. Ritacco, F. Ortega, R. G. Rubio, Evidence of the influence of adsorp-
389 tion kinetics on the internal reorganization of polyelectrolyte multilayers, *Colloids and*
390 *Surfaces A* 384 (2011) 274. doi:10.1016/j.colsurfa.2011.04.005.
- 391 [16] Y. C. Rachel L. Abbett, J. B. Schlenoff, Self-exchange of polyelectrolyte in multilayers:
392 Diffusion as a function of salt concentration and temperature, *Macromolecules* 54 (2021)
393 9522–9531.
- 394 [17] Y. E. Ghossoub, M. Zerball, H. M. Fares, J. F. Ankner, R. von Klitzing, J. B. Schlenoff,
395 Ion distribution in dry polyelectrolyte multilayers: a neutron reflectometry study, *Soft*
396 *Matter* 14 (2018) 1699–1708. doi:10.1039/C7SM02461D.
- 397 [18] E. Guzman, R. G. Rubio, F. Ortega, A closer physico-chemical look to the layer-by-
398 layer electrostatic self-assembly of polyelectrolyte multilayers, *Advances in Colloid and*
399 *Interface Science* 282 (2020) 102197. doi:https://doi.org/10.1016/j.cis.2020.102197.
- 400 [19] L. Han, Z. Mao, H. Wuliyasu, J. Wu, X. Gong, Y. Yang, C. Gao, Modulating the struc-
401 ture and properties of poly(sodium 4-styrenesulfonate)/poly(diallyldimethylammonium
402 chloride) multilayers with concentrated salt solutions, *Langmuir* 28 (1) (2012) 193–199.
403 doi:https://doi.org/10.1021/la2040533.
- 404 [20] M. Piechowiak, A. Videcoq, F. Rossignol, C. Pagnoux, C. Carrion, M. Cerbelaud,
405 R. Ferrando, Oppositely charged model ceramic colloids: Numerical predictions and
406 experimental observations by confocal laser scanning microscopy, *Langmuir* 26 (2010)
407 12540–12547. doi:https://doi.org/10.1021/la101027d.
- 408 [21] G. B. Sukhorukov, E. Donath, H. Lichtenfeld, E. Knippel, M. Knippel, A. Budde,
409 H. Möhwald, Layer-by-layer self assembly of polyelectrolytes on colloidal particles, *Col-
410 loids and Surfaces A: Physicochemical and Engineering Aspects* 137 (1) (1998) 253–266.
411 doi:https://doi.org/10.1016/S0927-7757(98)00213-1.

- 412 [22] A. Tomilov, A. Videcoq, M. Cerbelaud, M. Piechowiak, T. Chartier, T. Ala-Nissila,
413 D. Bochicchio, R. Ferrando, Aggregation in colloidal suspensions: evaluation of the
414 role of hydrodynamic interactions by mean of numerical simulations, *J. Phys. Chem.*
415 Bdoi:<https://doi.org/10.1021/jp407247y>.
- 416 [23] M. Cerbelaud, A. Aimable, A. Videcoq, Role of electrostatic interactions in oil-in-water
417 emulsions stabilized by heteroaggregation: An experimental and simulation study, *Lang-*
418 *muir* 34 (2018) 15795–15803. doi:<https://doi.org/10.1021/acs.langmuir.8b02922>.
- 419 [24] H. C. Hamaker, The London-van der Waals attraction between spherical particles, *Phys-*
420 *ica* 4 (1937) 1058–1072. doi:[https://doi.org/10.1016/S0031-8914\(37\)80203-7](https://doi.org/10.1016/S0031-8914(37)80203-7).
- 421 [25] L. Bergström, Hamaker constants for inorganic materials, *Adv. Colloid Interface Sci.* 70
422 (1997) 125–169–A163. doi:[https://doi.org/10.1016/S0001-8686\(97\)00003-1](https://doi.org/10.1016/S0001-8686(97)00003-1).
- 423 [26] R. Hogg, T. Healy, D. Fuerstenau, Mutual coagulation of colloidal dispersions, *Trans.*
424 *Fraday Soc.* 62 (1966) 1638–1651. doi:<https://doi.org/10.1039/TF9666201638>.
- 425 [27] M. Elimelech, X. Jia, J. Gregory, R. A. Williams, *Particle Deposition & Aggregation:*
426 *Measurement, Modelling and Simulation*, Butterworth-Heinemann, 1998.
- 427 [28] M. Borkovec, G. Papastavrou, Interactions between solid surfaces with adsorbed poly-
428 electrolytes of opposite charge, *Current Opinion in Colloid & Interface Science* 13 (2008)
429 429–437. doi:<https://doi.org/10.1016/j.cocis.2008.02.006>.
- 430 [29] R. v. Klitzing, J. E. Wong, W. Jaeger, R. Steitz, Short range interactions in polyelec-
431 trolyte multilayers, *Current Opinion in Colloid & Interface Science* 9 (1) (2004) 158–162.
432 doi:<https://doi.org/10.1016/j.cocis.2004.05.022>.
- 433 [30] R. Koehler, R. Steitz, R. von Klitzing, About different types of water in swollen poly-
434 electrolyte multilayers, *Advances in Colloid and Interface Science* 207 (2014) 325–331.
435 doi:<https://doi.org/10.1016/j.cis.2013.12.015>.
- 436 [31] H. Jomaa, J. Schlenoff, Salt-induced polyelectrolyte interdiffusion in multilay-
437 ered films: a neutron reflective study, *Macromolecules* 38 (2005) 8473–8480.
438 doi:<https://doi.org/10.1021/ma050072g>.

- 439 [32] S. T. Dubas, J. B. Schlenoff, Swelling and smoothing of polyelectrolyte multilayers by
440 salt, *Langmuir* 17 (25) (2001) 7725–7727. doi:<https://doi.org/10.1021/la0112099>.
- 441 [33] J. Irigoyen, L. Han, I. Llarena, Z. Mao, C. Gao, S. Moya, Responsive poly-
442 electrolyte multilayers assembled at high ionic strength with an unusual col-
443 lapse at low ionic strength, *Macromol Rapid Commun.* 33 (2012) 1964–1969.
444 doi:<https://doi.org/10.1002/marc.201200471>.
- 445 [34] K. Köhler, P. Biesheuvel, R. Weinkamer, H. Möhwald, G. Sukhorukov, Salt-induced
446 swelling-to-shrinking transition in polyelectrolyte multilayer capsules, *Phys Rev Lett* 97
447 (2006) 188301. doi:<https://doi.org/10.1103/PhysRevLett.97.188301>.
- 448 [35] J. T. O’Neal, E. Y. Dai, Y. Zhang, K. B. Clark, K. G. Wilcox, I. M. George, N. E.
449 Ramasamy, D. Enriquez, P. Batys, M. Sammalkorpi, J. L. Lutkenhaus, Qcm-d investi-
450 gation of swelling behavior of layer-by-layer thin films upon exposure to monovalent ions,
451 *Langmuir* 34 (3) (2018) 999–1009. doi:<https://doi.org/10.1021/acs.langmuir.7b02836>.
- 452 [36] J. J. I. Ramos, I. Llarena, S. E. Moya, Unusual collapse of highly hydrated polyelec-
453 trolyte multilayers with the ionic strength, *Journal of Polymer Science Part A: Polymer*
454 *Chemistry* 49 (11) (2011) 2346–2352. doi:<https://doi.org/10.1002/pola.24662>.
- 455 [37] R. A. Ghostine, M. Z. Markarian, J. B. Schlenoff, Asymmetric growth in polyelec-
456 trolyte multilayers, *Journal of the American Chemical Society* 135 (20) (2013) 7636–
457 7646. doi:[10.1021/ja401318m](https://doi.org/10.1021/ja401318m).
- 458 [38] G. Ladam, P. Schaad, J. C. Voegel, P. Schaaf, G. Decher, F. Cuisinier, In situ deter-
459 mination of the structural properties of initially deposited polyelectrolyte multilayers,
460 *Langmuir* 16 (3) (2000) 1249–1255. doi:<https://doi.org/10.1021/la990650k>.