



HAL
open science

Sex and dominance: How to assess and interpret intersexual dominance relationships in mammalian societies

Peter M. Kappeler, Elise Huchard, Alice Baniel, Charlotte Canteloup, Marie J.E. Charpentier, Leveda Cheng, Eve Davidian, Julie Duboscq, Claudia Fichtel, Charlotte Korinna Hemelrijk, et al.

► To cite this version:

Peter M. Kappeler, Elise Huchard, Alice Baniel, Charlotte Canteloup, Marie J.E. Charpentier, et al.. Sex and dominance: How to assess and interpret intersexual dominance relationships in mammalian societies. *Frontiers in Ecology and Evolution*, 2022, 10, pp.918773. 10.3389/fevo.2022.918773 . hal-03820273

HAL Id: hal-03820273

<https://hal.science/hal-03820273v1>

Submitted on 18 Oct 2022

HAL is a multi-disciplinary open access archive for the deposit and dissemination of scientific research documents, whether they are published or not. The documents may come from teaching and research institutions in France or abroad, or from public or private research centers.

L'archive ouverte pluridisciplinaire **HAL**, est destinée au dépôt et à la diffusion de documents scientifiques de niveau recherche, publiés ou non, émanant des établissements d'enseignement et de recherche français ou étrangers, des laboratoires publics ou privés.



Distributed under a Creative Commons Attribution 4.0 International License



OPEN ACCESS

EDITED BY

Geoffrey M. While,
University of Tasmania, Australia

REVIEWED BY

Arrilton Araujo,
Federal University of Rio Grande do
Norte, Brazil
Scott Creel,
Montana State University, United States

*CORRESPONDENCE

Peter M. Kappeler
pkappel@gwdg.de
Elise Huchard
elise.huchard@umontpellier.fr

†These authors have contributed
equally to this work

SPECIALTY SECTION

This article was submitted to
Behavioral and Evolutionary Ecology,
a section of the journal
Frontiers in Ecology and Evolution

RECEIVED 12 April 2022

ACCEPTED 06 July 2022

PUBLISHED 29 July 2022

CITATION

Kappeler PM, Huchard E, Baniel A,
Canteloup C, Charpentier MJE,
Cheng L, Davidian E, Duboscq J,
Fichtel C, Hemelrijk CK, Höner OP,
Koren L, Micheletta J, Prox L, Saccà T,
Seex L, Smit N, Surbeck M,
van de Waal E and Girard-Buttoz C
(2022) Sex and dominance: How
to assess and interpret intersexual
dominance relationships
in mammalian societies.
Front. Ecol. Evol. 10:918773.
doi: 10.3389/fevo.2022.918773

COPYRIGHT

© 2022 Kappeler, Huchard, Baniel,
Canteloup, Charpentier, Cheng,
Davidian, Duboscq, Fichtel, Hemelrijk,
Höner, Koren, Micheletta, Prox, Saccà,
Seex, Smit, Surbeck, van de Waal and
Girard-Buttoz. This is an open-access
article distributed under the terms of
the [Creative Commons Attribution
License \(CC BY\)](https://creativecommons.org/licenses/by/4.0/). The use, distribution
or reproduction in other forums is
permitted, provided the original
author(s) and the copyright owner(s)
are credited and that the original
publication in this journal is cited, in
accordance with accepted academic
practice. No use, distribution or
reproduction is permitted which does
not comply with these terms.

Sex and dominance: How to assess and interpret intersexual dominance relationships in mammalian societies

Peter M. Kappeler^{1,2*†}, Elise Huchard^{3*†}, Alice Baniel⁴,
Charlotte Canteloup^{5,6}, Marie J. E. Charpentier³,
Leveda Cheng^{7,8}, Eve Davidian⁹, Julie Duboscq^{10,11},
Claudia Fichtel¹, Charlotte K. Hemelrijk¹², Oliver P. Höner⁹,
Lee Koren¹³, Jérôme Micheletta¹⁴, Lea Prox^{14,11},
Tommaso Saccà¹², Lauren Seex¹², Nikolaos Smit³,
Martin Surbeck^{7,8}, Erica van de Waal^{5,6} and
Cédric Girard-Buttoz^{15,16}

¹Behavioral Ecology and Sociobiology Unit, German Primate Center, Leibniz Institute for Primate Research, Göttingen, Germany, ²Department of Sociobiology/Anthropology, Johann-Friedrich-Blumenbach Institute for Zoology and Anthropology, University of Göttingen, Göttingen, Germany, ³Institut des Sciences de l'Évolution, Université de Montpellier, Montpellier, France, ⁴Center for Evolution and Medicine, Arizona State University, Tempe, AZ, United States, ⁵Department of Ecology and Evolution, University of Lausanne, Lausanne, Switzerland, ⁶Inkawu Vervet Project, Mawana Game Reserve, Pretoria, South Africa, ⁷Department of Human Evolutionary Biology, Harvard University, Cambridge, MA, United States, ⁸Max Planck Institute for Evolutionary Anthropology, Leipzig, Germany, ⁹Department of Evolutionary Ecology, Leibniz Institute for Zoo and Wildlife Research, Berlin, Germany, ¹⁰UMR 7206 Eco-Anthropologie, CNRS-MNHN-Université de Paris Cité, Paris, France, ¹¹Department of Behavioral Ecology, Johann-Friedrich-Blumenbach Institute for Zoology and Anthropology, University of Göttingen, Göttingen, Germany, ¹²Theoretical Research in Evolutionary Life Sciences (TRÉS), Groningen Institute for Evolutionary Life Sciences, University of Groningen, Groningen, Netherlands, ¹³Faculty of Life Sciences, Bar-Ilan University, Ramat Gan, Israel, ¹⁴Department of Psychology, Centre for Evolutionary and Comparative Psychology, University of Portsmouth, Portsmouth, United Kingdom, ¹⁵Institut des Sciences Cognitives, Centre National de la Recherche Scientifique (CNRS), Lyon, France, ¹⁶Department of Human Behavior, Ecology and Culture, Max Planck Institute for Evolutionary Anthropology, Leipzig, Germany

The causes and consequences of being in a particular dominance position have been illuminated in various animal species, and new methods to assess dominance relationships and to describe the structure of dominance hierarchies have been developed in recent years. Most research has focused on same-sex relationships, however, so that intersexual dominance relationships and hierarchies including both sexes have remained much less studied. In particular, different methods continue to be employed to rank males and females along a dominance hierarchy, and sex biases in dominance are still widely regarded as simple byproducts of sexual size dimorphism. However, males and females regularly compete over similar resources when living in the same group, and sexual conflict takes a variety of forms across

societies. These processes affect the fitness of both sexes, and are mitigated by intersexual hierarchies. In this study, we draw on data from free-ranging populations of nine species of mammals that vary in the degree to which members of one sex dominate members of the other sex to explore the consequences of using different criteria and procedures for describing intra- and intersexual dominance relationships in these societies. Our analyses confirmed a continuum in patterns of intersexual dominance, from strictly male-dominated species to strictly female-dominated species. All indices of the degree of female dominance were well correlated with each other. The rank order among same-sex individuals was highly correlated between the intra- and intersexual hierarchies, and such correlation was not affected by the degree of female dominance. The relative prevalence of aggression and submission was sensitive to variation in the degree of female dominance across species, with more submissive signals and fewer aggressive acts being used in societies where female dominance prevails. Thus, this study provides important insights and key methodological tools to study intersexual dominance relationships in mammals.

KEYWORDS

dominance, sex, hierarchy, mammals, methodology

Introduction

When the Norwegian zoologist [Schjelderup-Ebbe \(1922\)](#) published his dissertation on the social psychology of chickens a century ago, he was the first to report that the directionality and consistency with which hen peck at each other during feeding and resting yields a stable arrangement among individuals that he called a pecking order. As in other species, dominance relationships among chicken are established and maintained through agonistic interactions whereby one individual may exhibit aggressive behavior, whereas the partner either displays submissive behavior or avoids confrontation with the aggressor altogether ([Rowell, 1974](#)). Other, structurally more complex types of hierarchies have since been described for various animal societies in which individuals recognize individual conspecifics and remember the outcome of previous agonistic interactions with co-residents ([Reddon et al., 2021](#)). Whereas solitary or unfamiliar animals can also establish a dominance relationship without prior interaction, for example, based on mutual assessment of body size, ornaments or other intrinsic cues of fighting ability, we are here primarily interested in this aspect of the social structure of species that live permanently in groups that contain both sexes because social dominance represents a prominent feature of many animal societies.

Dominance relationships have various determinants that are not mutually exclusive and can feed back upon each other in determining the outcome of an agonistic interaction

([Dehnen et al., 2022](#)). First, in some species, a given dyadic dominance relationship reflects differential social support received by each member of the dyad ([Clutton-Brock and Huchard, 2013a,b](#)), either in the form of parental ([Holekamp and Smale, 1991](#)) or non-parental support ([Schülke et al., 2010](#)). Second, memories of previous interactions with known individuals can promote a learning effect that leads individuals to exhibit submissive behavior toward certain other conspecifics ([Guhl, 1968](#)). The effect of this dyadic interaction-outcome history is further reinforced by the winner-loser effect ([Chase et al., 1994](#)), according to which winning increases the probability to be victorious again and losing makes it more likely that the victim loses again in the next fight against any other opponent ([Rutte et al., 2006](#); [Franz et al., 2015](#)). Finally, dominance relationships are often based upon an asymmetry in agonistic power grounded on intrinsic attributes, such as physical superiority, fighting ability, motivation, or leverage that are often age-based ([Hand, 1986](#); [Lewis, 2002](#); [Jonart et al., 2007](#); [Dunham, 2008](#); [Clutton-Brock and Huchard, 2013a,b](#); [Dehnen et al., 2022](#); [Tibbetts et al., 2022](#)). In species with pronounced sexual size dimorphism and/or elaborate weapons, these intrinsic attributes are linked to sex, with members of the larger and/or better armed sex often using their attributes to establish and stabilize dominance relationships with members of the opposite sex ([Kappeler, 1993](#); [Lewis, 2018](#)), just as size and strength are important determinants of within-sex dominance. However, recent evidence highlighted that sex differences in physical attributes may often fail to predict who is dominant

in an intersexual relationship, as in bonobos (*Pan paniscus*) and spotted hyenas (*Crocuta crocuta*) (Surbeck and Hohmann, 2013; Vulllioud et al., 2019).

In species in which groups consist of permanently associated males and females, past research has often focused on intrasexual dominance relations because they are thought to mediate access to fitness-limiting factors, such as mates and resources. As a result, most previous studies of dominance hierarchies have been framed in separate theoretical frameworks. Studies of female dominance relations focused on the ecological drivers of interspecific variation (Sterck et al., 1997; Clutton-Brock and Janson, 2012). Studies of male dominance relationships, in contrast, focused on their functional outcomes for mating access and reproductive skew (Cowlishaw and Dunbar, 1991; Alberts, 2012). However, such a binary approach overlooks the potential importance of intersexual agonism for the fitness of both sexes. First, when males and females live in the same group, competition can occur both within and between the sexes for access to various resources, including – but not necessarily limited to – the feeding context (Valé et al., 2020; Koenig et al., 2022). Second, sexual conflict is nearly ubiquitous, and takes various forms that all generate intersexual strife (Chapman et al., 2003; Davidian et al., 2022), which affects the fitness of both sexes and may be mitigated by intersexual hierarchies. Thus, while it may make sense to use separate intrasexual hierarchies for species with pronounced sexual size dimorphism, with sex differences in the steepness, linearity and stability of the within-sex hierarchies, and in which the mechanisms of rank acquisition differ between the sexes, this approach may not be appropriate for other species.

A few studies indicate that sex is one key variable for scrutinizing dominance hierarchies in more detail. First, in some species individuals are distributed within a group's hierarchy as a function of their sex, with either all or most males outranking all females or – more rarely – *vice versa* (Kappeler, 1993; Smuts and Smuts, 1993; Stevens et al., 2007; Surbeck and Hohmann, 2013; Izar et al., 2021). Such sex clusters likely reflect sex differences in morphology, physiology or life-history that underlie agonistic power and therefore offer an opportunity to identify sex-specific determinants of dominance. Second, males and females compete for different resources, and may therefore employ different strategies to establish and maintain their dominance rank among their same-sex peers, with unknown consequences for the establishment of intersexual hierarchies. Notably, the steepness, linearity and stability of the male and female hierarchies often differ. In chimpanzees and gorillas, for example, males have conspicuous and relatively despotic dominance hierarchies, whereas dominance relations among females are more elusive and are based on age-based queuing conventions (Stevens et al., 2007; Foerster et al., 2016). In Barbary macaques, the opposite pattern has been found, with males being more egalitarian and females more despotic in dominance style (Preuschoft et al., 1998; Hemelrijk and

Gygax, 2004). Contrasting hierarchies across dyads of same- and opposite-sex members can therefore reveal informative subtleties on sex differences in social competition beyond species differences. Finally, the mechanisms of rank acquisition may differ between the sexes, with males typically relying on intrinsic attributes to compete for high rank, whereas female ranks tend to depend more often on social support (Holekamp and Smale, 1991; Clutton-Brock and Huchard, 2013b).

Nonetheless, dominance relationships between the sexes have not received the same theoretical and empirical attention as same-sex dominance relationships. Because male-biased sexual dimorphism is widespread among mammals (Lindenfors et al., 2007) and represents a default expectation based on conventional sex roles, the ability of males of these species to dominate females was typically considered an unavoidable side-effect of physical superiority and greater aggressiveness, rather than as an adaptive trait *per se* (Kappeler, 1993; Smuts and Smuts, 1993; Lewis, 2018). In contrast, the rare cases of female dominance often required special explanation and generated several hypotheses that typically invoke taxon-specific factors to explain the evolution of this sex role “reversal” (Jolly, 1984; Richard and Dewar, 1991; van Schaik and Kappeler, 1996; Wright, 1999; Dunham, 2008; Kappeler and Fichtel, 2015). These few taxa or studies were not deemed of enough general interest, however, to prompt a general synthesis of intersexual relationships.

The dichotomous classification of species as either male- or female-dominated has been challenged by more recent studies indicating that these patterns only represent the endpoints of a continuum (Hemelrijk et al., 2008, 2020; Davidian et al., 2022; Kappeler et al., 2022). It is now more widely appreciated that there are taxa where members of one sex only win a proportion of all agonistic interactions with the members of the other sex or where they dominate only some, but not all, opposite-sex individuals (Surbeck and Hohmann, 2013; Young et al., 2017; Vulllioud et al., 2019; Hemelrijk et al., 2020). In addition, different methods continue to be employed to rank males and females along a dominance hierarchy (Pereira and Kappeler, 1997; Hemelrijk et al., 2008), potentially obscuring interesting biological patterns. In order to analyze this variation in a comparative fashion, comparable data on intersexual dominance relationships are required. However, existing studies have used various methods for recording details of agonistic interactions, for inferring dominance relationships, and for determining dominance hierarchies, and different species use different types and variable proportions of acts and signals to establish dominance relationships, thereby hampering comparative studies on this topic. We are therefore only beginning to explore whether different methods to analyze agonistic interactions are equivalent or whether some methods should be preferred or discouraged (Sánchez-Tójar et al., 2018; Vilette et al., 2020).

The general aim of this study is, therefore, to systematically determine the consequences of using different behavioral data,

criteria and methods for inferring patterns of intersexual dominance relationships. Specifically, we aim to make recommendations about standardized methods of data collection and analyses for future studies of intersexual dominance relationships that go beyond taxon-specific idiosyncrasies. We are also interested in possible similarities across species in the nature and pattern of intersexual dominance relationships. For instance, it remains unknown whether an individual's position in the intrasexual hierarchy relates to its position in the intersexual hierarchy and, hence, whether intersexual dominance patterns are an emergent property of intrasexual ones.

To this end, we have collated datasets from nine mammalian species which were chosen because they differ in the degree to which members of one sex dominate the members of the other sex, ranging from complete male dominance to complete female dominance. Our aim was to explore the consequences of using different criteria and procedures for describing intra- and intersexual dominance relations in this sample of animal societies and not a comparative study across a wide range of taxa and social systems. Most of these datasets are based on observations spanning at least a full year for at least two different groups, thereby accounting for seasonal variation and group idiosyncrasies. With this dataset, we (1) calculated and compared different indices of the degree of intersexual dominance in a group, (2) examined whether an individual's rank in the same-sex hierarchy predicts its position in the intersexual hierarchy, i.e., whether high-ranking females in the female hierarchy are more likely to dominate males, for example, and if the degree of correlation between intra- and intersexual hierarchy changes along the intersexual dominance spectrum, and (3) explored whether within- and between-sex conflicts differ in nature and intensity in terms of their reliance on aggressive and submissive behavior along the intersexual dominance spectrum. Taken together, our study provides a first set of recommendations and predictions for future studies aimed at explaining interspecific variation in intersexual dominance.

Materials and methods

Study species and data collection

Data on agonistic interactions were collected from nine different mammalian species: spotted hyenas (*Crocuta crocuta*), rock hyraxes (*Procapra capensis*) and seven primates including two lemurs: Verreaux's sifakas (*Propithecus verreauxi*) and redfronted lemurs (*Eulemur rufifrons*), four Old World monkeys: chacma baboons (*Papio ursinus*), crested macaques (*Macaca nigra*), mandrills (*Mandrillus sphinx*), and vervet monkeys (*Chlorocebus pygerythrus*) and one ape: bonobos (*Pan*

paniscus), as part of nine long-term individual-based field studies, including the Ngorongoro Hyena Project, Ein Gedi Rock Hyrax Sociality Project, Kirindy Forest Lemur Project, Tsaobis Baboon Project, Macaca Nigra Project, Mandrillus Project, Inkawu Vervet Project and the Kokolopori Bonobo Research Project. All studies were approved and authorized by the respective national authorities. The localization and ecology of each field site, as well as the demographic, life-history and behavioral monitoring of each study population are described in the **Supplementary Materials**, alongside the species-specific agonistic behavioral repertoire.

Data on agonistic interactions were recorded as detailed in the **Supplementary Materials** and grouped by year for each species and study group, yielding 24 group-years of data (range 1–4 per species). An agonistic interaction was defined by the expression of at least one species-specific agonistic behavior (see Hausfater, 1975). Following Deag (1977), agonistic behavioral elements were functionally characterized as either aggressive or submissive (see also Walters, 1980). Structurally, we distinguished between acts, which involve physical contact or locomotion, such as lunging or fleeing, and visual or vocal signals, such as non-physical threats or grimacing (see Pereira and Kappeler, 1997). We considered only dyadic interactions between adult individuals.

Group size ranged between 4 and 72 adult individuals, including 1–62 females and 2–26 males (Table 1). For each dataset, the corresponding co-author(s) entered the data into a standardized template. In this template, we entered only dyadic interactions and each agonistic interaction constituted a row. For each agonistic interaction, we entered the following information: (1) the identity of the two participants, (2) the sex of each participant, (3) whether the conflict was decided (i.e., only one opponent exhibited submissive behavior) or not, (4) the identity of the winner of a decided conflict, and (5) whether one or the other or both individuals displayed an aggressive act, an aggressive signal, a submissive act and/or a submissive signal (see **Supplementary Figure 1**).

The final dataset comprised a total of 11,499 agonistic interactions, including 5,453 interactions between females, 2,373 interactions between males, and 3,673 interactions between males and females. The majority of all agonistic interactions (10,005 or 87%) were decided. The total number of interactions per group ranged from 8 to 3,650 (mean \pm SD = 479.1 \pm 764.9, Table 1).

Indices of intersexual dominance

We computed hierarchies based on David's scores and I&SI, using the function "DS" and "ISI" of the R package "EloRating" (Neumann et al., 2011). David's score is calculated based on power relationships between individuals, and the score of each individual is calculated based on the proportion of

TABLE 1 Summary of the data collated for this study.

Species	Group	Group size	N. females	N. males	Total N. interactions	N. interactions FF	N. interactions FM	N. interactions MM
Bonobo	Ekalakala	8	5	3	387	29	120	238
	Kokoalongo	21	13	8	580	53	254	273
Chacma baboon	J_2013	27	17	10	429	255	120	54
	J_2014	27	18	9	1076	490	489	97
	L_2013	30	19	11	368	131	171	66
	L_2014	30	20	10	1467	636	674	157
Crested macaque	PB	27	18	9	459	319	79	61
	R1	51	25	26	3650	2129	837	684
Mandrill	Group 1	72	62	10	555	331	193	31
Redfronted lemur	B	12	3	9	87	5	48	34
	J	10	2	8	46	1	16	29
	X	8	4	4	82	7	60	15
Rock hyrax	Gal	6	3	3	8	0	7	1
	Isiim	21	10	11	37	14	9	14
	Suckot	18	10	8	39	15	10	14
Spotted hyena	Lemala	26	14	12	574	390	154	30
	Munge	29	13	16	195	75	63	57
Verreaux's sifaka	E	4	1	3	48	NA	20	28
	F	4	1	3	63	NA	50	13
	G	5	1	4	59	NA	50	9
Vervet monkey	BD_2016	17	11	6	203	79	66	58
	BD_2018	29	16	13	703	262	117	324
	NH_2013	16	11	5	238	131	30	77
	NH_2017	11	9	2	146	101	36	9

conflicts won and lost with other individuals in the group. For this metric, the number of conflicts is of importance because David's score does not simply provide an ordinal rank but yields power differences between individuals. However, for the purpose of our study, we only used David's score to establish individual rank order (with the highest score receiving rank 1, the second highest rank 2, etc.). One drawback of David's score is that it is relatively sensitive to the percentage of missing dyads in the matrix and to differences in observation time between individuals (Neumann et al., 2011). I&SI, on the other hand, is based on multiple iterations of randomization of the interaction matrix, until reaching the most parsimonious rank order. The advantage of this method is that it is designed to provide ordinal rank order and is less sensitive to missing data. One drawback, however, is that it may provide several equally likely rank order solutions with large datasets and in particular when interactions are lacking for a large proportion of dyads, potentially complicating the interpretation and limiting replicability. In fact, re-running the algorithm several times on the same matrices does not provide exactly the same result.

For each hierarchy, we then calculated the percentage of males dominated by each

female ("the degree of female dominance") and averaged this percentage across all females to obtain two indices.

Index 1: average percentage of males in a group dominated by each female (Hemelrijk et al., 2008, 2020) using hierarchies based on male-female interactions only. This index was calculated twice, once using David's score (de Vries, 1998) to calculate the hierarchy (Index 1a) and once using hierarchies based on I&SI (de Vries, 1998, Index 1b).

Index 2: the female dominance index, FDI (Hemelrijk et al., 2020), calculated as the average percentage of males in a group dominated by each female using hierarchies based on all agonistic interactions (i.e., inter- and intrasexual conflicts). We also computed this index twice, using hierarchies based on either David's score (Index 2a) or I&SI (Index 2b).

To evaluate whether alternative estimates of the degree of female dominance or methodological differences in calculation may alter assessment of intersexual dominance relationships, we calculated three additional indices as follows:

Index 3: percentage of intersexual conflicts won by females, calculated for each female and averaged across all females.

Index 4: percentage of intersexual conflicts won by females in each intersexual dyad averaged across all intersex or something of that nature dyads.

Index 5: total percentage of intersexual conflicts won by females overall.

We then compared the correspondence among these indices by calculating pair-wise Spearman correlation coefficients for each species.

Correspondence between intra- and intersexual hierarchies

Next, we examined whether the assignment of individual rank is sensitive to the type of data used to calculate dominance hierarchies. We constructed three separate hierarchies: a female-only hierarchy based on female-female interactions only, a male-only hierarchy based on male-male interactions only, and an intersexual hierarchy based on all decided agonistic interactions. We constructed these hierarchies using David's scores since they allow for reproducibility of the analyses (i.e., the same hierarchy is obtained from the same interaction matrix each time, which is not the case with I&SI method since it is based on matrix randomization). We then extracted the ordinal dominance rank of each female (i.e., between 1 and N, N being the number of females in the group) among all other females in the intersexual hierarchy. We then calculated the Spearman rank correlation coefficient between female ordinal ranks from the intrasexual *versus* intersexual hierarchies. We repeated this process for males, yielding two correlation coefficients per group-year: one for female-only hierarchies and one for male-only hierarchies.

For all three (female-only, male-only, and intersexual) hierarchies of each group, we compiled an index of triangular transitivity, using the function “transitivity” in the R package “EloRating” (Neumann et al., 2011), which provides an index of hierarchical linearity based on the proportion of triads in the hierarchy that have transitive dominance relationships (Shizuka and McDonald, 2012). Indices below 0.75 indicate that hierarchies are less transitive than random, and an index of 1 reflects a completely transitive hierarchy. We resorted to using triangular transitivity since it is less sensitive to missing data than alternative measures of linearity (h and h' ; Shizuka and McDonald, 2012; Neumann et al., 2018).

We used two separate generalized linear mixed models (GLMMs) to assess whether the degree of female dominance in a group is sensitive to differences in individual rank as a result of using either intra- or intersexual hierarchies for both, females (Model 1a) and males (Model 1b). In Model 1a, each correlation coefficient of the females' ranks between the intra and the inter-sexual hierarchy for each group-year constituted a data point; the same applies to correlation coefficients for males in Model 1b. We used separate GLMMs with beta error structure because the response in each model was bound

between 0 and 1. We transformed the response using the following formula, recommended for models using a beta error distribution because it transforms zeros (which cannot be handled by beta models) into very small non-zero values (Smithson and Verkuilen, 2006):

$$x' = (x^*(N - 1) + 0.5)/N$$

where x' is the transformed value of x (here the correlation coefficient) and N the sample size.

In each model we used the degree of female dominance in the group (as expressed by Index 1a) as test predictor. Note that all five indices of intersexual dominance were found to be highly correlated (see section “Results”). We added as control predictor the percentage of male-female dyads that did not interact since this can influence David's scores (see above) and, therefore, the difference in ranks in the intra- *versus* intersexual dominance hierarchy. We could not include other control predictors, such as group size or adult sex ratio (e.g., Hemelrijk et al., 2008; Kappeler, 2017), because of our small sample size (only 21 data points in Models 1a and 24 data points in Model 1b) to avoid overparameterization. In addition to the fixed effects we added species as a random effect to account for the non-independent repeated measures on several groups of the same species.

The form of agonistic interactions in male- versus female-dominated societies

Finally, we assessed whether the degree of female dominance in a group covaries with variation in the form of agonistic interactions within and between the sexes. More specifically, we used four GLMMs to test whether the degree of female dominance influenced the likelihood of at least one of the two opponents exhibiting an aggressive act (Model 2a), an aggressive signal (Model 2b), a submissive act (Model 2c), or a submissive signal (Model 2d) in an agonistic interaction. For each model, we counted both decided and undecided agonistic interactions in which it was clear whether one or both individuals exhibited an agonistic act or signal ($N = 11492$ interactions). We used GLMMs with binomial error structure to model whether an act or signal was produced (Y/N) during each agonistic interaction. As test predictors, we included the degree of female dominance as quantified by index 1a, the dyad type (FF, MM, FM) and their interaction. We fitted this interaction term to test whether the effect of the degree of female dominance on the likelihood to engage in certain acts or signals differed across the three dyad types. Group size and adult sex ratio were included as control predictors in each model because they can influence social dynamics (Hemelrijk et al., 2008; Kappeler, 2017). To account for the non-independence of repeated observations involving the same individuals, dyads and species, we added the four following random effects in each model: species, identity of the

actor in the interaction, identity of the recipient and identity of the dyad. For Model 2d, the incorporation of group size as a control variable created some instability in the model preventing us from obtaining meaningful estimates for the effect of the test predictors. We therefore reran the model without group size as a variable and present the results of this second model.

While the behaviors coded as submissive acts and signals and aggressive signals were broadly similar across all the study species (see [Supplementary Materials](#)), the behaviors coded as aggressive acts differed for some datasets. In particular, displacement was considered an aggressive act in all datasets except two, the crested macaque and spotted hyena datasets. In the latter, displacement was only considered an aggressive act if the approaching individual expressed an aggressive signal. This divergence may reflect meaningful differences in the context and function of displacement behavior and variation in aggressiveness. To account for this different coding and to assess whether it had any impact on the conclusions drawn, we re-ran Model 2a (Model 2a bis) using a reduced dataset excluding crested macaque and spotted hyena datasets.

Statistical software and model assumption checking

We ran all statistical models in R 4.1.2 ([R Core Team, 2021](#)), using the function “`glmmTMB`” from the package `glmmTMB` ([Brooks et al., 2017](#)) for Models 1a and 1b, and the function “`glmer`” from the package `lme4` ([Bates et al., 2011](#)) for Models 2a–2d and 2a bis. For mixed-effects models, we included the maximum random slope structure between each fixed predictor (test and control) and each random effect ([Baayen et al., 2008](#); [Barr et al., 2013](#)). In each model, we tested for the overall significance of the test predictors by comparing the full model to a reduced model comprising all control predictors, all the random effects and random slopes, but without any test predictor, using a likelihood ratio test (LRT; [Dobson, 2002](#)). We then assessed the significance of each predictor using a LRT between the full model and a reduced model comprising all predictors except the one to evaluate. We repeated this process across all variables using the `drop1` function. For each model, we tested for collinearity issues between our predictor variables using the function `vif` from the package “`car`” ([Fox and Weisberg, 2011](#)). Collinearity was not an issue (all `vifs` < 3). We also assessed model stability removing one level of each random effect at a time and recalculating the estimates of the different predictors that revealed no stability issue (except for model 2d, see above). Finally, we tested for overdispersion in Models 1a and 1b, which was not an issue (all dispersion parameters < 1.08). For Models 2a–d and Model 2a bis, we calculated the marginal R^2 (i.e., the variance explained by the fixed effects) and the conditional R^2 (i.e., the variance explained

by the entire model including both fixed and random effects) using the function `r.squaredGLMM` of the package “`MuMin`” ([Barton, 2020](#)). For Models 1a and 1b we could not compile the R^2 due to negative model’s distribution-specific variance.

Results

The interaction matrices compiled for this study were highly heterogeneous in terms of missing dyads, from being almost full, with most dyads interacting with each other, as in the Ekalakala bonobo group, to being largely empty, with interactions absent for > 85% of dyads, as in the mandrill or rock hyrax groups ([Table 2](#) and [Supplementary Tables 1–3](#)). Most inter- and intrasexual hierarchies were highly transitive (transitivity index ≥ 0.97 , [Tables 2](#) and [Supplementary Tables 1–3](#)), but a few hierarchies had a transitivity index close to the random level of transitivity set at 0.75 as in redfronted lemurs (group X) or well below this random level as in rock hyraxes (group Isiim) ([Table 2](#)). There were no strong correlations between the degree of female dominance and the degree of transitivity (correlation coefficient = 0.07, [Supplementary Figure 2](#)).

Indices of intersexual dominance

The species included in this comparative study represent a continuum in terms of the degree of intersexual dominance, from strictly male-dominated species as in the two chacma baboon groups (all indices $\leq 0.09\%$ group males dominated by each female), to strictly female-dominated species as in the three Verreaux’s sifaka groups (all indices ≥ 0.94 , [Figures 1, 2](#) and [Supplementary Table 4](#)). Importantly, our dataset does not comprise only species at the extreme ends of the spectrum of intersexual dominance but also several species where dominance is not very biased toward one sex (e.g., some redfronted lemur, bonobo or vervet monkey groups, [Figures 1, 2](#) and [Supplementary Table 4](#)).

All five female dominance indices correlated strongly with each other (Spearman R^2 range: 0.92–0.98, [Figures 1, 2](#)), indicating that different indices of female dominance can be used interchangeably, as they do not influence the position of each group/species on the spectrum of the extent of female dominance. Please note however that for datasets with a large proportion of missing dyads the different indices provided more variable values ([Figure 2](#) and [Supplementary Tables 1–3](#)).

Correspondence between intra- and intersexual hierarchies

In models 1a and 1b, the full model was not significantly different from the null model (Model 1a: $N = 21$ group_years,

TABLE 2 Characteristics of the intersexual hierarchies and conflict types used in this study.

Species	Group	N dyads	Prop. Missing dyads	Transitivity (Pt)	Ratio of act vs. signal	Ratio of submissive vs. aggressive behaviors	Prop. of decided conflicts
Bonobo	Ekalakala	28	0.04	1.00	387.00	0.78	0.62
	Kokoalongo	210	0.39	0.97	64.11	0.77	0.56
Chacma baboon	J_2013	351	0.48	1.00	10.07	0.98	0.98
	J_2014	351	0.26	0.98	7.81	0.98	0.98
	L_2013	435	0.60	1.00	9.94	0.97	0.97
	L_2014	435	0.23	1.00	5.31	0.96	0.97
Crested macaque	PB	351	0.50	1.00	2.27	1.23	0.82
	R1	1275	0.45	0.98	1.43	1.84	0.85
Mandrill	group 1	2556	0.86	1.00	3.78	0.98	1.00
Redfronted lemur	B	66	0.62	1.00	NA	0.36	0.36
	J	45	0.58	1.00	NA	0.52	0.52
	X	28	0.46	0.83	NA	0.30	0.30
Rock hyrax	Gal	15	0.67	NA	1.00	1.00	1.00
	Isiim	210	0.87	0.50	1.00	1.00	1.00
	Suckot	153	0.84	1.00	1.00	1.00	0.92
Spotted hyena	Lemala	325	0.56	1.00	1.02	1.49	0.91
	Munge	406	0.73	1.00	1.17	1.57	0.87
Verreaux's sifaka	E	6	0.17	1.00	0.32	3.54	0.96
	F	6	0.17	1.00	1.00	1.13	0.87
	G	10	0.40	1.00	0.74	1.47	0.85
Vervet monkey	BD_2016	136	0.40	0.97	1.77	0.87	0.57
	BD_2018	406	0.43	0.99	2.23	0.95	0.71
	NH_2013	120	0.44	1.00	1.42	0.93	0.63
	NH_2017	55	0.16	0.97	2.46	1.34	0.88

NA: Transitivity could not be computed for the rock hyrax group Gal. For all redfronted lemurs, the ratio of act vs. signal could not be computed since no signal has been recorded in the dataset for this species.

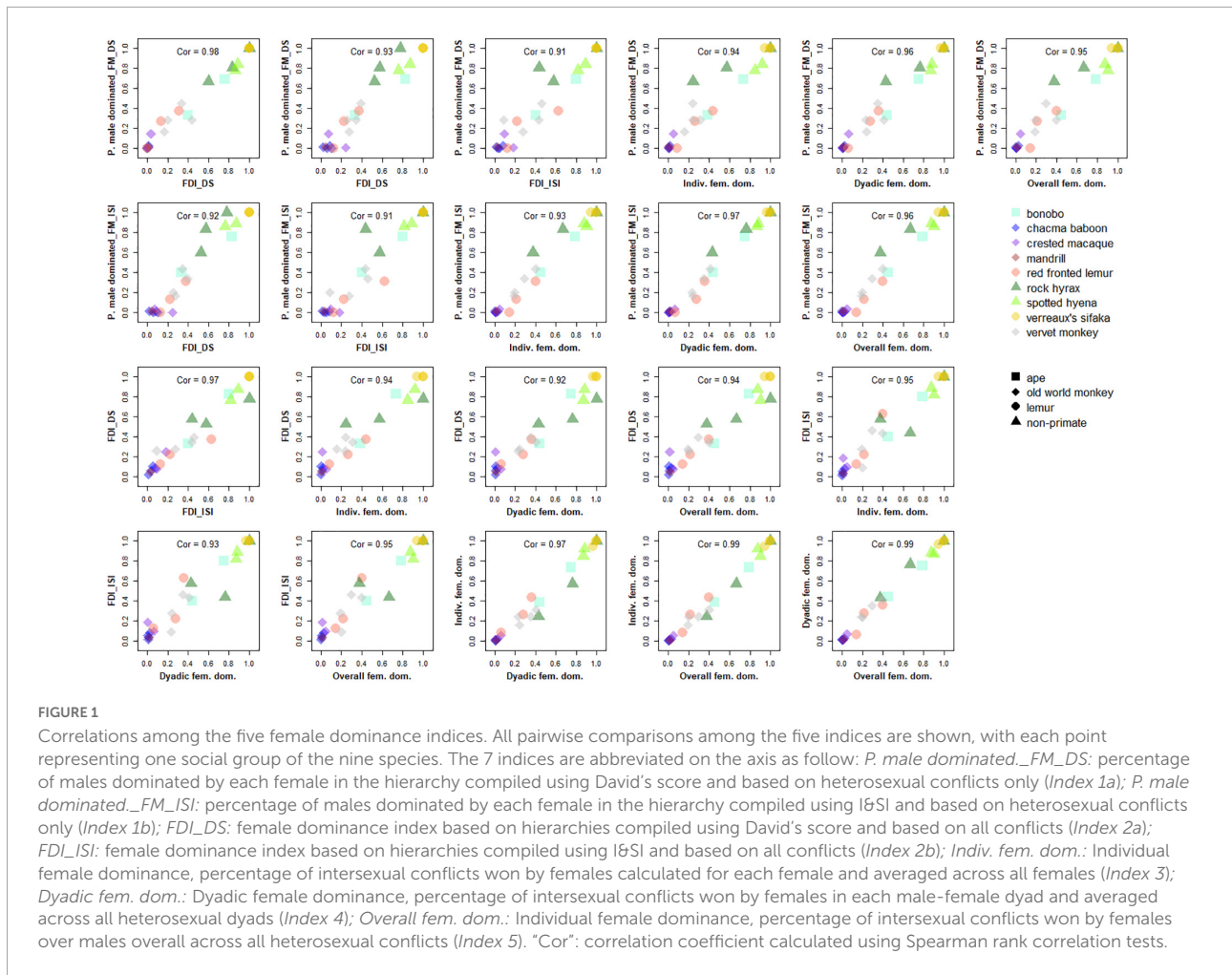
$df = 1$, $\chi^2 = 0.096$, $P = 0.756$; Model 1b: $N = 24$ group_years, $df = 1$, $\chi^2 = 1.613$, $P = 0.204$) indicating that variable degrees of intersexual dominance did not significantly impact the differences in dominance rank observed between the intra- and the intersexual dominance hierarchy for both males and females (Supplementary Table 5 and Figure 3). These changes were rather influenced by the structure of the datasets, at least for the female hierarchies in which correlation between the intra- and the intersexual dominance hierarchies were influenced by the percentage of missing dyads ($P = 0.051$, Supplementary Table 5). Nevertheless, overall, intra- and intersexual hierarchies were highly correlated, across variable degrees of intersexual dominance, especially for females (Figure 3).

Differences in agonistic interactions in female vs. male-dominated societies

Individuals in most study species used acts more than signals in agonistic interactions, with some species, like redfronted lemurs and bonobos, using acts almost exclusively (Table 2).

Verreaux's sifakas diverge from this general trend: they used acts and signals equally in one group and signals more often than acts in the two other groups. Together with mandrills, Verreaux's sifakas are also the study species using the highest ratio of submissive to aggressive behaviors.

The full model was significantly different from the null model in three out of four models testing the effect of the degree of female dominance and of the dyad type (M-F, F-F, M-M) on the probability of using aggressive and submissive acts or signals ($N_{interactions} = 11.492$, $N_{dyads} = 2908$, $N_{individuals} = 508$, LRT, $df = 5$, Model 2a: $\chi^2 = 34.97$, $P < 0.001$; Model 2b: $\chi^2 = 57.25$, $P < 0.001$; Model 2c: $\chi^2 = 8.30$, $P = 0.141$, and Model 2d: $\chi^2 = 37.15$, $P < 0.001$). In Model 2a investigating the probability of using aggressive acts, the interaction between the degree of female dominance and dyad type was marginally non-significant ($P = 0.070$, Table 3). For FM and FF dyads, the probability to use aggressive acts decreased slightly with increasing female dominance, and such decrease was steeper for MM dyads (Figure 4A and Supplementary Figure 4). We found similar results in Model 2a bis with a reduced dataset excluding crested macaques and spotted hyenas (Supplementary Figure 5) with the exception that the interaction between the degree of

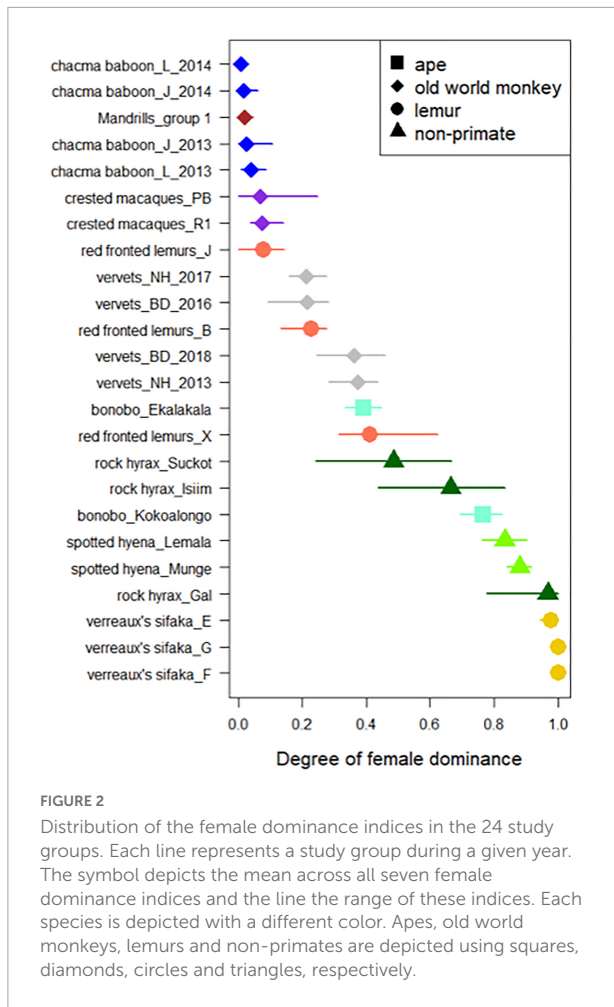


female dominance and dyad type was significant ($P = 0.001$, **Supplementary Table 6**) and that the probability to use aggressive acts did not decrease with increasing female dominance for FF dyads. In Model 2b, we found a significant interaction between the degree of female dominance and the probability of expressing aggressive signals ($P = 0.033$, **Table 3**). For FM and FF dyads, the probability for aggressive signals to occur in agonistic interactions decreased with increasing degree of female dominance but remained stable for MM dyads (**Figure 4B** and **Supplementary Figure 4**). In Model 2c, the degree of female dominance and dyad type did not significantly affect the probability for submissive acts to occur during agonistic interactions (**Figure 4C** and **Supplementary Figure 4**). Finally, Model 2d revealed a significant interaction between the degree of female dominance and dyad type on the probability for submissive signals to occur ($P = 0.004$, **Table 3**). While the probability for submissive signals to occur during agonistic interactions increased steadily with the degree of female dominance, this positive relationship was less pronounced for FM dyads compared to MM and FF dyads (**Figure 4D** and **Supplementary Figure 4**). The marginal R^2

were 0.142, 0.202, 0.050, 0.057, and 0.190 for Models 1a, 1a bis, 1b, 1c, and 1d, respectively. The conditional R^2 were 0.819, 0.608, 0.864, 0.531, and 0.907 for Models 1a, 1a bis, 1b, 1c, and 1d, respectively.

Discussion

Our study confirmed that intersexual dominance varies along a continuum from strict female dominance to strict male dominance independent of the measure used. All indices of the degree of female dominance were well correlated with each other, and the rank order among same-sex individuals was highly correlated between the intrasexual and intersexual hierarchies, and such correlation was not significantly affected by the degree of female dominance in the group. In most study groups, within sex ranks were highly correlated between the intra- and the intersexual hierarchies and variations in this correlation were function of the dataset property (i.e., % of missing dyads in Model 1a). Interestingly, the relative prevalence of each type of agonistic behavior was sensitive



to variation in the degree of female dominance, with more submissive signals and fewer aggressive acts being used by both sexes and across all dyad types in societies where female dominance prevails. Below, we discuss each of these main results in light of the current knowledge of heterosexual relationships across mammalian societies.

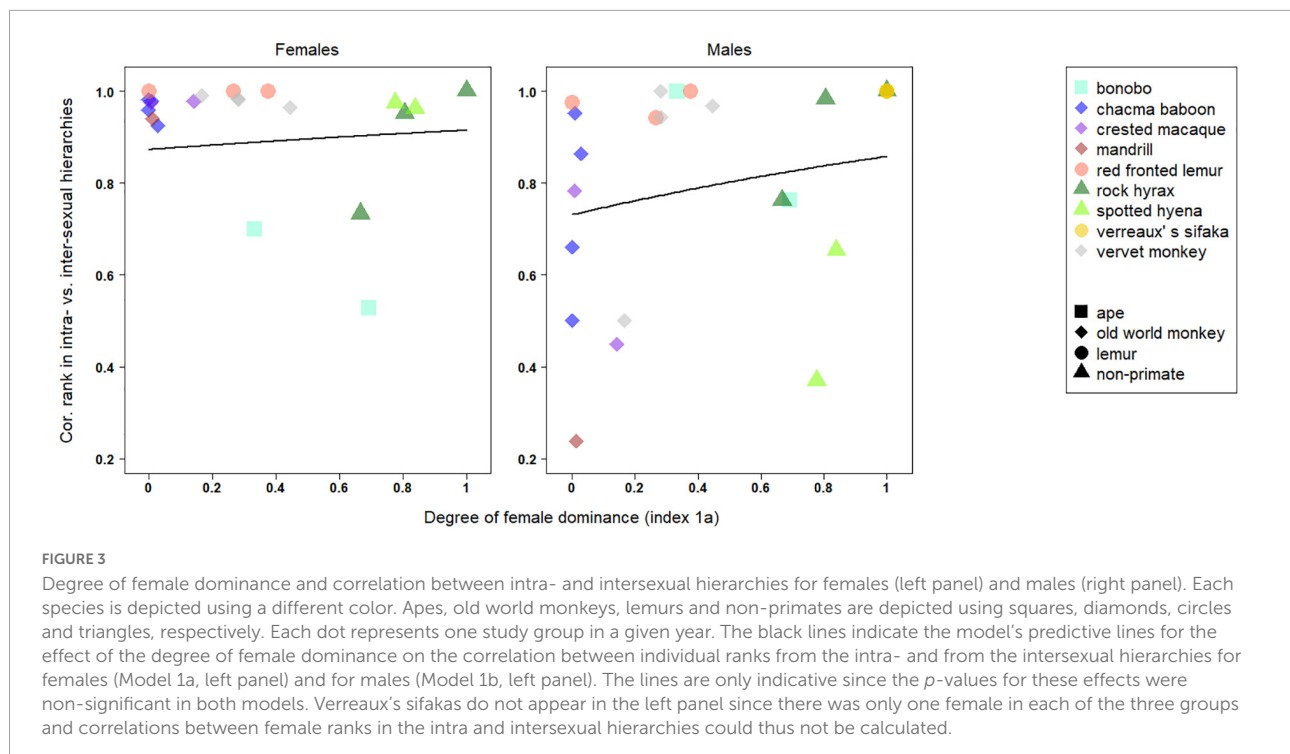
Indices of intersexual dominance

One of the novelties of the present study was the standardized application of several methods to calculate intersexual dominance across a range of mammalian species with different social systems. We found the degree of female dominance to vary continuously from strict male dominance to strict female dominance, adding to a growing number of studies (Hemelrijk et al., 2008, 2020; Rina Evasoa et al., 2019; Davidian et al., 2022; Kappeler et al., 2022) breaking with traditional binary categorizations into female-dominant vs. male-dominant species. Clearly, binary categories are insufficient to capture the variation in intersexual dominance relationships occurring both

across and within species. The latter insight is illustrated by species for which we had data from more than one group, such as bonobos, redfronted lemurs and vervet monkeys, confirming results of several recent studies (Surbeck and Hohmann, 2013; Vullioud et al., 2019; Hemelrijk et al., 2020; Izar et al., 2021). These patterns open the way for future investigations of the sources of inter- and intraspecific variation in intersexual dominance patterns.

Our study will facilitate future comparative studies by demonstrating strong positive correlations among the five indices that measure the degree of female dominance. Some indices, namely 1 and 2, required the construction of intersexual hierarchies while others, namely 3–5, simply quantified the proportion of dyadic interactions won by one sex. Their high correlation suggests that they capture the same behavioral phenomenon, and validate the use of dominance hierarchies to measure asymmetries between the sexes in the propensity to win intersexual agonistic interactions. Special care should be taken for datasets with high uncertainty induced by missing interactions for a large number of dyads, as in redfronted lemurs and rock hyraxes (Supplementary Figure 3) for which female dominance indices varied greatly. However, even with such a variation, the study groups were positioned in the same area of the spectrum characterizing the degree of female dominance, regardless of the index chosen (Figure 2). Overall these indices are thus robust and consistent. This is further confirmed by the similar values generated by David's score or I&SI methods. These results indicate that all five indices capture meaningful aspects of dominance relationships between males and females, ensuring the comparability of past, present and future studies using one or several of these indices.

By positioning each study group along the intersexual dominance gradient using a standardized approach, we generated a fine-grained picture of their relative order. Such positions were largely consistent with previous descriptions of intersexual dominance for most of these species; some were already described as predominantly male dominant, like mandrills (Setchell et al., 2001), chacma baboons (Kalbitzer et al., 2015), and crested macaques (Duboscq et al., 2013; Tyrrell et al., 2020), or predominantly female dominant, like Verreaux's sifaka (Richard and Heimbuch, 1975), spotted hyenas (Vullioud et al., 2019), bonobos (Parish, 1996; Parish et al., 2000), or rock hyraxes (Koren et al., 2006; Koren and Geffen, 2009). Similarly, redfronted lemurs exhibited no sex-biased or slightly male-biased intersexual dominance as previously studied in captive and wild populations (Pereira et al., 1990; Ostner and Kappeler, 1999). The relatively balanced and flexible intersexual dominance characterizing vervet monkeys (Young et al., 2017; Hemelrijk et al., 2020) was also reported by recent studies of capuchin monkeys (Izar et al., 2021). For other groups or species, indices of female dominance contrasted with previous empirical evidence. For example, this study revealed that female dominance in bonobos is far from strict, since one group appears



predominantly male dominant (Table 3). Generally, intersexual dominance relationships have been particularly well studied in the set of species selected for this study, but much remains to be learned about the generality of the patterns reported here from future studies of many other species and populations where social hierarchies have so far been examined separately for males and females.

Correspondence between same-sex and opposite-sex hierarchies

One cannot simply assume that an individual's position in the intrasexual hierarchy is directly predictive of its position in the intersexual hierarchy given the functional and structural differences between male and female intrasexual hierarchies (Clutton-Brock and Huchard, 2013b). Males and females often – but not always (Vullioud et al., 2019) – show distinct mechanisms of rank acquisition (de Waal, 1984; Holekamp and Smale, 1991; Foerster et al., 2016), as well as different hierarchical properties, such as steepness (Stevens et al., 2007) or stability (Holekamp and Smale, 1991). We found that in most cases, individuals maintained their same-sex dominance ordering in the intersexual hierarchy. For example, if four males are ranked A-B-C-D in the intrasexual hierarchy, it is very likely that the rank order of these males will be maintained in the intersexual dominance hierarchy, even if some females are ranked in between or above those males. This result clarifies an important aspect of the structure of intersexual hierarchies.

Like intrasexual hierarchies in most species included in this study, intersexual hierarchies are mostly highly transitive (with the exception of one group of rock hyrax and one group of redfronted lemurs, Supplementary Figure 2). Intersexual ranks are simply obtained by merging both intrasexual hierarchies, respecting their initial order, but at variable levels, i.e., from a full entanglement, sometimes referred to as “codominance” (Lewis, 2018), to strict male or female dominance, where all members of one sex outrank all members of the other sex. The fact that the degree of female dominance was not found to influence these patterns suggests that this effect persists across the whole gradient of intersexual dominance. Overall, individuals of both sexes can thus be ordered together in a common, meaningful intersexual hierarchy, according to their competitive abilities, whatever they might be based on. While models suggest that an individual's experiences with the self-reinforcing effects of winning and losing fights may concern interactions with both males and females (Hemelrijk et al., 2008), this is not necessarily so, as indicated by evidence of a sex difference in the winner-loser effect in hamsters (Solomon et al., 2007).

A few social groups in our dataset showed a relatively low correlation between an individual's position in the same-sex vs. intersexual hierarchy, as in males of one chacma baboon group, or in females of one bonobo, one crested macaque and one rock hyrax group (Figure 3). It is possible that the number of dyads for which no interaction was recorded may affect the robustness of hierarchies. Yet, this is unlikely to explain our results given that the percentage

TABLE 3 Effect of the degree of female dominance and dyad type (FM, FF, MM) on the probability of using aggressive acts (Model 2a), aggressive signals (Model 2b), and submissive signals (Model 2d).

Model	Response	Predictor	Estimate	SE	CI _{low}	CI _{high}	χ^2	P
2a	Did the conflict comprise an aggressive act (Y/N)	Intercept	2.37	1.25	-0.17	5.03		
		Dyad type (FM)	0.51	0.11	0.18	0.83		
		Dyad type (MM)	-0.12	0.17	-0.56	0.29		
		Degree of female dominance	-0.17	0.49	-0.97	0.82		
		Sex ratio [§]	-1.24	0.19	-1.87	-0.69	38.41	<0.001
		Group size [§]	-0.88	0.23	-1.58	-0.26	15.70	<0.001
		Female dominance * dyad type (FM)	-0.18	0.10	-0.53	0.15	5.31	0.070
		Female dominance * dyad type (MM)	-0.29	0.13	-0.71	0.12		
2b	Did the conflict comprise an aggressive signal (Y/N)	Intercept	-1.22	1.51	-4.74	1.76		
		Dyad type (FM)	0.41	0.13	0.01	0.77		
		Dyad type (MM)	-0.95	0.23	-1.54	-0.37		
		Degree of female dominance	-0.87	0.51	-1.88	-0.06		
		Sex ratio [§]	-0.05	0.22	-0.72	0.67	0.04	0.848
		Group size [§]	0.49	0.27	-0.24	1.20	3.23	0.072
		Female dominance * dyad type (FM)	0.22	0.13	-0.13	0.60	6.85	0.033
		Female dominance * dyad type (MM)	0.57	0.19	0.08	1.05		
2d	Did the conflict comprise a submissive signal (Y/N)	Intercept	-4.81	1.83	-9.34	-1.11		
		Dyad type (FM)	0.19	0.45	-1.02	1.27		
		Dyad type (MM)	1.20	0.88	-1.06	3.09		
		Degree of female dominance	2.90	0.79	1.87	4.23		
		Sex ratio [§]	0.46	0.41	-0.32	1.34	1.18	0.278
		Female dominance * dyad type (FM)	-0.56	0.27	-1.34	0.18	11.08	0.004
		Female dominance * dyad type (MM)	-0.48	0.50	-1.61	0.76		

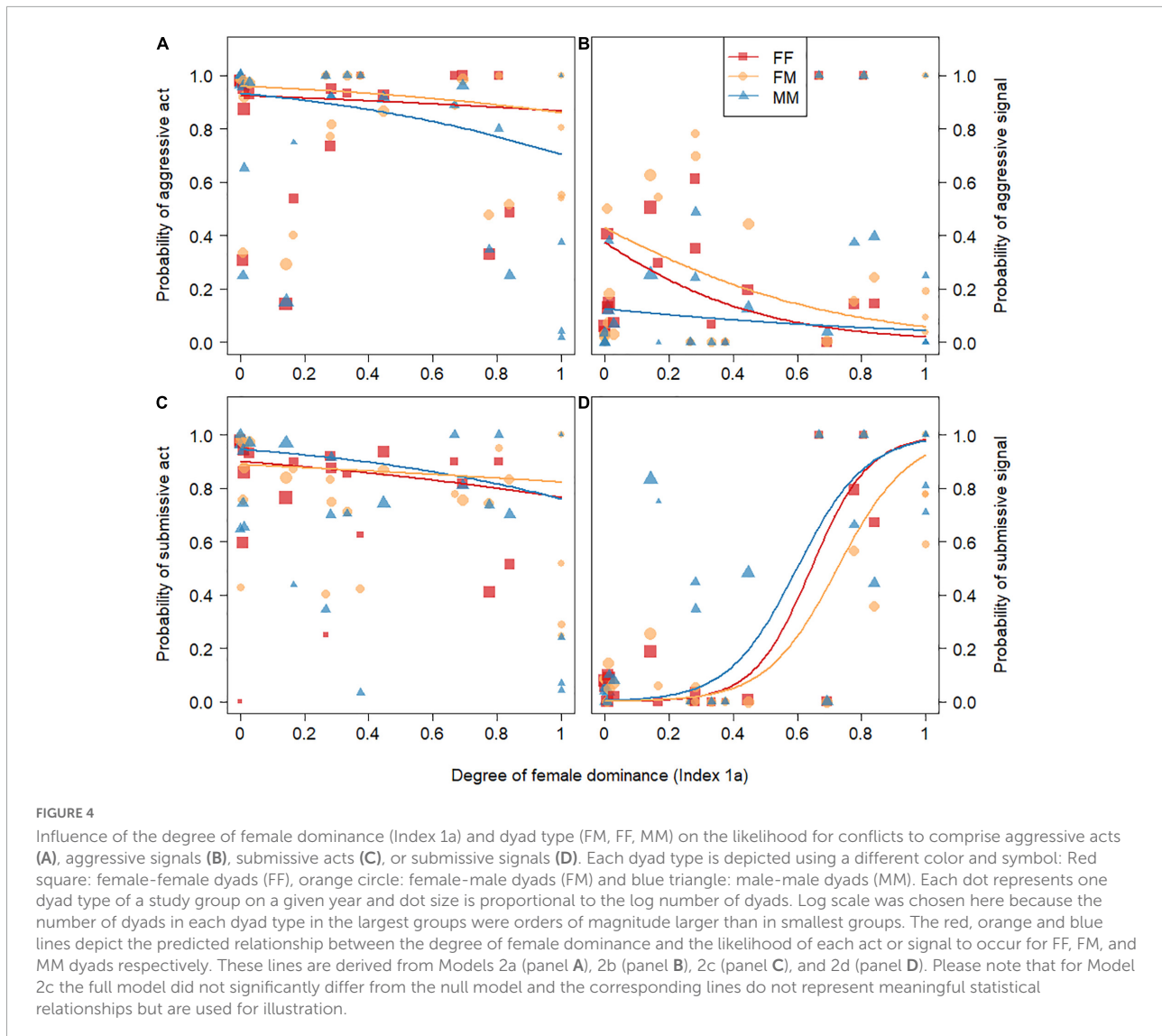
Results from Model 2c explaining the probability of using submissive acts are not shown here as this model did not differ from the null model. Since all the continuous variables were standardized to a mean of 0 and a standard deviation of 1, the intercepts and corresponding main effects are indicated for an average degree of female dominance, sex ratio and group size. For all the estimates of the “Dyad type” fixed effect, female-female dyads are the reference category. SE indicates the standard error of the estimate for each predictor. [§]Indicates control predictors. Significant *p*-values (*p* < 0.05) are indicated in bold and trends (*p* < 0.1) in italics. CI_{low} and CI_{high} indicate the lower and upper limits of the 95% confidence intervals for the estimates of each predictor. The sample size for each model is $N_{interactions} = 11492$, $N_{dyads} = 2908$, $N_{individuals} = 508$.

of missing dyads was included as a control factor in our models and did not yield a significant effect on the correlation between the two hierarchies. In addition, there are species and sex differences in the dynamics of hierarchies that are not accounted for here, and which may influence hierarchical properties, especially transitivity. Specifically, the methods used here to build hierarchies ignore temporal changes in hierarchies, whereas other methods continuously adjust and update a hierarchy over time when it is characterized by high temporal dynamics (e.g., use of the dynamic Elo-ranking methods: Neumann et al., 2011). Static approaches may be suitable in some cases, such as the stable, linear and heritable hierarchies of female cercopithecines, but less so for unstable male hierarchies in seasonal breeding species where most males are not permanent group members, as in mandrills (Brockmeyer et al., 2015) and rock hyraxes (Barocas et al., 2011), or species where males move frequently between groups, as in crested macaques (Neumann et al., 2011; Marty et al., 2016). The moderate correspondence between intra- and intersexual hierarchies may thus reflect the social dynamics in these species, which may occur over

the course of a year (i.e., the time frame used here to derive hierarchies).

Different dominance styles in male- and female-dominated societies

We finally investigated whether the relative importance of agonistic acts vs. signals and of aggressive vs. submissive behavior varies across the spectrum of interspecific variation in intersexual dominance. This analysis highlighted at least two important results. First, the relative frequencies with which different agonistic behaviors were used followed the same pattern in relation to the degree of female dominance for male-male, female-female, and male-female dyads. Second, and most noticeably, an increase in the degree of female dominance was related to a steep increase in submissive signals during contests and a modest decrease in the use of aggressive acts. This pattern suggests that in societies where dominance is biased toward females, signals are particularly important for structuring social life and likely limit the use of direct aggression during conflicts,



compared to societies dominated by males. Nonetheless, the intensity and frequency of agonistic acts or signals can vary even between species that are positioned alongside on intersexual dominance spectrum. For example, across macaque societies, which are all largely male-dominated, there are well-described differences between species in the ratio of contact aggression and non-contact aggression, which are typically related to a species' "dominance style," which characterizes dominance relationships from most egalitarian to most despotic (Thierry, 2007).

The relationship between the degree of female dominance and the differential use of aggression and submission might partly reflect a reduction in male aggressiveness across the female dominance gradient, along with a decreasing magnitude of sexual dimorphism. Indeed, in several species where females dominate males, their body size or levels of aggressiveness and androgens resemble those of males – as in many lemurs (Jolly, 1984; Petty and Drea, 2015; Grebe et al., 2019), spotted

hyenas (McCormick et al., 2021), rock hyraxes (Koren et al., 2006), and meerkats (Davies et al., 2016), and ongoing research confirms that the degree of sexual dimorphism is a strong predictor of the outcome of intersexual agonistic interactions across primates (Huchard et al., unpubl. data). In addition, species-specific patterns of agonistic interactions (Supplementary Figure 2) suggest that the general, interspecific relationship is largely driven by spotted hyenas and sifakas, which stand out by using fewer aggressive acts than other female-dominant species. In contrast, the increased use of submissive signals in female-dominant species is robust and involves most populations where dominance is largely female-biased, except for bonobos. Overall, female-biased dominance appears associated with a higher ratio of submissive signals to aggressive acts, a result that needs verification with a larger number of species, as well as using analyses that control for phylogenetic proximity between species. Controlling for

phylogeny was here complicated by the low number of species involved, coupled with a heterogeneous phylogenetic coverage comprising a disproportionate number of primates as well as a couple of other, distantly related species.

The generality of this phenomenon across all dyad types may be compatible with the idea that agonistic interactions are ruled by convention-based norms that are shared by group members across age-sex-classes. These norms might possibly be socially transmitted, or flexibly influenced by prior experience, such as winner-loser effects (Tibbetts et al., 2022). Regardless of the underlying mechanism, these results suggest that female-dominated societies may rely less on aggression than male-dominated ones. This constitutes an important finding to identify the consequences of intersexual power for individual health, welfare and fitness, as well as for social dynamics and population demography. Our findings may also have ramifications for a better understanding of variation in the level of intra- and intersexual violence across past and contemporary human societies (Gómez et al., 2016; Glowacki et al., 2020).

Other patterns are more discrete. The use of aggressive signals also covaried with the degree of female dominance in female-female and intersexual dyads, with fewer threats observed in societies where ritualized submissive signals limit the use of direct aggression; threats may therefore lose their intimidating function when they are not reinforced by direct aggression. Alternatively, it is possible that either aggressive or submissive signals are needed to maintain a dominance hierarchy (Tibbetts et al., 2022), but that both are functionally redundant and rarely co-exist. Male-male dyads, in contrast, hardly use any threats across the continuum, possibly because it is risky to threaten a rival in male-dominant societies where male-male competition is often intense and contest-based, while threats are uncommon in female-dominant societies for the reasons discussed above. Finally, the slight (non-significant) decline of submissive acts along the female dominance gradient likely reflects the decline of aggressive acts, probably because submissive acts represent responses to aggressive acts. In contrast, aggressive acts are not systematically followed by a submissive act, which may explain why the decline is less pronounced for submissive than aggressive acts.

Conclusions and Recommendations

This study provides important insights and key methodological tools to study intersexual dominance relationships in mammals, and perhaps in other vertebrates. First, we show that several distinct quantitative indices of intersexual dominance are equally successful at ordering groups from several populations and species along an intersexual gradient ranging from strict male to strict female dominance. Second, we show that intersexual hierarchies are meaningful

emergent properties of interactions occurring within and between the sexes. These hierarchies arise from merging male and female hierarchies, where individuals retain their intrasexual rank, but can be outranked by a variable number of opposite-sex group members. Third, we found continuous variation in patterns of agonistic interactions across species, characterized by less direct aggression and more ritualized submissions in female-dominant societies, which have apparently developed potent mechanisms of conflict mitigation that promote peaceful interactions and inhibit aggression. This work provides important foundations for future studies of intersexual dominance across mammals to uncover determinants and consequences of variation in intersexual dominance comprehensively, using standardized, quantitative measures within and across societies.

Data availability statement

The datasets presented in this study can be found in online repositories. The names of the repository/repositories and accession number(s) can be found below: Data deposited in Figshare: https://figshare.com/articles/dataset/Dataset_for_Sex_and_Dominance_How_to_Assess_and_Interpret_Intersexual_Dominance_Relationships_in_Mammalian_Societies_/19583215.

Ethics statement

This study uses data from nine different species coming from countries with different regulations. All details regarding permits and authorizations have been provided in the relevant section of the manuscript.

Author contributions

The manuscript was conceived collectively based on shared discussions among co-authors during a workshop that took place in 2020 in Leiden (Netherlands), co-organized by CH and PK. PK, EH, and CG-B drafted the manuscript. CG-B performed the data analyses. All authors contributed critically to writing, either collected, curated, and/or analyzed the behavioral data (from their respective study population).

Funding

EH was funded by the ANR ERS-17-CE02-0008, 2018-2021 during the write-up of Tsaobis Baboon Project. Kokolopori Bonobo Research Project is funded by the Harvard University, Max-Planck Society. Project Mandrillus is funded by the SEEG

Lekedi and LIA (INEE-CNRS) to MC, Agence Nationale de la Recherche (ANR SLEEP 17-CE02-0002 to MC and ANR ERS-17-CE02-0008, 2018-2021 to EH), Deutsche Forschungsgemeinschaft (DFG, KA 1082-20-1) to PK and MC, as well as by the State Scholarships Foundation (IKY) under the scholarship program from the proceeds of the “Nic. D. Chrysovergis” bequest to NS. Inkawu vervet project is funded by the Fyssen Foundation (granted to CC) and the Swiss National Science Foundation (31003A_159587 and PP00P3_170624) along with the Branco Weiss Fellowship Society in Science (granted to EW). Macaca nigra Project is funded by the German Research Council within the Emmy-Noether programme, the Federal Ministry for Economic Cooperation and Development and the German Academic Exchange Service (to Antje Engelhardt), by the Volkswagen Stiftung (to JD) and the University of Portsmouth (to JM). Ein Gedi rock hyrax sociality project was funded by the Israel Science Foundation and United States-Israel Binational Science Foundation (2015088). Ngorongoro Hyena Project is funded by the Leibniz Institute for Zoo and Wildlife Research; Werner Dessauer Stiftung.

Acknowledgments

We would like to thank colleagues who contributed ideas or suggestions during the various discussions and exchanges that led to the setup of the study, as well as two referees for their constructive comments, and Christof Neumann for fruitful discussions. The Kokolopori Bonobo Research Project thanks the ICCN, Bonobo Conservation Initiative and Vie Sauvage for their support of the study, the Ministry of Scientific Research and Technology in the Democratic Republic of the Congo for the permission to work in the DRC, the people of the villages of Bolamba, Yete, Yomboli, and Yasalakose for granting access to their forest, all local and international field assistants for their support in the field, as well as Harvard University and the Max-Planck Society for funding the project. The Tsaobis Baboon Project is grateful to the volunteers from 2013 and 2014 for collecting behavioral data. This research was carried out with the permission of the Ministry of Environment and Tourism, the Ministry of Land Reform, and the National Commission on Research, Science, and Technology. We further thank the Tsaobis beneficiaries for permission to work at Tsaobis, the Gobabeb Namib Research Institute and Training Centre for affiliation, and Johan Venter and the Snyman and Wittreich families for permission to work on their land. This article is n° ISEM 2022-144. The Mandrillus Project is grateful to the past and present field assistants who collected behavioral data and to the SODEPAL-COMILOG society (ERAMET group) for their long-term logistical support. This is a Project Mandrillus publication number 27. This study was approved by an

authorization from the CENAREST institute (permit number, AR0060/18/MESRS/CENAREST/CG/CST/CSAR). The Inkawu Vervet Project (IVP) thanks the van der Walt family for permission to conduct the study on their land and the whole IVP team for their help and support in the field. The Macaca nigra Project in Tangkoko thank all team members, especially Antje Engelhardt and Jan-Boje Pfeifer. We thank Joko Pamungkas from the Primate Research Centre, Muhammad Agil and Perwitasari Farajallah from the Institute Pertanian Bogor University for supporting our stay in Indonesia. We gratefully acknowledge the permission of the Indonesian Institute of Sciences, the Directorate General of Forest Protection and Nature Conservation and the Department for the Conservation of Natural Resource, North Sulawesi, particularly Pak Domingus and Pak Yunus, to conduct research in the Tangkoko Reserve. The Kirindy Forest Lemur Project thanks the Malagasy Ministry of the Environment, the University of Antananarivo and the CNFEREF Morondava for authorizing our work, and the Kirindy field assistants for help with data collection. The Ein Gedi rock hyrax sociality project is grateful for the hospitality and logistic support from the Ein Gedi Field School and the Ein Gedi Nature Reserve. The Ngorongoro Hyena Project thanks the Tanzania Commission for Science and Technology, the Tanzania Wildlife Research Institute, and the Ngorongoro Conservation Area Authority for permission to conduct the study, and Bettina Wachter and Philemon Naman for long-term behavioral and demographic monitoring of the eight spotted hyena clans.

Conflict of interest

The authors declare that the research was conducted in the absence of any commercial or financial relationships that could be construed as a potential conflict of interest.

Publisher's note

All claims expressed in this article are solely those of the authors and do not necessarily represent those of their affiliated organizations, or those of the publisher, the editors and the reviewers. Any product that may be evaluated in this article, or claim that may be made by its manufacturer, is not guaranteed or endorsed by the publisher.

Supplementary material

The Supplementary Material for this article can be found online at: <https://www.frontiersin.org/articles/10.3389/fevo.2022.918773/full#supplementary-material>

References

- Abernethy, K. A., White, L. J. T., and Wickings, E. J. (2002). Hordes of mandrills (*Mandrillus sphinx*): extreme group size and seasonal male presence. *J. Zool.* 258, 131–137. doi: 10.1017/S0952836902001267
- Alberts, S. C. (2012). “Magnitude and sources of variation in male reproductive performance,” in *The Evolution of Primate Societies*, eds J. C. Mitani, J. Call, P. M. Kappeler, R. A. Palombit, and J. B. Silk (Chicago, IL: University of Chicago Press), 412–431.
- Altmann, J. (1974). Observational study of behavior: sampling methods. *Behaviour* 49, 227–267. doi: 10.1163/156853974x00534
- Andelman, S. J. (1987). Evolution of concealed ovulation in vervet monkeys (*Cercopithecus aethiops*). *Am. Nat.* 129, 785–799. doi: 10.1086/284675
- Andelman, S. J., Else, J. G., Hearn, J. P., and Hodges, J. K. (1985). The non-invasive monitoring of reproductive events in wild vervet monkeys (*Cercopithecus aethiops*) using urinary pregnanediol-3 α -glucuronide and its correlation with behavioural observations. *J. Zool.* 205, 467–477. doi: 10.1111/j.1469-7998.1985.tb03538.x
- Anderson, G. D., and Herlocker, D. J. (1973). Soil factors affecting the distribution of the vegetation types and their utilization by wild animals in Ngorongoro Crater, Tanzania. *J. Ecol.* 61, 627–651. doi: 10.2307/2258640
- Arseneau-Robar, T. J. M., Taucher, A. L., Schneider, A. B., van Schaik, C. P., and Willems, E. P. (2017). Intra- and interindividual differences in the costs and benefits of intergroup aggression in female vervet monkeys. *Anim. Behav.* 123, 129–137. doi: 10.1016/j.anbehav.2016.10.034
- Baayen, R. H., Davidson, D. J., and Bates, D. M. (2008). Mixed-effects modeling with crossed random effects for subjects and items. *J. Mem. Lang.* 59, 390–412. doi: 10.1016/j.jml.2007.12.005
- Baniel, A., Cowlshaw, G., and Huchard, E. (2017). Male violence and sexual intimidation in a wild primate society. *Curr. Biol.* 27, 2163.e3–2168.e3. doi: 10.1016/j.cub.2017.06.013
- Baniel, A., Cowlshaw, G., and Huchard, E. (2018). Jealous females? Female competition and reproductive suppression in a wild promiscuous primate. *Proc. R. Soc. Lond. B* 285:20181332. doi: 10.1098/rspb.2018.1332
- Barocas, A., Ilany, A., Koren, L., Kam, M., and Geffen, E. (2011). Variance in centrality within rock hyrax social networks predicts adult longevity. *PLoS One* 6:e22375. doi: 10.1371/journal.pone.0022375
- Barr, D. J., Levy, R., Scheepers, C., and Tily, H. J. (2013). Random effects structure for confirmatory hypothesis testing: keep it maximal. *J. Mem. Lang.* 68, 255–278. doi: 10.1016/j.jml.2012.11.001
- Barton, K. (2020). *MuMIn: Multi-Model Inference. R package version 1.43.17*.
- Bates, D., Maechler, M., and Dai, B. (2011). *lme4: Linear Mixed-Effects Models Using Eigen and S4 Classes*. Available online at: <http://lme4.r-forge.r-project.org/> (accessed April 19, 2022).
- Brockmeyer, T., Kappeler, P. M., Willaume, E., Benoit, L., Mbumba, S., and Charpentier, M. J. E. (2015). Social organization and space use of a wild mandrill (*Mandrillus sphinx*) group. *Am. J. Primatol.* 77, 1036–1048. doi: 10.1002/ajp.22439
- Brooks, M. E., Kristensen, K., van Benthem, K. J., Magnusson, A., Berg, C. W., Nielsen, A., et al. (2017). glmmTMB balances speed and flexibility among packages for zero-inflated generalized linear mixed modeling. *RJ* 9, 378–400. doi: 10.32614/RJ-2017-066
- Canteloup, C., Puga-Gonzalez, I., Sueur, C., and van de Waal, E. (2021). The consistency of individual centrality across time and networks in wild vervet monkeys. *Am. J. Primatol.* 83:e23232. doi: 10.1002/ajp.23232
- Chapman, T., Arnqvist, G., Bangham, J., and Rowe, L. (2003). Sexual conflict. *Trends Evol. Evol.* 18, 41–47. doi: 10.1016/S0169-5347(02)00004-6
- Charpentier, M. J. E., Peignot, P., Hossaert-McKey, M., Gimenez, O., Setchell, J. M., and Wickings, E. J. (2005). Constraints on control: factors influencing reproductive success in male mandrills (*Mandrillus sphinx*). *Behav. Ecol.* 16, 614–623. doi: 10.1093/beheco/ari034
- Charpentier, M. J. E., Peignot, P., Hossaert-McKey, M., and Wickings, E. J. (2007). Kin discrimination in juvenile mandrills, *Mandrillus sphinx*. *Anim. Behav.* 73, 37–45.
- Charpentier, M. J. E., Harté, M., Poirotte, C., de Bellefon, J. M., Laubi, B., Kappeler, P. M., et al. (2020). Same father, same face: deep learning reveals selection for signaling kinship in a wild primate. *Sci. Adv.* 6:eaba3274.
- Chase, I. D., Bartolomeo, C., and Dugatkin, L. A. (1994). Aggressive interactions and inter-contest interval: how long do winners keep winning? *Anim. Behav.* 48, 393–400. doi: 10.1006/anbe.1994.1253
- Cheney, D. L., and Seyfarth, R. M. (1990). *How Monkeys See the World*. Chicago, IL: University of Chicago Press.
- Cheney, D. L., Seyfarth, R. M., Fischer, J., Beehner, J. C., Bergman, T. J., Johnson, S. E., et al. (2006). “Reproduction, mortality, and female reproductive success in chacma baboons of the Okavango Delta, Botswana,” in *Reproduction and Fitness in Baboons: Behavioral, Ecological, and Life History Perspectives*, eds L. Swedell and S. R. Leigh (Boston, MA: Springer), 147–176.
- Clark, P. R., Waller, B. M., Burrows, A. M., Julle-Danière, E., Agil, M., Engelhardt, A., et al. (2020). Morphological variants of silent bared-teeth displays have different social interaction outcomes in crested macaques (*Macaca nigra*). *Am. J. Phys. Anthropol.* 173, 411–422. doi: 10.1002/ajpa.24129
- Clutton-Brock, T. H., and Huchard, E. (2013a). Social competition and its consequences in female mammals. *J. Zool.* 289, 151–171. doi: 10.1111/jzo.12023
- Clutton-Brock, T. H., and Huchard, E. (2013b). Social competition and selection in males and females. *Philos. Trans. R. Soc. Lond. B* 368:20130074. doi: 10.1098/rstb.2013.0074
- Clutton-Brock, T. H., and Janson, C. H. (2012). Primate socioecology at the crossroads: past, present, and future. *Evol. Anthropol.* 21, 136–150. doi: 10.1002/evan.21316
- Cowlshaw, G. (2013). “*Papio ursinus* Chacma baboon,” in *Mammals of Africa. Volume II: Primates*, eds T. Butynski, J. Kingdon, and J. Kalina (London: Bloomsbury), 225–228.
- Cowlshaw, G., and Dunbar, R. I. M. (1991). Dominance rank and mating success in primates. *Anim. Behav.* 41, 1045–1056. doi: 10.1016/S0003-3472(05)80642-6
- Davidian, E., Courtiol, A., Wachter, B., Hofer, H., and Höner, O. P. (2016). Why do some males choose to breed at home when most other males disperse? *Sci. Adv.* 2:e1501236. doi: 10.1126/sciadv.1501236
- Davidian, E., Surbeck, M., Lukas, D., Kappeler, P. M., and Huchard, E. (2022). The eco-evolutionary landscape of power relationships between males and females. *Trends Evol. Evol.* 37, 706–718. doi: 10.1016/j.tree.2022.04.004
- Davidian, E., Wachter, B., Heckmann, I., Dehnhard, M., Hofer, H., and Höner, O. P. (2021). The interplay between social rank, physiological constraints and investment in courtship in male spotted hyenas. *Funct. Ecol.* 35, 635–649. doi: 10.1111/1365-2435.13733
- Davies, C. S., Smyth, K. N., Greene, L. K., Walsh, D. A., Mitchell, J., Clutton-Brock, T. H., et al. (2016). Exceptional endocrine profiles characterise the meerkat: sex, status, and reproductive patterns. *Sci. Rep.* 6:35492. doi: 10.1038/srep35492
- de Vries, H. (1998). Finding a dominance order most consistent with a linear hierarchy: a new procedure and review. *Anim. Behav.* 55, 827–843. doi: 10.1006/anbe.1997.0708
- de Waal, F. B. M. (1984). Sex differences in the formation of coalitions among chimpanzees. *Ethol. Sociobiol.* 5, 239–255. doi: 10.1016/0162-3095(84)90004-9
- Deag, J. M. (1977). Aggression and submission in monkey societies. *Anim. Behav.* 25, 465–474. doi: 10.1016/0003-3472(77)90021-5
- Dehnen, T., Arbon, J. J., Farine, D. R., and Boogert, N. J. (2022). How feedback and feed-forward mechanisms link determinants of social dominance. *Biol. Rev.* 97, 1210–1230. doi: 10.1111/brv.12838
- Dezeure, J., Charpentier, M. J. E., and Huchard, E. (2022). Fitness effects of seasonal birth timing in a long-lived social primate living in the equatorial forest. *Anim. Behav.* 185, 113–126. doi: 10.1016/j.anbehav.2022.01.002
- Dobson, A. J. (2002). *An Introduction to the Generalized Linear Models*, 2nd Edn. Boca Raton, FL: Chapman and Hall, CRC Press.
- Douglas, P. H., Hohmann, G., Murtagh, R., Thiessen-Bock, R., and Deschner, T. (2016). Mixed messages: wild female bonobos show high variability in the timing of ovulation in relation to sexual swelling patterns. *BMC Evol. Biol.* 16:140. doi: 10.1186/s12862-016-0691-3
- Drea, C. M. (2020). Design, delivery and perception of condition-dependent chemical signals in strepsirrhine primates: implications for human olfactory communication. *Philos. Trans. R. Soc. Lond. B* 375:20190264. doi: 10.1098/rstb.2019.0264
- Duboscq, J., Micheletta, J., Agil, M., Hodges, K., Thierry, B., and Engelhardt, A. (2013). Social tolerance in wild female crested macaques (*Macaca nigra*) in Tangkoko-Batuangus Nature Reserve, Sulawesi, Indonesia. *Am. J. Primatol.* 75, 361–375. doi: 10.1002/ajp.22114

- Duboscq, J., Neumann, C., Agil, M., Perwitasari-Farajallah, D., Thierry, B., and Engelhardt, A. (2017). Degrees of freedom in social bonds of crested macaque females. *Anim. Behav.* 123, 411–426. doi: 10.1016/j.anbehav.2016.11.010
- Dunham, A. E. (2008). Battle of the sexes: cost asymmetry explains female dominance in lemurs. *Anim. Behav.* 76, 1435–1439. doi: 10.1016/j.anbehav.2008.06.018
- East, M. L., Höner, O. P., Wachter, B., Wilhelm, K., Burke, T., and Hofer, H. (2009). Maternal effects on offspring social status in spotted hyenas. *Behav. Ecol.* 20, 478–483. doi: 10.1093/beheco/arp020
- Fedigan, L., and Fedigan, L. M. (1988). “*Cercopithecus aethiops*: a review of field studies,” in *A Primate Radiation: Evolutionary Biology of the African Guenons*, eds A. Gautier-Hion, F. Bourliere, J.-P. Gautier, and J. Kingdon (Cambridge, MA: Cambridge University Press), 389–411.
- Fichtel, C., Schnoell, A. V., and Kappeler, P. M. (2018). Measuring social tolerance: an experimental approach in two lemurid primates. *Ethology* 124, 65–73. doi: 10.1111/eth.12706
- Fischer, J., Higham, J. P., Alberts, S. C., Barrett, L., Beehner, J. C., Bergman, T. J., et al. (2019). Insights into the evolution of social systems and species from baboon studies. *eLife* 8:e50989. doi: 10.7554/eLife.50989
- Foerster, S., Franz, M., Murray, C. M., Gilby, I. C., Feldblum, J. T., Walker, K. K., et al. (2016). Chimpanzee females queue but males compete for social status. *Sci. Rep.* 6:35404. doi: 10.1038/srep35404
- Fox, J., and Weisberg, S. (2011). *An {R} Companion to Applied Regression*, 2nd Edn. Thousand Oaks, CA: Sage.
- Franz, M., McLean, E., Tung, J., Altmann, J., and Alberts, S. C. (2015). Self-organizing dominance hierarchies in a wild primate population. *Proc. R. Soc. Lond. B* 282:20151512. doi: 10.1098/rspb.2015.1512
- Glowacki, L., Wilson, M. L., and Wrangham, R. W. (2020). The evolutionary anthropology of war. *J. Econ. Behav. Organ.* 178, 963–982. doi: 10.1016/j.jebo.2017.09.014
- Gómez, J. M., Verdú, M., González-Megías, A., and Méndez, M. (2016). The phylogenetic roots of human lethal violence. *Nature* 538, 233–237. doi: 10.1038/nature19758
- Goodall, J. (1968). The behaviour of free-living chimpanzees in the Gombe Stream Reserve. *Anim. Behav. Monogr.* 1, 161–311. doi: 10.1016/S0066-1856(68)80003-2
- Grebe, N. M., Fitzpatrick, C., Sharrock, K., Starling, A., and Drea, C. M. (2019). Organizational and activational androgens, lemur social play, and the ontogeny of female dominance. *Horm. Behav.* 115:104554. doi: 10.1016/j.yhbeh.2019.07.002
- Gruber, T., and Clay, Z. (2016). A comparison between bonobos and chimpanzees: a review and update. *Evol. Anthropol.* 25, 239–252. doi: 10.1002/evan.21501
- Guhl, A. M. (1968). Social inertia and social stability in chickens. *Anim. Behav.* 16, 219–232. doi: 10.1016/0003-3472(68)90003-1
- Hand, J. L. (1986). Resolution of social conflicts: dominance, egalitarianism, spheres of dominance, and game theory. *Q. Rev. Biol.* 61, 201–220. doi: 10.1086/414899
- Hausfater, G. (1975). Dominance and reproduction in baboons (*Papio cynocephalus*). *Contrib. Primatol.* 7, 1–150.
- Hemelrijk, C. K., and Gyag, L. (2004). Dominance style, differences between the sexes and species: an agent-based model. *Interact. Stud.* 5, 131–146. doi: 10.1075/is.5.1.07hem
- Hemelrijk, C. K., Wantia, J., and Isler, K. (2008). Female dominance over males in primates: self-organisation and sexual dimorphism. *PLoS One* 3:e2678. doi: 10.1371/journal.pone.0002678
- Hemelrijk, C. K., Wubs, M., Gort, G., Botting, J., and van de Waal, E. (2020). Dynamics of intersexual dominance and adult sex-ratio in wild vervet monkeys. *Front. Psychol.* 11:839. doi: 10.3389/fpsyg.2020.00839
- Higham, J. P., Heistermann, M., Agil, M., Perwitasari-Farajallah, D., Widdig, A., and Engelhardt, A. (2021). Female fertile phase synchrony, and male mating and reproductive skew, in the crested macaque. *Sci. Rep.* 11:4251. doi: 10.1038/s41598-021-81163-1
- Hofer, H., and East, M. L. (2003). Behavioral processes and costs of co-existence in female spotted hyenas: a life history perspective. *Evol. Ecol.* 17, 315–331. doi: 10.1023/A:1027352517231
- Holekamp, K. E., and Smale, L. (1991). Dominance acquisition during mammalian social development: the “inheritance” of maternal rank. *Am. Zool.* 31, 306–317. doi: 10.1093/icb/31.2.306
- Höner, O. P., Wachter, B., East, M. L., Runyoro, V. A., and Hofer, H. (2005). The effect of prey abundance and foraging tactics on the population dynamics of a social, territorial carnivore, the spotted hyena. *Oikos* 108, 544–554. doi: 10.1111/j.0030-1299.2005.13533.x
- Höner, O. P., Wachter, B., East, M. L., Streich, W. J., Wilhelm, K., Burke, T., et al. (2007). Female mate-choice drives the evolution of male-biased dispersal in a social mammal. *Nature* 448, 798–801. doi: 10.1038/nature06040
- Höner, O. P., Wachter, B., Hofer, H., Wilhelm, K., Thierer, D., Trillmich, F., et al. (2010). The fitness of dispersing spotted hyena sons is influenced by maternal social status. *Nat. Commun.* 1:60. doi: 10.1038/ncomms1059
- Huchard, E., Alvergne, A., Fejan, D., Knapp, L. A., Cowlshaw, G., and Raymond, M. (2010). More than friends? Behavioural and genetic aspects of heterosexual associations in wild chacma baboons. *Behav. Ecol. Sociobiol.* 64, 769–781. doi: 10.1007/s00265-009-0894-3
- Huchard, E., Charpentier, M. J. E., Marshall, H., King, A. J., Knapp, L. A., and Cowlshaw, G. (2013). Paternal effects on access to resources in a promiscuous primate society. *Behav. Ecol.* 24, 229–236. doi: 10.1093/beheco/ars158
- Huchard, E., Courtiol, A., Benavides, J. A., Knapp, L. A., Raymond, M., and Cowlshaw, G. (2009). Can fertility signals lead to quality signals? Insights from the evolution of primate sexual swellings. *Proc. R. Soc. Lond. B* 276, 1889–1897. doi: 10.1098/rspb.2008.1923
- Ilany, A., Barocas, A., Koren, L., Kam, M., and Geffen, E. (2011). Do singing rock hyraxes exploit conspecific calls to gain attention? *PLoS One* 6:e28612. doi: 10.1371/journal.pone.0028612
- Ilany, A., Barocas, A., Koren, L., Kam, M., and Geffen, E. (2013). Structural balance in the social networks of a wild mammal. *Anim. Behav.* 85, 1397–1405. doi: 10.1016/j.anbehav.2013.03.032
- Izar, P., Fernández-Bolaños, M., Seex, L., Gort, G., Suscke, P., Tokuda, M., et al. (2021). Female emancipation in a male dominant, sexually dimorphic primate under natural conditions. *PLoS One* 16:e0249039. doi: 10.1371/journal.pone.0249039
- Jaeggi, A. V., Boose, K. J., White, F. J., and Gurven, M. (2016). Obstacles and catalysts of cooperation in humans, bonobos, and chimpanzees: behavioural reaction norms can help explain variation in sex roles, inequality, war and peace. *Behaviour* 153, 1015–1051. doi: 10.1163/1568539X-00003347
- Jolly, A. (1984). “The puzzle of female feeding priority,” in *Female Primates: Studies by Women Primatologists*, ed. M. Small (New York, NY: Alan R. Liss), 197–215.
- Jonart, L. M., Hill, G. E., and Badyaev, A. V. (2007). Fighting ability and motivation: determinants of dominance and contest strategies in females of a passerine bird. *Anim. Behav.* 74, 1675–1681. doi: 10.1016/j.anbehav.2007.03.012
- Kalbitzer, U., Heistermann, M., Cheney, D., Seyfarth, R., and Fischer, J. (2015). Social behavior and patterns of testosterone and glucocorticoid levels differ between male chacma and Guinea baboons. *Horm. Behav.* 75, 100–110. doi: 10.1016/j.yhbeh.2015.08.013
- Kappeler, P. M. (1993). “Female dominance in primates and other mammals,” in *Perspectives in Ethology* 10, eds P. P. G. Bateson, P. H. Klopfer, and N. S. Thompson (New York, NY: Plenum), 143–158.
- Kappeler, P. M. (2017). Sex roles and adult sex ratios: insights from mammalian biology and consequences for primate behaviour. *Philos. Trans. R. Soc. Lond. B* 372:20160321. doi: 10.1098/rstb.2016.0321
- Kappeler, P. M., and Fichtel, C. (2012a). “A 15-year perspective on the social organization and life history of sifaka in Kirindy Forest,” in *Long-Term Field Studies of Primates*, eds P. M. Kappeler and D. P. Watts (Heidelberg: Springer), 101–121.
- Kappeler, P. M., and Fichtel, C. (2012b). Female reproductive competition in *Eulemur rufifrons*: eviction and reproductive restraint in a plurally breeding Malagasy primate. *Mol. Ecol.* 21, 685–698. doi: 10.1111/j.1365-294X.2011.05255.x
- Kappeler, P. M., and Fichtel, C. (2015). Eco-evo-devo of the lemur syndrome: did adaptive behavioral plasticity get canalized in a large primate radiation? *Front. Zool.* 12(Suppl. 1):S15. doi: 10.1186/1742-9994-12-S1-S15
- Kappeler, P. M., Fichtel, C., and Radespiel, U. (2022). The island of female power? Intersexual dominance relationships in the lemurs of Madagascar. *Front. Ecol. Evol.* 10:858859. doi: 10.3389/fevo.2022.858859
- Kappeler, P. M., and Port, M. (2008). Mutual tolerance or reproductive competition? Patterns of reproductive skew among male redfronted lemurs (*Eulemur fulvus rufus*). *Behav. Ecol. Sociobiol.* 62, 1477–1488. doi: 10.1007/s00265-008-0577-5
- Kappeler, P. M., and Schäffler, L. (2008). The lemur syndrome unresolved: extreme male reproductive skew in sifakas (*Propithecus verreauxi*), a sexually monomorphic primate with female dominance. *Behav. Ecol. Sociobiol.* 62, 1007–1015. doi: 10.1007/s00265-007-0528-6

- Kerhoas, D., Perwitasari-Farajallah, D., Agil, M., Widdig, A., and Engelhardt, A. (2014). Social and ecological factors influencing offspring survival in wild macaques. *Behav. Ecol.* 25, 1164–1172. doi: 10.1093/beheco/ar099
- Kitchen, D. M., Cheney, D. L., and Seyfarth, R. M. (2005). Contextual factors mediating contests between male chacma baboons in Botswana: effects of food, friends and females. *Int. J. Primatol.* 26, 105–125. doi: 10.1007/s10764-005-0725-y
- Koch, F., Ganzhorn, J. U., Rothman, J. M., Chapman, C. A., and Fichtel, C. (2017). Sex and seasonal differences in diet and nutrient intake in Verreaux's sifakas (*Propithecus verreauxi*). *Am. J. Primatol.* 79:e22595. doi: 10.1002/ajp.22595
- Koch, F., Signer, J., Kappeler, P. M., and Fichtel, C. (2016). Intergroup encounters in Verreaux's sifakas (*Propithecus verreauxi*): who fight and why? *Behav. Ecol. Sociobiol.* 70, 797–808. doi: 10.1007/s00265-016-2105-3
- Koenig, A., Miles, A., Riaz, D.-E.-A., and Borries, C. (2022). Intersexual agonism in gray langurs reflects male dominance and feeding competition. *Front. Ecol. Evol.* 10:860437. doi: 10.3389/fevo.2022.860437
- Koren, L., and Geffen, E. (2009). Androgens and social status in female rock hyraxes. *Anim. Behav.* 77, 233–238. doi: 10.1016/j.anbehav.2008.09.031
- Koren, L., and Geffen, E. (2011). Individual identity is communicated through multiple pathways in male rock hyrax (*Procavia capensis*) songs. *Behav. Ecol. Sociobiol.* 65, 675–684. doi: 10.1007/s00265-010-1069-y
- Koren, L., Mokady, O., and Geffen, E. (2006). Elevated testosterone levels and social ranks in female rock hyrax. *Horm. Behav.* 49, 470–477. doi: 10.1016/j.yhbeh.2005.10.004
- Koren, L., Mokady, O., and Geffen, E. (2008). Social status and cortisol levels in singing rock hyraxes. *Horm. Behav.* 54, 212–216. doi: 10.1016/j.yhbeh.2008.02.020
- Koren, L., Weissman, Y., Schnitzer, I., Beukeboom, R., Bar Ziv, E., Demartsev, V., et al. (2019). Sexually opposite effects of testosterone on mating success in wild rock hyrax. *Behav. Ecol.* 30, 1611–1617. doi: 10.1093/beheco/arz125
- Leigh, S. R., Setchell, J. M., Charpentier, M. J. E., Knapp, L. A., and Wickings, E. J. (2008). Canine tooth size and fitness in male mandrills (*Mandrillus sphinx*). *J. Hum. Evol.* 55, 75–85. doi: 10.1016/j.jhevol.2008.01.001
- Lewis, R. J. (2002). Beyond dominance: the importance of leverage. *Q. Rev. Biol.* 77, 149–164. doi: 10.1086/343899
- Lewis, R. J. (2018). Female power in primates and the phenomenon of female dominance. *Annu. Rev. Anthropol.* 47, 533–551. doi: 10.1146/annurev-anthro-102317-045958
- Lewis, R. J., and van Schaik, C. P. (2007). Bimorphism in male Verreaux's sifaka in the Kirindy Forest of Madagascar. *Int. J. Primatol.* 28, 159–182. doi: 10.1007/s10764-006-9107-3
- Lindenfors, P., Gittleman, J. L., and Jones, K. E. (2007). "Sexual size dimorphism in mammals," in *Sex, Size and Gender Roles: Evolutionary Studies of Sexual Size Dimorphism*, eds D. J. Fairbairn, W. U. Blanckenhorn, and T. Székely (Oxford: Oxford University Press), 16–26.
- Lucchesi, S., Cheng, L., Janmaat, K., Mundry, R., Pisor, A., and Surbeck, M. (2020). Beyond the group: how food, mates, and group size influence intergroup encounters in wild bonobos. *Behav. Ecol.* 31, 519–532. doi: 10.1093/beheco/arz214
- Malalaharivony, H. S., Fichtel, C., Heistermann, M., and Kappeler, P. M. (2021). Maternal stress effects on infant development in wild Verreaux's sifaka (*Propithecus verreauxi*). *Behav. Ecol. Sociobiol.* 75:143. doi: 10.1007/s00265-021-03085-2
- Martin, P., and Bateson, P. (2021). *Measuring Behaviour: An Introductory Guide*, 4th Edn. Cambridge, MA: Cambridge University Press.
- Martinez Inigo, L. (2018). *Intergroup Interactions in Crested Macaques (Macaca nigra): Factors Affecting Intergroup Encounter Outcome and Intensity*. Ph.D. thesis. Lincoln: University of Lincoln.
- Marty, P. R. (2015). *Male Migration and Alpha Male Takeovers in Crested Macaques, Macaca nigra*. Ph.D. thesis. Göttingen: University of Göttingen.
- Marty, P. R., Hodges, K., Agil, M., and Engelhardt, A. (2016). Determinants of immigration strategies in male crested macaques (*Macaca nigra*). *Sci. Rep.* 6:32028. doi: 10.1038/srep32028
- Mass, V., Heistermann, M., and Kappeler, P. M. (2009). Mate-guarding as a male reproductive tactic in *Propithecus verreauxi*. *Int. J. Primatol.* 30, 389–409. doi: 10.1007/s10764-009-9345-2
- McCormick, S. K., Holekamp, K. E., Smale, L., Weldele, M. L., Glickman, S. E., and Place, N. J. (2021). Sex differences in spotted hyenas. *Cold Spring Harb. Perspect. Biol.* 14:a039180. doi: 10.1101/cshperspect.a039180
- Micheletta, J., Waller, B. M., Panggur, M. R., Neumann, C., Duboscq, J., Agil, M., et al. (2012). Social bonds affect anti-predator behaviour in a tolerant species of macaque, *Macaca nigra*. *Proc. R. Soc. Lond. B* 279, 4042–4050. doi: 10.1098/rspb.2012.1470
- Neumann, C., Assahad, G., Hammerschmidt, K., Perwitasari-Farajallah, D., and Engelhardt, A. (2010). Loud calls in male crested macaques, *Macaca nigra*: a signal of dominance in a tolerant species. *Anim. Behav.* 79, 187–193. doi: 10.1016/j.anbehav.2009.10.026
- Neumann, C., Duboscq, J., Dubuc, C., Ginting, A., Irwan, A. M., Agil, M., et al. (2011). Assessing dominance hierarchies: validation and advantages of progressive evaluation with Elo-rating. *Anim. Behav.* 82, 911–921. doi: 10.1016/j.anbehav.2011.07.016
- Neumann, C., McDonald, D. B., and Shizuka, D. (2018). Dominance ranks, dominance ratings and linear hierarchies: a critique. *Anim. Behav.* 144, e1–e16. doi: 10.1016/j.anbehav.2018.07.012
- Norscia, I., and Palagi, E. (2015). The socio-matrix reloaded: from hierarchy to dominance profile in wild lemurs. *PeerJ* 3:e729. doi: 10.7717/peerj.729
- Nsi Akoue, G., Mbading-Mbading, W., Willaume, E., Souza, A., Mbatchi, B., and Charpentier, M. J. E. (2017). Seasonal and individual predictors of diet in a free-ranging population of mandrills. *Ethology* 123, 600–613. doi: 10.1111/eth.12633
- O'Brien, T. G., and Kinnaird, M. F. (1997). Behavior, diet, and movements of the Sulawesi crested black macaque (*Macaca nigra*). *Int. J. Primatol.* 18, 321–351. doi: 10.1023/A:1026330332061
- Ostner, J., and Heistermann, M. (2003). Endocrine characterization of female reproductive status in wild redfronted lemurs (*Eulemur fulvus rufus*). *Gen. Comp. Endocrinol.* 131, 274–283. doi: 10.1016/s0016-6480(03)00013-3
- Ostner, J., and Kappeler, P. M. (1999). Central males instead of multiple pairs in redfronted lemurs, *Eulemur fulvus rufus* (Primates, Lemuridae)? *Anim. Behav.* 58, 1069–1078. doi: 10.1006/anbe.1999.1222
- Ostner, J., Kappeler, P. M., and Heistermann, M. (2002). Seasonal variation and social correlates of androgen excretion in male redfronted lemurs (*Eulemur fulvus rufus*). *Behav. Ecol. Sociobiol.* 52, 485–495. doi: 10.1007/s00265-002-0532-9
- Overdorff, D. J. (1993). Similarities, differences, and seasonal patterns in the diets of *Eulemur rubriventer* and *Eulemur fulvus rufus* in the Ranomafana National Park, Madagascar. *Int. J. Primatol.* 14, 721–753. doi: 10.1007/BF02192188
- Parish, A. R. (1996). Female relationships in bonobos (*Pan paniscus*). *Hum. Nat.* 7, 61–96.
- Parish, A. R., De Waal, F. B. M., and Haig, D. (2000). The other "closest living relative": how bonobos (*Pan paniscus*) challenge traditional assumptions about females, dominance, intra- and intersexual interactions, and hominid evolution. *Ann. N. Y. Acad. Sci.* 907, 97–113.
- Peignon, P., Charpentier, M. J. E., Bout, N., Bourry, O., Massima, U., Dosimont, O., et al. (2008). Learning from the first release project of captive-bred mandrills *Mandrillus sphinx* in Gabon. *Oryx* 42, 122–131. doi: 10.1017/S0030605308000136
- Pereira, A. E., Kaufman, R., Kappeler, P. M., and Overdorff, D. J. (1990). Female dominance does not characterize all of the Lemuridae. *Folia Primatol.* 55, 96–103. doi: 10.1159/000156505
- Pereira, M. E., and Kappeler, P. M. (1997). Divergent systems of agonistic behaviour in lemurid primates. *Behaviour* 134, 225–274. doi: 10.1163/156853997X00467
- Petty, J. M. A., and Drea, C. M. (2015). Female rule in lemurs is ancestral and hormonally mediated. *Sci. Rep.* 5:9631. doi: 10.1038/srep09631
- Port, M., Johnstone, R. A., and Kappeler, P. M. (2010). Costs and benefits of multi-male associations in redfronted lemurs (*Eulemur fulvus rufus*). *Biol. Lett.* 6, 620–622. doi: 10.1098/rsbl.2010.0091
- Preuschoft, S., Paul, A., and Kuester, J. (1998). Dominance styles of female and male Barbary macaques (*Macaca sylvanus*). *Behaviour* 135, 731–755. doi: 10.1163/156853998792640477
- R Core Team (2021). *R: A Language and Environment for Statistical Computing*. Vienna: R Foundation for Statistical Computing.
- Reddon, A. R., Ruberto, T., and Reader, S. M. (2021). Submission signals in animal groups. *Behaviour* 159, 1–20. doi: 10.1163/1568539X-bja10125
- Richard, A. F., and Dewar, R. E. (1991). Lemur ecology. *Annu. Rev. Ecol. Evol. Syst.* 22, 145–175. doi: 10.1146/annurev.es.22.110191.001045
- Richard, A. F., Dewar, R. E., Schwartz, M., and Ratsirarson, J. (2002). Life in the slow lane? Demography and life histories of male and female sifaka (*Propithecus verreauxi verreauxi*). *J. Zool.* 256, 421–436. doi: 10.1017/S0952836902000468
- Richard, A. F., and Heimbuch, R. (1975). "An analysis of the social behavior of three groups of *Propithecus verreauxi*," in *Lemur Biology*, eds I. Tattersall and R. W. Sussman (Boston, MA: Springer), 313–333.

- Rina Evasoa, M., Zimmermann, E., Hasiniaina, A. F., Rasoloharijaona, S., Randrianambinina, B., and Radespiel, U. (2019). Sources of variation in social tolerance in mouse lemurs (*Microcebus* spp.). *BMC Ecol.* 19:20. doi: 10.1186/s12898-019-0236-x
- Rowe, N., and Myers, M. (2017). "All the world's primates," in *The International Encyclopedia of Primatology*, ed. A. Fuentes (Charlottesville, VA: Primate Conservation, Inc).
- Rowell, T. E. (1974). The concept of social dominance. *Behav. Biol.* 11, 131–154. doi: 10.1016/S0091-6773(74)90289-2
- Rutte, C., Taborsky, M., and Brinkhof, M. W. G. (2006). What sets the odds of winning and losing? *Trends Ecol. Evol.* 21, 16–21. doi: 10.1016/j.tree.2005.10.014
- Sánchez-Tójar, A., Schroeder, J., and Farine, D. R. (2018). A practical guide for inferring reliable dominance hierarchies and estimating their uncertainty. *J. Anim. Ecol.* 87, 594–608. doi: 10.1111/1365-2656.12776
- Schjelderup-Ebbe, T. (1922). Beiträge zur Sozialpsychologie des Haushuhns. [Observation on the social psychology of domestic fowls]. *Z. Psychol. Physiol. Sinnesorg. Abt. Z. Psychol.* 88, 225–252.
- Scholz, F., and Kappeler, P. M. (2004). Effects of seasonal water scarcity on the ranging behavior of Eulemur fulvus rufus. *Int. J. Primatol.* 25, 599–613. doi: 10.1023/B:IJOP.0000023577.32587.0b
- Schülke, O., Bhagavatula, J., Vigilant, L., and Ostner, J. (2010). Social bonds enhance reproductive success in male macaques. *Curr. Biol.* 20, 2207–2210. doi: 10.1016/j.cub.2010.10.058
- Setchell, J. M., Charpentier, M. J. E., and Wickings, E. J. (2005). Mate guarding and paternity in mandrills: factors influencing alpha male monopoly. *Anim. Behav.* 70, 1105–1120. doi: 10.1016/j.anbehav.2005.02.021
- Setchell, J. M., Lee, P. C., Wickings, E. J., and Dixson, A. F. (2001). Growth and ontogeny of sexual size dimorphism in the mandrill (*Mandrillus sphinx*). *Am. J. Phys. Anthropol.* 115, 349–360. doi: 10.1002/ajpa.1091
- Setchell, J. M., and Wickings, E. J. (2005). Dominance, status signals and coloration in male mandrills (*Mandrillus sphinx*). *Ethology* 111, 25–50. doi: 10.1111/j.1439-0310.2004.01054.x
- Seyfarth, R. M., Cheney, D. L., and Marler, P. (1980). Monkey responses to three different alarm calls: evidence of predator classification and semantic communication. *Science* 210, 801–803. doi: 10.1126/science.7433999
- Shizuka, D., and McDonald, D. B. (2012). A social network perspective on measurements of dominance hierarchies. *Anim. Behav.* 83, 925–934. doi: 10.1016/j.anbehav.2012.01.011
- Silk, J. B., Beehner, J. C., Bergman, T. J., Crockford, C., Engh, A. L., Moscovice, L. R., et al. (2009). The benefits of social capital: close social bonds among female baboons enhance offspring survival. *Proc. R. Soc. Lond. B* 276, 3099–3104. doi: 10.1098/rspb.2009.0681
- Smith, J. E., Van Horn, R. C., Powning, K. S., Cole, A. R., Graham, K. E., Memenis, S. K., et al. (2010). Evolutionary forces favoring intragroup coalitions among spotted hyenas and other animals. *Behav. Ecol.* 21, 284–303. doi: 10.1093/beheco/arp181
- Smithson, M., and Verkuilen, J. (2006). A better lemon squeezer? Maximum-likelihood regression with beta-distributed dependent variables. *Psychol. Methods* 11, 54–71. doi: 10.1037/1082-989X.11.1.54
- Smuts, B. B., and Smuts, R. W. (1993). Male aggression and sexual coercion of females in nonhuman primates and other mammals: evidence and theoretical implications. *Adv. Study Behav.* 22, 1–63. doi: 10.1016/S0065-3454(08)60404-0
- Solomon, M. B., Karom, M. C., and Huhman, K. L. (2007). Sex and estrous cycle differences in the display of conditioned defeat in Syrian hamsters. *Horm. Behav.* 52, 211–219. doi: 10.1016/j.yhbeh.2007.04.007
- Sterck, E. H. M., Watts, D. P., and van Schaik, C. P. (1997). The evolution of female social relationships in nonhuman primates. *Behav. Ecol. Sociobiol.* 41, 291–309.
- Stevens, J. M., Vervaecke, H., De Vries, H., and van Elsacker, L. (2007). Sex differences in the steepness of dominance hierarchies in captive bonobo groups. *Int. J. Primatol.* 28, 1417–1430. doi: 10.1007/s10764-007-9186-9
- Surbeck, M., Boesch, C., Crockford, C., Thompson, M. E., Furuichi, T., Fruth, B., et al. (2019). Males with a mother living in their group have higher paternity success in bonobos but not chimpanzees. *Curr. Biol.* 29, R354–R355. doi: 10.1016/j.cub.2019.03.040
- Surbeck, M., and Hohmann, G. (2013). Intersexual dominance relationships and the influence of leverage on the outcome of conflicts in wild bonobos (*Pan paniscus*). *Behav. Ecol. Sociobiol.* 67, 1767–1780. doi: 10.1007/s00265-013-1584-8
- Surbeck, M., Langergraber, K. E., Fruth, B., Vigilant, L., and Hohmann, G. (2017). Male reproductive skew is higher in bonobos than chimpanzees. *Curr. Biol.* 27, R640–R641. doi: 10.1016/j.cub.2017.05.039
- Tecot, S. R., Baden, A. L., Romine, N., and Kamilar, J. M. (2013). "Reproductive strategies and infant care in the Malagasy primates," in *Building Babies: Proximate and Ultimate Perspectives of Primate Developmental Trajectories*, eds K. B. H. Clancy, K. Hinde, and J. N. Rutherford (New York, NY: Springer), 321–359. doi: 10.1093/ijel/dyaa233
- Thierry, B. (2007). Unity in diversity: lessons from macaque societies. *Evol. Anthropol.* 16, 224–238. doi: 10.1002/evan.20147
- Thierry, B. (2000). "Covariation of conflict management patterns across macaque species" in *Natural Conflict Resolution*, eds F. Aureli and F. B. M. De Waal (Berkeley: University of California Press), 106–128.
- Tibbetts, E. A., Pardo-Sanchez, J., and Weise, C. (2022). The establishment and maintenance of dominance hierarchies. *Philos. Trans. R. Soc. Lond. B* 377:20200450. doi: 10.1098/rstb.2020.0450
- Tokuyama, N., and Furuichi, T. (2016). Do friends help each other? Patterns of female coalition formation in wild bonobos at Wamba. *Anim. Behav.* 119, 27–35. doi: 10.1016/j.anbehav.2016.06.021
- Turner, T. R., Schmitt, C. A., Cramer, J. D., Lorenz, J., Grobler, J. B., Jolly, C. J., et al. (2018). Morphological variation in the genus *Chlorocebus*: ecogeographic and anthropogenically mediated variation in body mass, postcranial morphology, and growth. *Am. J. Phys. Anthropol.* 166, 682–707. doi: 10.1002/ajpa.23459
- Tyrrell, M., Berman, C. M., Duboscq, J., Agil, M., Sutrisno, T., and Engelhardt, A. (2020). Avoidant social style among wild crested macaque males (*Macaca nigra*) in Tangkoko Nature Reserve, Sulawesi, Indonesia. *Behaviour* 157, 451–491. doi: 10.1163/1568539X-bja10009
- Valé, P. D., Béné, J.-C. K., N'Guessan, A. K., Crockford, C., Deschner, T., Koné, I., et al. (2020). Energetic management in wild chimpanzees (*Pan troglodytes verus*) in Tai National Park, Côte d'Ivoire. *Behav. Ecol. Sociobiol.* 75:1. doi: 10.1007/s00265-020-02935-9
- van Schaik, C. P., and Kappeler, P. M. (1996). The social systems of gregarious lemurs: lack of convergence with anthropoids due to evolutionary disequilibrium? *Ethology* 102, 915–941. doi: 10.1111/j.1439-0310.1996.tb01171.x
- Vilette, C., Bonnell, T., Henzi, P., and Barrett, L. (2020). Comparing dominance hierarchy methods using a data-splitting approach with real-world data. *Behav. Ecol.* 31, 1379–1390. doi: 10.1093/beheco/araa095
- Vulliamid, C., Davidian, E., Wachter, B., Rousset, F., Courtiol, A., and Höner, O. P. (2019). Social support drives female dominance in the spotted hyaena. *Nat. Ecol. Evol.* 3, 71–76. doi: 10.1038/s41559-018-0718-9
- Walters, J. (1980). Interventions and the development of dominance relationships in female baboons. *Folia Primatol.* 34, 61–89. doi: 10.1159/000155948
- Weingrill, T., Lycett, J. E., and Henzi, S. P. (2000). Consortship and mating success in chacma baboons (*Papio cynocephalus ursinus*). *Ethology* 106, 1033–1044. doi: 10.1046/j.1439-0310.2000.00616.x
- Wright, P. C. (1999). Lemur traits and Madagascar ecology: coping with an island environment. *Am. J. Phys. Anthropol.* 110, 31–72. doi: 10.1002/(sici)1096-8644(1999)110:29+<31::aid-ajpa3>3.0.co;2-0
- Yapuncich, G. S., Bowie, A., Belais, R., Churchill, S. E., and Walker, C. S. (2020). Predicting body mass of bonobos (*Pan paniscus*) with human-based morphometric equations. *Am. J. Primatol.* 82:e23088. doi: 10.1002/ajp.23088
- Young, C., McFarland, R., Barrett, L., and Henzi, S. P. (2017). Formidable females and the power trajectories of socially integrated male vervet monkeys. *Anim. Behav.* 125, 61–67. doi: 10.1016/j.anbehav.2017.01.006
- Ziv, E. B., Ilany, A., Demartsev, V., Barocas, A., Geffen, E., and Koren, L. (2016). Individual, social, and sexual niche traits affect copulation success in a polygynandrous mating system. *Behav. Ecol. Sociobiol.* 70, 901–912. doi: 10.1007/s00265-016-2112-4