



HAL
open science

Synthesis of 2-Fluoroalkyl 4-Substituted Azepanes

Guillaume Masson, Sarah Rioton, Domingo Gomez Pardo, Janine Cossy

► **To cite this version:**

Guillaume Masson, Sarah Rioton, Domingo Gomez Pardo, Janine Cossy. Synthesis of 2-Fluoroalkyl 4-Substituted Azepanes. *European Journal of Organic Chemistry*, 2019, Heterocyclic Chemistry, 2019 (31-32), pp.5497-5507. 10.1002/ejoc.201900613 . hal-03815154

HAL Id: hal-03815154

<https://hal.science/hal-03815154v1>

Submitted on 21 Apr 2023

HAL is a multi-disciplinary open access archive for the deposit and dissemination of scientific research documents, whether they are published or not. The documents may come from teaching and research institutions in France or abroad, or from public or private research centers.

L'archive ouverte pluridisciplinaire **HAL**, est destinée au dépôt et à la diffusion de documents scientifiques de niveau recherche, publiés ou non, émanant des établissements d'enseignement et de recherche français ou étrangers, des laboratoires publics ou privés.

"This is the peer reviewed version of the following article: G. Masson, S. Rioton, D. Gomez Pardo, J. Cossy, Synthesis of 2-Fluoroalkyl 4-Substituted Azepanes, Eur. J. Org. Chem. 2019, 5497–5507, which has been published in final form at 10.1002/ejoc.201900613. This article may be used for non-commercial purposes in accordance with Wiley Terms and Conditions for Use of Self-Archived Versions. This article may not be enhanced, enriched or otherwise transformed into a derivative work, without express permission from Wiley or by statutory rights under applicable legislation. Copyright notices must not be removed, obscured or modified. The article must be linked to Wiley's version of record on Wiley Online Library and any embedding, framing or otherwise making available the article or pages thereof by third parties from platforms, services and websites other than Wiley Online Library must be prohibited."

Synthesis of 2-fluoroalkyl 4-substituted azepanes

Guillaume Masson,^[a] Sarah Rioton,^[a] Domingo Gomez Pardo,^{*[a]} Janine Cossy^{*[a]}

Dedicated to the memory of Professor François Couty (1964–2019)

[a] Dr. Guillaume Masson, Dr. Sarah Rioton, Dr. Domingo Gomez Pardo, Prof. Janine Cossy
Molecular, Macromolecular Chemistry, and Materials (C3M), ESPCI Paris, CNRS (UMR 7167), PSL University
10 rue Vauquelin, Paris 75231 Cedex 05, France
E-mail: janine.cossy@espci.fr, domingo.gomez-pardo@espci.psl.eu <https://www.lco.espci.fr/-Home->

Abstract: Synthesis of di- or tri-substituted fluoroalkylated azepanes was achieved by ring-expansion of pyrrolidines *via* a regioselective attack of nucleophiles on a bicyclic azetidinium intermediate. A broad scope of azepanes, substituted at C4 and bearing a α -trifluoromethyl, α -difluoromethyl or α -perfluorobutyl group, can be synthesized by this method by using a wide variety of nucleophiles.

Introduction

Seven-membered *N*-heterocycles, e.g. azepanes, are important scaffolds present in a number of natural products, pharmaceuticals¹ and agrochemicals – Selected examples are depicted in Figure 1. According to the FDA orange book,² azepanes are in the top 60 most frequently used ring system in small molecular drugs.³ It is worth mentioning that the introduction of a fluoroalkylated group in the α position of an amine can modify the physico-chemical properties of a compound, such as its metabolic stability, lipophilicity, pKa,⁴ while maintaining the hydrogen bond donor properties. For example, the introduction of trifluoromethyl groups in the α position of amines was used to form bio-isosters of amides, improving in some cases the biological activity of a compound.⁵ Another interesting fluoroalkyl group of interest is the difluoromethyl,^{6,7} due to its capacity to form hydrogen bonding, for example with a hydroxy or a thiol group present in proteins.^{8,9} Furthermore a perfluoroalkyl chain can be of great value to further increase the lipophilicity of a molecule,

and some marketed drugs contain either α trifluoromethyl, difluoromethyl or perfluoroalkyl¹⁰ motif.

Due to the importance of azepanes in medicinal chemistry, and the possibility to modulate the properties of these compounds by introducing fluorinated groups,¹¹ the development of methods to access α -fluoroalkylated azepanes **I** is of interest (Figure 1).

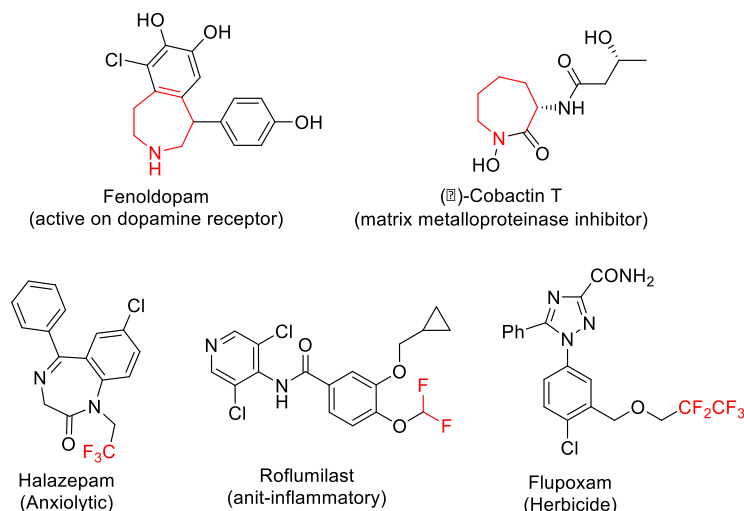
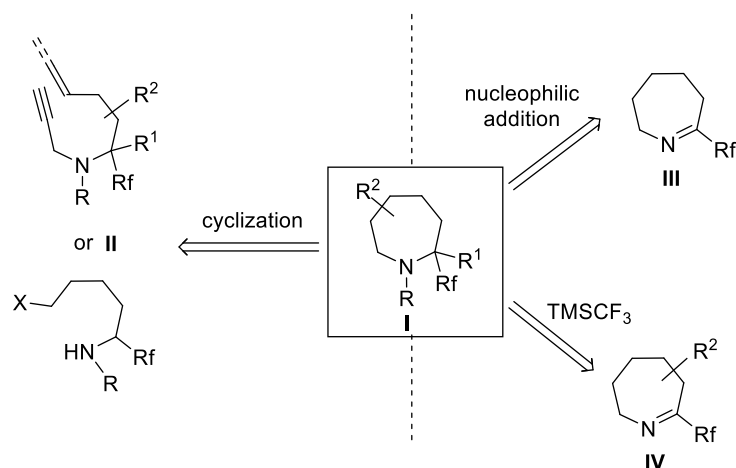


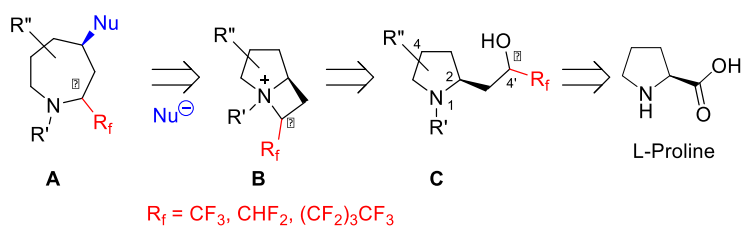
Figure 1. Azepanes in bioactive molecules and drugs containing α trifluoro-, α difluoro- or α perfluoroalkyl group.

Different methods can be used to produce α -fluoroalkylated azepanes, either by cyclization of linear α -fluoroalkylated amines **II**, or **II'**,^{12,13,14} addition of nucleophiles on fluoroalkylated cyclic imines **III**,¹⁵ or addition of trifluoromethyl anions on cyclic imines **IV**.¹⁶ However, in most cases the methods are dealing with the preparation of α -trifluoromethylated azepanes, excluding the other fluoroalkylated groups, and only few examples are reported for the synthesis of highly enantio-enriched fluoroalkylated azepanes (Scheme 1).



Scheme 1. Previous syntheses of fluoroalkylated azepanes.

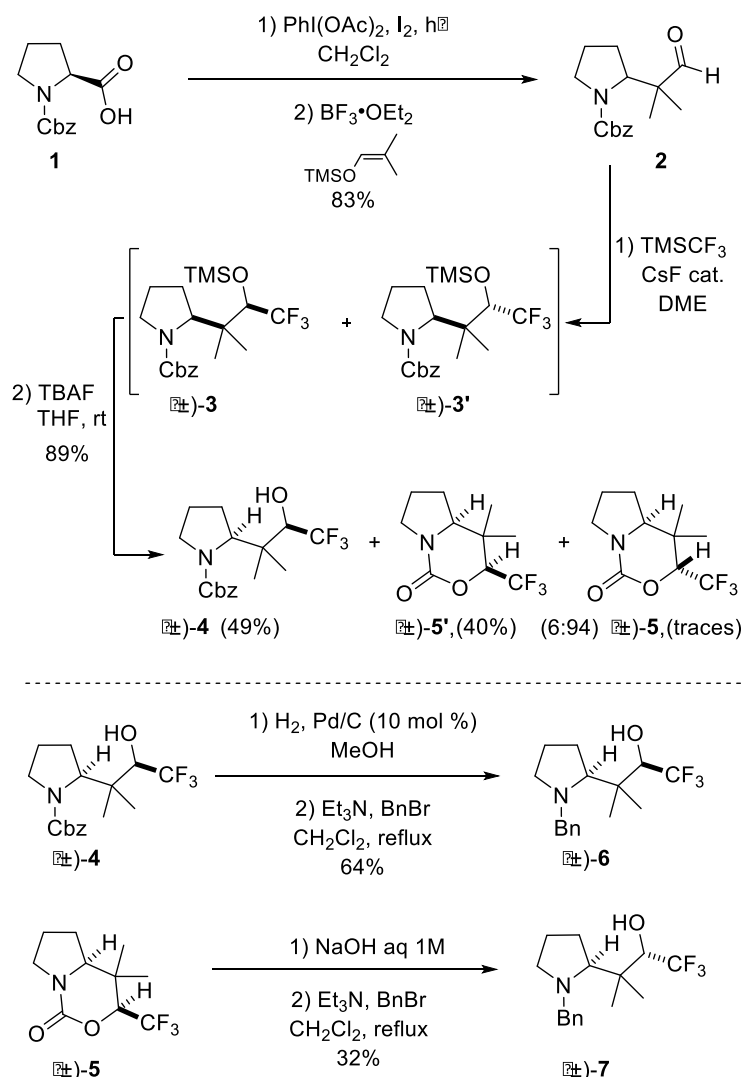
In the context of our ring-expansion program,¹⁷ we would like to report the synthesis of optically active α -trifluoromethyl-, α -difluoromethyl- and α -perfluoroalkyl- substituted azepanes **A**, which were envisaged by regioselective ring-opening of an azetidinium intermediates of type **B** issued from pyrrolidines **C**. These latter would be synthesized from l-proline (Scheme 2).



Scheme 2. Strategy to access α -fluoroalkylated azepanes.

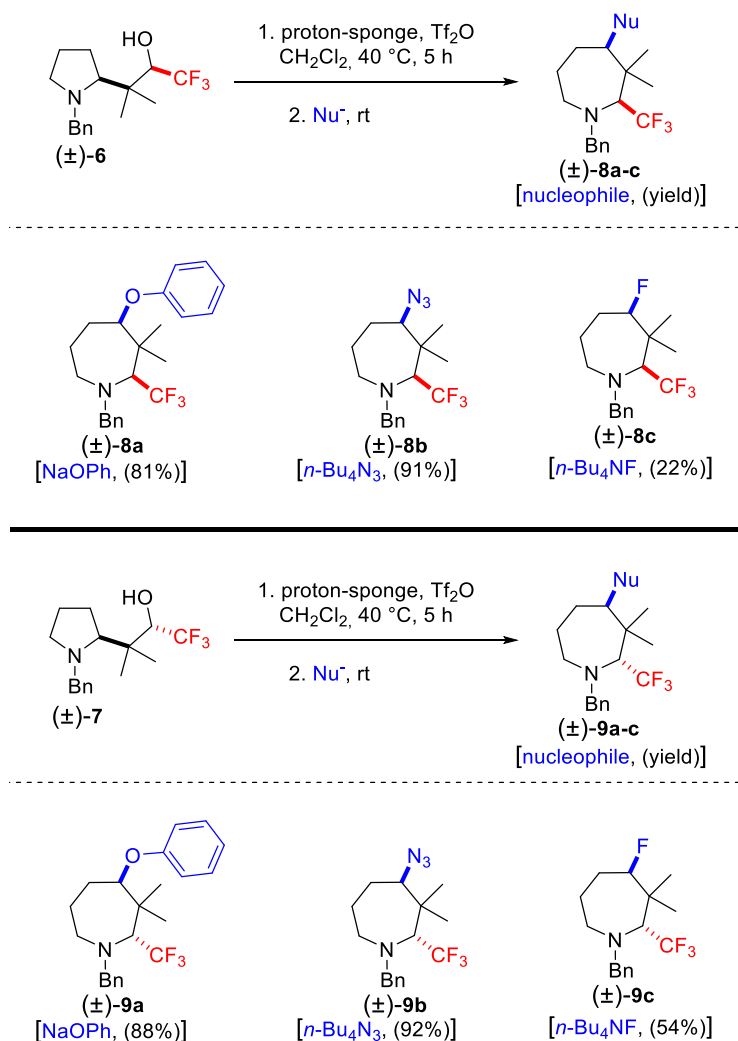
Results and Discussion

At first, the ring-expansion of pyrrolidines (\pm)-**6** and (\pm)-**7** was studied. Compounds (\pm)-**6** and (\pm)-**7** were prepared from *N*-Cbz-L-proline in 4 steps. Thus, the *N*-protected proline **1** underwent an iodo-decarboxylation ($\text{PhI}(\text{OAc})_2$, I_2 , $h\nu$) and the resulting iminium intermediate was then treated with 2-methyl-1-(trimethylsilyloxy)propene in the presence of a Lewis acid to produce aldehyde **2** (83%).¹⁸ After addition of TMSCF_3 (1.6 equiv) on aldehyde **2**, in the presence of CsF (0.4 equiv), the trifluoromethyl trimethylsilyl ethers were obtained as a mixture of two diastereomers (\pm)-**3** and (\pm)-**3'**. After treatment of (\pm)-**3** and (\pm)-**3'** with TBAF, three products were isolated: the desired pyrrolidine (\pm)-**4** (49%) as a unique diastereomer, and two diastereomeric bicyclic compounds (\pm)-**5** and (\pm)-**5'**. It seems that the diastereomer (\pm)-**3'** underwent a cyclization to form the bicyclic compound (\pm)-**5'** (40%), while the other diastereoisomer (\pm)-**3** almost did not cyclize as only traces of (\pm)-**5** were detected. Compounds (\pm)-**4** and (\pm)-**5** were then transformed to the corresponding *N*-benzyl pyrrolidines (\pm)-**6** and (\pm)-**7**. The transformation of *N*-Cbz pyrrolidines to the *N*-benzyl pyrrolidines is of importance as the ring-expansion is achieved via an azetidinium intermediate which is coming from an intramolecular nucleophilic attack of the nitrogen of the pyrrolidine onto the C4' of the side chain. Thus, after a hydrogenolysis/*N*-benzylation sequence, (\pm)-**4** was transformed to pyrrolidine (\pm)-**6** in 64% yield. To realize the transformation of (\pm)-**5** to pyrrolidine (\pm)-**7**, two steps were necessary. After treatment of (\pm)-**5** with NaOH, the pyrrolidine was *N*-benzylated (BnBr , Et_3N , CH_2Cl_2) leading to the formation of (\pm)-**7** (Scheme 3).



Scheme 3. Synthesis of the racemic trifluoromethyl pyrrolidines (\pm)-**6** and (\pm)-**7**.

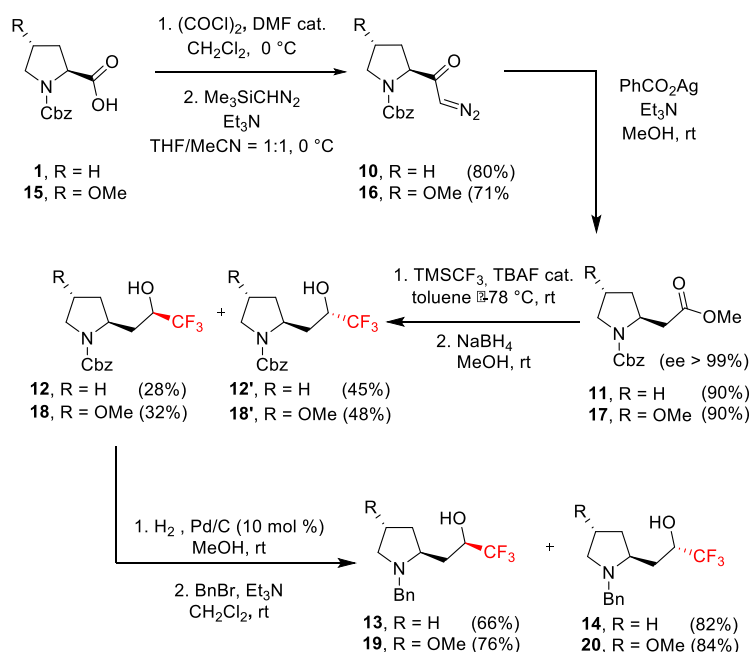
Having pyrrolidines (\pm)-**6** and (\pm)-**7** in hand, these latter were treated under the previously tuned up conditions allowing the ring-expansion of pyrrolidines to piperidines,^{17c} e.g. with Tf_2O (1.1 equiv) in the presence of the 1,8-bis-(dimethylamino)naphthalene (proton-sponge) (2.0 equiv), in CH_2Cl_2 followed by the addition of a nucleophile. After optimization of the conditions, the best yield in azepane (\pm)-**8** was obtained from (\pm)-**6** when the first step (formation of the azetidinium) was realized in refluxing CH_2Cl_2 for 5 h, and the second step (ring-opening of the azetidinium by a nucleophile) was achieved at room temperature (Scheme 4). By using sodium phenoxide as the nucleophile, (\pm)-**8a** was isolated with an excellent yield of 81%. *n*-Tetrabutylammonium azide and *n*-tetrabutylammonium fluoride were also used as nucleophiles and led respectively to the corresponding azepanes (\pm)-**8b** and (\pm)-**8c** in 91% and 22% yield respectively. It is worth mentioning that pyrrolidine (\pm)-**7** was also transformed to azepanes (\pm)-**9a-c** in moderate to excellent yields, by using the same nucleophiles as for the transformation of (\pm)-**6** to (\pm)-**8a-c**. In all cases, the azepanes were obtained with diastereoselectivities superior to 95:5 (Scheme 4).



Scheme 4. Ring-expansion of (±)-6 and (±)-7 using different nucleophiles.

As the ring-expansion of pyrrolidines (±)-6 and (±)-7 was successful in the racemic series, the synthesis of optically active pyrrolidines **C** was considered using an Arndt-Eistert homologation of L-proline¹⁹ via a diazoketone. To synthesize diazoketone **10**, *N*-Cbz-proline **1** was treated with oxalyl chloride (1.3 equiv, CH_2Cl_2 , DMF cat.), and the resulting acyl chloride was then treated with (trimethylsilyl)diazomethane (2.2 equiv, Et_3N , THF/ CH_3CN , 0 °C, 5 h) to afford the desired diazoketone in 80% yield. After a Wolff rearrangement, induced by silver benzoate, the ketene intermediate was trapped with methanol to give the corresponding methyl ester **11** (90%, 99% ee).¹⁹ A first attempt to synthesize **13** and **14** from **11** was realized but a racemization was observed, as the ee dropped from 99% to 30% (*cf.* Supporting Information). In order to overcome this racemization, we decided to modify the first sequence of reaction to access pyrrolidines **13** and **14** from the pyrrolidino-ester **11** (ee > 99%). The pyrrolidino-ester **11** was directly treated with $\text{TMSCF}_3/\text{TBAF}$ (toluene, -78 °C to rt) and the resulting trifluoromethyl ketone was reduced by NaBH_4 (MeOH, rt). The trifluoromethyl alcohols **12** and **12'** were isolated in 28% and 45% respectively. After a hydrogenolysis/*N*-benzylation sequence, the pyrrolidino-alcohols **13** and **14** were isolated in 66% and 82% respectively (dr > 95:5).

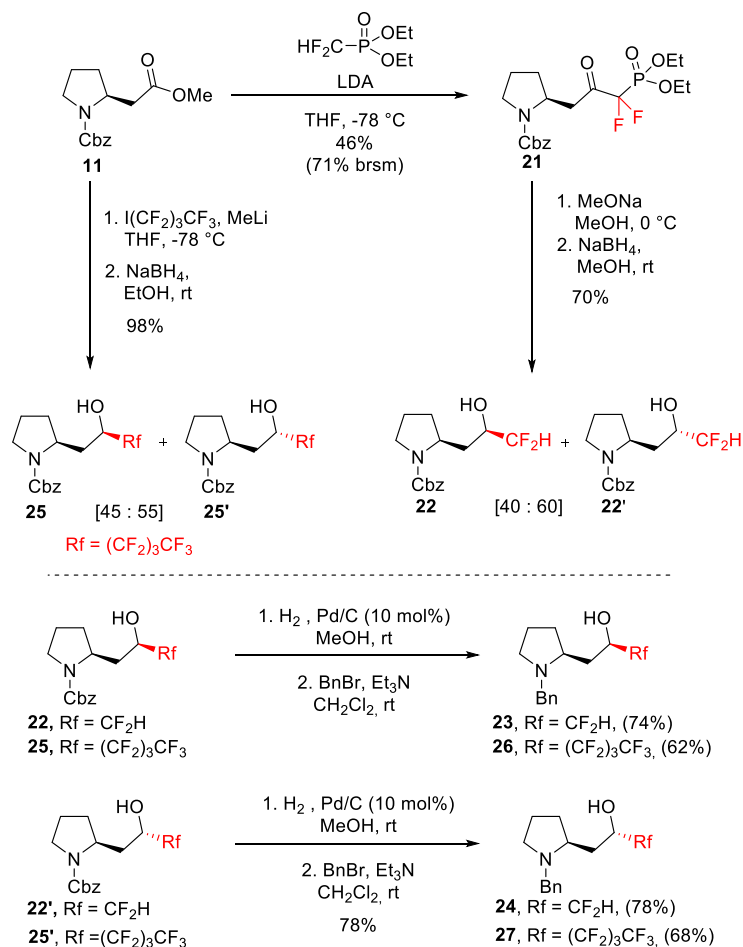
We were also able to perform the same sequence starting from the *trans*-4-methoxy *N*-Cbz-L-proline **15** to access the corresponding pyrrolidines **19** and **20**, bearing a methoxy group at C4 (Scheme 5).



Scheme 5. Synthesis of enantio-enriched trifluoromethyl pyrrolidines.

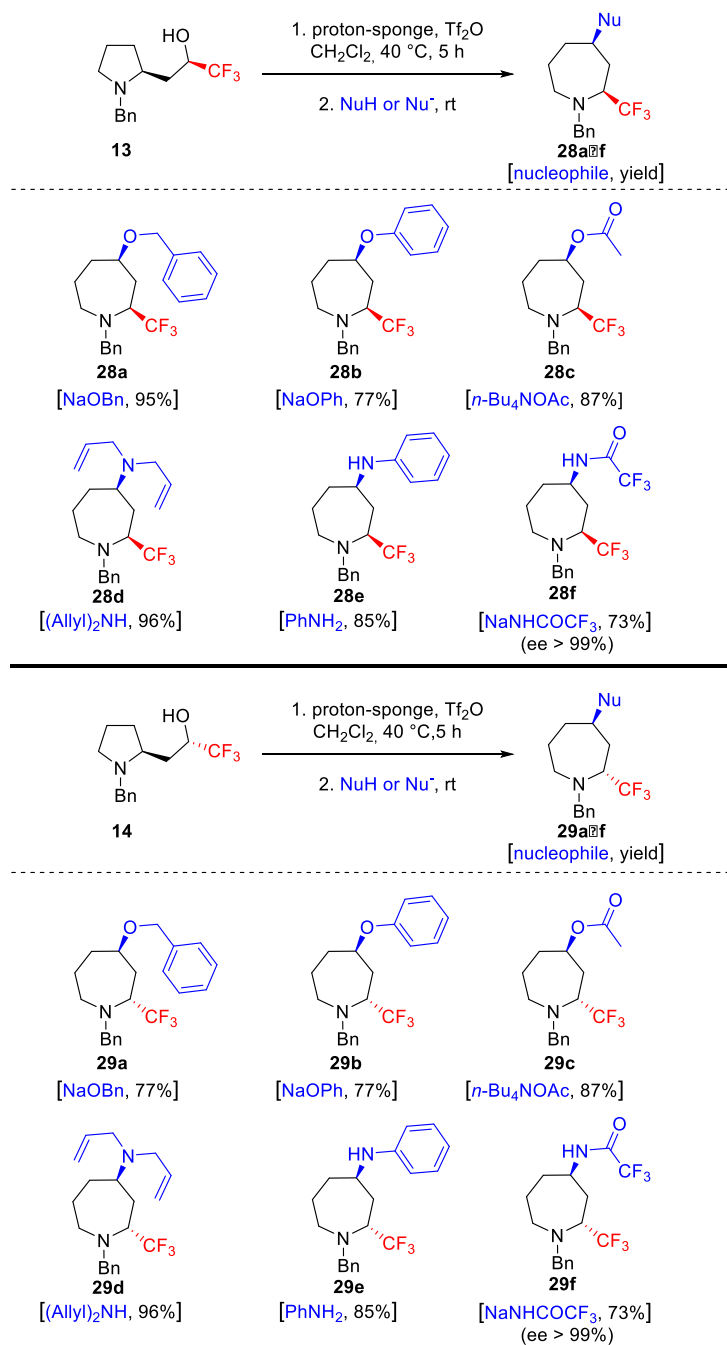
Starting from **11**, we were also able to access the difluoromethyl and perfluorobutyl derivatives (Scheme 6). Difluoromethyl pyrrolidines **22** and **22'** were synthesized in 3 steps from **11**. The pyrrolidino-ester **11** was treated with the anion of diethyl(difluoromethyl)phosphonate generated with LDA (THF, -78 °C).²⁰ The resulting difluoro ketophosphonate **21** was obtained in 46% yield. After cleavage of the phosphonate (MeOH, MeONa, 0 °C)²⁰ and reduction (NaBH₄, MeOH, rt), the pyrrolidines **22** and **22'** were formed in a 40:60 ratio. After a hydrogenolysis/*N*-benzylation sequence, the *N*-benzyl pyrrolidines **23** and **24** were isolated in 74% and 78% yield respectively from **22** and **22'** (Scheme 6).

Perfluorobutyl pyrrolidines **26** and **27** were synthesized in 4 steps from the pyrrolidino-ester **11** (Scheme 6). At first, the pyrrolidino-ester **11** was reacted with perfluoro butyllithium (perfluorobutyl iodide, MeLi.LiBr, THF, -78 °C) to form a perfluorobutyl ketone intermediate, which is subsequently reduced with NaBH₄²¹ to form the two diastereomeric perfluorobutyl alcohols **25** and **25'**. After cleavage of the carbamate by hydrogenolysis and *N*-benzylation, the two diastereomes, *N*-benzyl perfluorobutyl pyrrolidines **26** and **27**, were obtained in 62% and 68% yield respectively (Scheme 6).



Scheme 6. Synthesis of difluoromethyl and perfluorobutyl pyrrolidines.

The ring-expansion was also performed on **13** and **14**. When **13** and **14** were treated with Tf₂O (1.1 equiv) in the presence of the proton sponge (2.0 equiv) in refluxing CH₂Cl₂, followed by the addition of nucleophiles such as alcoholates, amines, azide, sodium acetimidate, thiol, hydride, cyanide, malonate, cuprate, the corresponding azepanes **28** and **29** were isolated in good yields (52% to 95%).²² The results are reported in Scheme 7.



Scheme 7. Ring-expansion of **13** and **14** using different nucleophiles.

The enantiomeric excess measured by chiral supercritical fluid chromatography (SFC) for **28f** and **29f**, revealed to be superior to 99%. As expected, a complete transfer of chirality from the starting proline to the newly formed azepanes occurred. It is worth mentioning that as **28f** and **29f** were crystalline, an X-ray diffraction (CCDC 1850086 and 1850085) was realized confirming the relative and absolute configuration of the stereogenic centers (Figure 2).

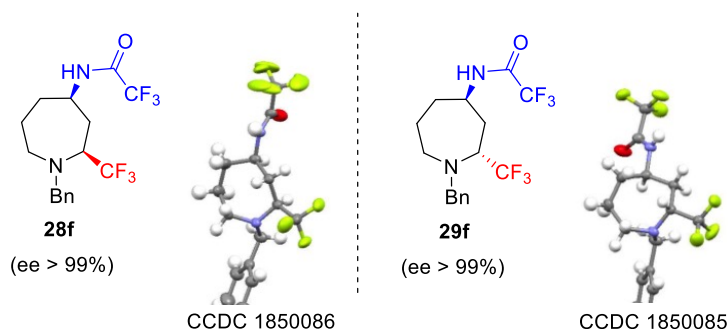
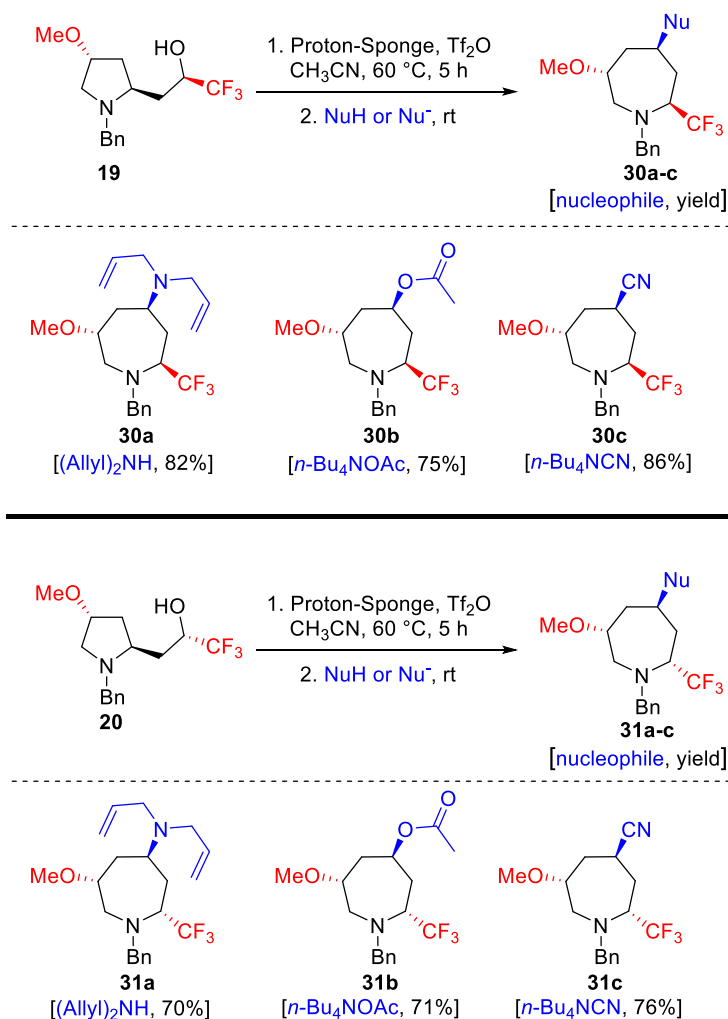


Figure 2. X-ray diffraction of **28f** and **29f**.

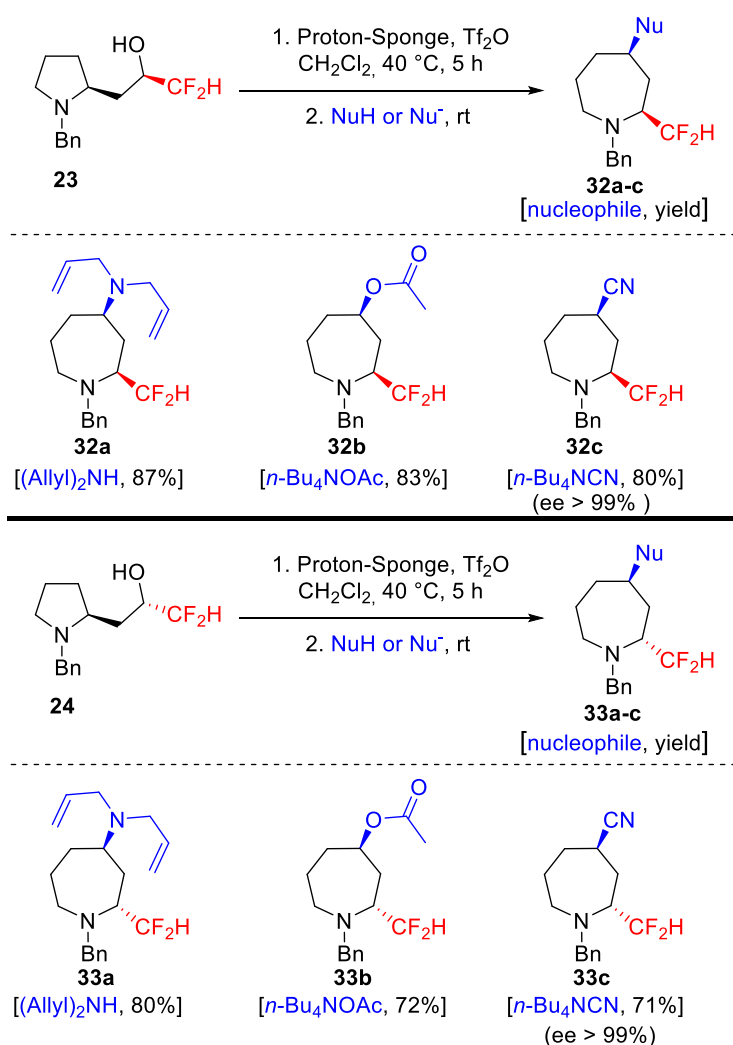
Pyrrolidines **19** and **20** synthesized from 3-hydroxyproline were also involved in the ring-expansion. However, by using the initial reaction conditions (proton-sponge, Tf_2O , CH_2Cl_2 , 40°C) we were unable to achieve a complete conversion of **19** to the azetidinium. Fortunately, by switching CH_2Cl_2 to CH_3CN and heating the reaction up to 60°C , the complete disappearance of the pyrrolidines **19** and **20** was observed by TLC. After addition of a nucleophiles such as an amine, an acetate or a cyanide, the corresponding azepanes were formed with a good overall yield for both diastereomers (Scheme 8).



Scheme 8. Ring-expansion of pyrrolidines **19** and **20** using different nucleophiles.

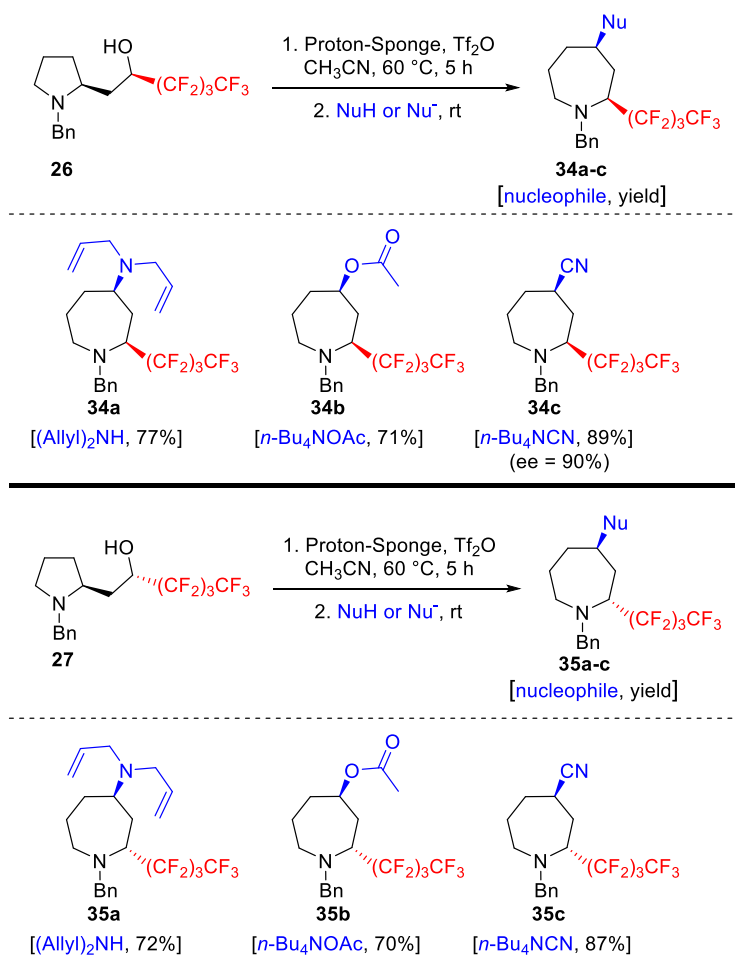
The two diastereomers **23** and **24** bearing a difluoromethyl group were submitted to the ring-expansion conditions using different nucleophiles (Tf_2O , proton-sponge, then addition of a nucleophile). Whatever the nucleophiles, the disubstituted azepanes **32a-c**, **33a-c** were

formed in good to excellent yields, and with excellent diastereoselectivity and an excellent enantiomeric excess (Scheme 9).



Scheme 9. Ring-expansion of pyrrolidines **23** and **24** using different nucleophiles.

Perfluorobutyl pyrrolidines **26** and **27** were then involved in the ring-expansion process. It is worth mentioning that the presence of a perfluoroalkyl side chain instead of a CF₃ or a CF₂H group in the pyrrolidino-alcohols does not alter the rearrangement. However, due to the presence of a bulky fluorinated group, the azetidinium intermediate was difficult to form. Thus, acetonitrile was used as the solvent and the reaction was heated at 60 °C ensuring a complete formation of the azetidinium intermediate. After the addition of a nucleophile, the azepanes **34a–c** and **35a–c** were obtained with excellent yields, diastereoselectivity and enantiomeric excess (Scheme 10).



Scheme 10. Ring-expansion of pyrrolidines **26** and **27** using different nucleophiles.

As this ring-expansion allows the access to a wide variety of enantio-enriched azepanes, the access to biologically active α -trifluoromethyl azepanes could be of interest. We choose to synthesize the α -trifluoromethyl analog of azelastine, an antihistaminic and bronchodilator used in the treatment of allergy and asthma (Figure 3).

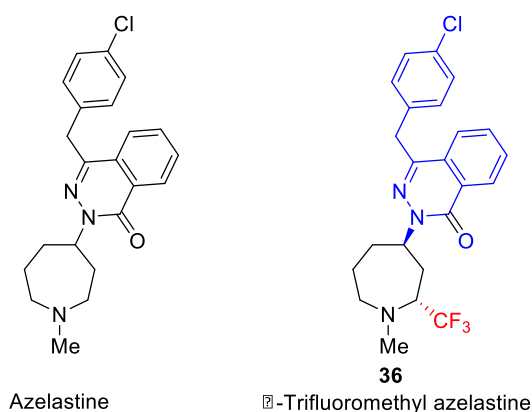
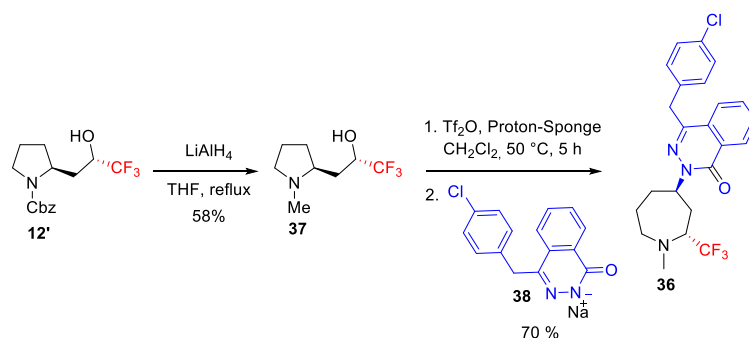


Figure 3. Azelastine and its targeted trifluoromethyl analog.

The synthesis of α -trifluoromethyl azelastine **36** started with the synthesis of *N*-methyl trifluoromethyl pyrrolidine **37** issued from the reduction of the *N*-Cbz pyrrolidine **12'** (LiAlH₄, THF, reflux) (Scheme 11). The *N*-methyl pyrrolidine **37** was then submitted to the ring-expansion conditions using **38**²³ as the nucleophile. The desired trifluoromethyl azelastine **36** was formed and isolated with a good yield of 70%. The trifluoromethyl analog of azelastine was obtained in 2 steps from pyrrolidine **12'** with an overall yield of 40.6 % (Scheme 11).



Scheme 11. Synthesis of α -trifluoromethyl azelastine **36**.

Conclusion

The ring-expansion of pyrrolidino-alcohols **C** to azepanes **A** via a bicyclic azetidinium intermediate **B** showed an excellent regioselectivity and complete transfer of chirality from l-proline to the corresponding azepanes. This ring-expansion tolerates various fluorinated groups such as a trifluoromethyl, a difluoromethyl as well as a perfluorobutyl group. The 2-fluoroalkyl 4-substituted azepanes were obtained with excellent diastereoselectivity and excellent enantiomeric excesses and should be of interest for medicinal chemists.

Experimental Section

General : All reactions were run under an argon atmosphere in oven-dried glassware unless otherwise specified. All commercially available compounds were purchased from Merck and used as received. Anhydrous solvents, such as tetrahydrofuran (THF) and diethyl ether (Et₂O) were distilled from sodium/benzophenone. Dichloromethane (CH₂Cl₂) was distilled from calcium hydride. The other anhydrous solvents, CH₃CN and DMF, were purchased from Merck and used as received. Analytical thin layer chromatography (TLC) was performed over silica gel plates (Merck 60F254) visualized either with a UV lamp (254 nm) or by using a solution of phosphomolybdic acid in ethanol followed by heating. Flash chromatography was performed over silica gel (230-400 mesh). Infrared spectra (IR) were recorded on a Bruker TENSOR™ 27 (IR-FT) with attenuated total reflectance (ATR) and wavenumbers are indicated in cm⁻¹. ¹H NMR spectra were recorded on a Bruker AVANCE 400 at 400 MHz in CDCl₃ (unless otherwise specified) and the observed signals are reported as follows: chemical shift in parts per million from tetramethylsilane with TMS as an internal indicator (TMS δ 0 ppm), multiplicity (s = singlet, d = doublet, t = triplet, q = quartet, m = multiplet or overlap of non-equivalent resonances), integration. ¹³C NMR spectra were recorded at 100 MHz in CDCl₃ (unless otherwise specified) and the observed signals were reported as follows: chemical shift in parts per million from tetramethylsilane with the solvent as an internal indicator (CDCl₃ δ 77.16 ppm). ¹⁹F NMR were recorded at 380 MHz in CDCl₃. Coupling constants (*J*) are reported in Hertz (Hz). All NMR spectra were obtained at rt unless otherwise specified. High-resolution mass spectra (HRMS) were performed by "Groupe de Spectrométrie de masse de Sorbonne Université campus Pierre et Marie Curie (Paris)". Optical rotations were determined using a Anton Paar MCP 100 polarimeter. The enantiomeric excesses were determined by supercritical fluid chromatography (SFC) analysis on a chiral stationary phase using a Minigram Berger SFC-Mettler Toledo apparatus.

General procedure for the synthesis of 2-trifluoromethylated-3,3-dimethyl-4-substituted azepanes

To a stirred solution of compound (\pm)-**6** or (\pm)-**7** (1 equiv) and proton sponge (2 equiv) in CH₂Cl₂ (0.1 M) was added Tf₂O (1.1 equiv) at rt. The reaction mixture was stirred for 5 h in a

sealed tube at 40 °C. After 5 h, the reaction was stirred at rt and the nucleophile (2.5 equiv) was added. After 5 min the reaction was diluted with H₂O, extracted with CH₂Cl₂ and the combined organic phases were dried over anhydrous Na₂SO₄, filtered and concentrated under reduced pressure. The crude product was then purified by flash column chromatography (PE/Et₂O = 95:05) to obtain the azepanes.

(±)-(2*S*^{*},4*R*^{*})-1-Benzyl-2-(trifluoromethyl)-3,3-dimethyl-4-phenoxy azepane (8a)

Prepared according to the general procedure from (±)-**6** (29.4 mg, 0.098 mmol, 1 equiv), proton sponge (41.8 mg, 0.195 mmol, 2 equiv), Tf₂O (0.018 mL, 0.107 mmol, 1.1 equiv), sodium phenoxide (41.5 mg, 0.244, 2.5 equiv). The crude product was then purified by flash column chromatography (PE/EtOAc = 95:05 to 90:10) to afford compound **8a** (30 mg, 0.079 mmol, 81%). **IR (neat)**: 2929, 1598, 1585, 1493, 1454, 1369, 1299, 1240, 1171, 1126, 1089, 1027, 1014, 990, 946, 900 cm⁻¹. **¹H NMR (CDCl₃, 400 MHz)**: δ 7.39–7.24 (m, 7H), 6.92 (tt, *J* = 7.3, 1.0 Hz, 1H), 6.87 (br d, *J* = 8.0 Hz, 2H), 4.25 (m, 1H), 4.11 (d, *J*_{AB} = 13.6 Hz, 1H), 4.00 (br d, *J*_{AB} = 12.9 Hz, 1H), 3.21 (q, *J* = 9.8 Hz, 1H), 2.99 (m, 1H), 2.75 (m, 1H), 2.00–1.86 (m, 2H), 1.70 (m, 1H), 1.46 (m, 1H), 1.25 (q, *J* = 1.9 Hz, 3H), 1.18 (s, 3H). **¹³C NMR (CDCl₃, 100 MHz)**: δ 158.5, 139.8, 129.7 (2C), 129.1 (2C), 128.5 (2C), 127.8 (d_{app}, ¹*J*_{C-F} = 292.4 Hz), 127.4, 120.6, 115.7 (2C), 82.2, 70.7 (q, ²*J*_{C-F} = 23.8 Hz), 48.3 (C₇), 43.1, 30.4, 27.3, 22.0, 20.7. **HRMS**: calcd for C₂₂H₂₇F₃NO (M+H⁺): 378.2039; Found: 378.2039

(±)-(2*S*^{*},4*R*^{*})-4-Azido-1-benzyl-2-(trifluoromethyl)-3,3-dimethyl azepane (8b)

Prepared according to the general procedure from (±)-**6** (52.4 mg, 0.174 mmol, 1.0 equiv), proton sponge (74.5 mg, 0.348 mmol, 2.0 equiv), Tf₂O (0.032 mL, 0.193 mmol, 1.1 equiv), and *n*-Bu₄NN₃ (127 mg, 0.445 mmol, 2.6 equiv). The crude product was then purified by flash column chromatography (PE/Et₂O = 95:05) to afford compound **8b** (51.7 mg, 0.158 mmol, 91 %). **IR (neat)**: 2929, 2094, 1454, 1394, 1370, 1339, 1254, 1207, 1125, 1088, 1053, 1028, 981, 934 cm⁻¹. **¹H NMR (CDCl₃, 400 MHz)**: δ 7.43–7.20 (m, 5H), 4.04 (d, *J*_{AB} = 13.5 Hz, 1H), 3.91 (d, *J*_{AB} = 13.5 Hz, 1H), 3.60 (dd, *J* = 9.5, 2.3 Hz, 1H), 3.13 (q, *J* = 9.8 Hz, 1H), 2.90 (m, 1H), 2.72 (ddd, *J* = 14.2, 5.4, 5.4 Hz, 1H), 1.99 (m, 1H), 1.87 (m, 1H), 1.66 (m, 1H), 1.54 (m, 1H), 1.17 (s, 3H), 1.11 (q, *J* = 2.0 Hz, 3H). **¹³C NMR (CDCl₃, 100 MHz)**: δ 139.3, 129.1 (2C), 128.5 (2C), 127.8 (q, ¹*J*_{C-F} = 292.1 Hz), 127.5, 70.5 (q, ²*J*_{C-F} = 23.7 Hz), 70.1, 61.8, 47.4, 42.7, 31.3, 28.7, 23.3, 20.1 (q, ⁴*J*_{C-F} = 2.3 Hz). **HRMS**: calcd for C₁₆H₂₂F₃N₄ (M+H⁺): 327.1791; Found: 327.1793

(±)-(2*S*^{*},4*R*^{*})-1-Benzyl-4-fluoro-2-(trifluoromethyl)-3,3-dimethyl azepane (8c)

Prepared according to the general procedure from (±)-**6** (49.1 mg, 0.163 mmol, 1.0 equiv), proton sponge (69.8 mg, 0.326 mmol, 2.0 equiv), Tf₂O (0.030 mL, 0.181 mmol, 1.1 equiv), and *n*-Bu₄NF (1M in THF, 0.410 mL, 0.410 mmol, 2.5 equiv). The crude product was then purified by flash column chromatography (PE/Et₂O = 95:05) to afford compound **8c** (10.9 mg, 0.036 mmol, 22%). **IR (neat)**: 2926, 1495, 1470, 1455, 1372, 1258, 1214, 1174, 1126, 1091, 1028, 996, 940, 902 cm⁻¹. **¹H NMR (CDCl₃, 400 MHz)**: δ 7.39–7.23 (m, 5H), 4.48 (dm, *J* = 46.8 Hz, 1H), 4.02 (d, *J*_{AB} = 13.6 Hz, 1H), 3.91 (d, *J*_{AB} = 13.6 Hz, 1H), 3.15 (q, *J* = 9.8 Hz, 1H), 2.92 (m, 1H), 2.72 (m, 1H), 2.04–1.85 (m, 2H), 1.75 (m, 1H), 1.47 (m, 1H), 1.17 (br s, 3H), 1.14 (d_{app}, *J* = 3.1 Hz, 3H). **¹³C NMR (CDCl₃, 100 MHz)**: δ 139.4, 129.1 (2C), 128.5 (2C), 127.4, 126.2 (s_{app}, CF₃), 97.7 (d, ¹*J*_{C-F} = 178.7 Hz), 69.9 (qd, *J* = 24.7, 3.6 Hz), 61.6, 48.1, 42.3 (d, ³*J*_{C-F} = 20.3 Hz), 29.4 (d, ⁴*J*_{C-F} = 8.0 Hz), 28.7 (d, ³*J*_{C-F} = 22.5 Hz), 20.8 (d, ⁴*J*_{C-F} = 10.3 Hz), 20.2. **HRMS**: calcd for C₁₆H₂₂F₄N (M+H⁺): 304.1683; Found: 304.1684

(±)-(2*S*,4*S*)-1-Benzyl-2-(trifluoromethyl)-3,3-dimethyl-4-phenoxy azepane (9a)

Prepared according to the general procedure from (±)-**7** (41.4 mg, 0.137 mmol, 1.0 equiv), proton sponge (58.9 mg, 0.275 mmol, 2.0 equiv), Tf₂O (0.025 mL, 0.151 mmol, 1.1 equiv),

sodium phenoxide (58.4 mg, 0.344 mmol, 2.5 equiv). The crude product was then purified by flash column chromatography (PE/Et₂O = 95:05) to afford compound **9a** (45.8 mg, 0.121 mmol, 88 %). **IR (neat)**: 2930, 1598, 1585, 1493, 1453, 1391, 1361, 1327, 1298, 1237, 1194, 1154, 1132, 1098, 1070, 1028, 1010, 955 cm⁻¹. **¹H NMR (CDCl₃, 400 MHz)**: δ 7.34–7.15 (m, 7H), 6.93–6.81 (m, 3H), 4.17 (m, 1H), 4.13 (d, *J*_{AB} = 14.0 Hz), 3.89 (d, *J*_{AB} = 13.9 Hz, 1H), 3.22 (q, *J* = 10.1 Hz, 1H), 2.84 (m, 1H), 2.65 (m, 1H), 1.97–1.62 (m, 3H), 1.43 (m, 1H), 1.24 (s, 3H), 1.14 (q, *J* = 1.6 Hz, 3H). **¹³C NMR (CDCl₃, 100 MHz)**:²⁴ δ 158.5, 139.8, 129.8 (2C), 128.8 (2C), 128.4 (2C), 127.2, 120.9, 116.0 (2C), 84.7, 71.6 (d_{app}, ²*J*_{C-F} = 29.0 Hz), 42.6, 26.6, 25.1 (C₉), 23.9, 21.3. **HRMS**: calcd for C₂₂H₂₇F₃NO (M+H⁺): 378.2039; Found: 378.2039

(±)-(2*S*,4*S*)-4-Azido-1-benzyl-2-(trifluoromethyl)-3,3-dimethyl azepane (9b)

Prepared according to the general procedure from (±)-**7** (41.0 mg, 0.136 mmol, 1.0 equiv), proton sponge (58.3 mg, 0.272 mmol, 2.0 equiv), Tf₂O (0.025 mL, 0.151 mmol, 1.1 equiv), and *n*-Bu₄NN₃ (98.3 mg, 0.346 mmol, 2.5 equiv). The crude product was then purified by flash column chromatography (PE/Et₂O = 95:05) to afford compound **9b** (40.8 mg, 0.125 mmol, 92 %). **IR (neat)**: 2933, 2095, 1470, 1454, 1388, 1366, 1323, 1250, 1192, 1155, 1133, 1099, 1041, 1028, 982, 951, 928 cm⁻¹. **¹H NMR (CDCl₃, 400 MHz)**: δ 7.38–7.22 (m, 5H), 4.05 (br d, *J*_{AB} = 13.6 Hz, 1H), 3.89 (d, *J*_{AB} = 13.7 Hz, 1H), 3.49 (m, 1H), 3.14 (q, *J* = 10.3 Hz, 1H), 2.85 (m, 1H), 2.73 (m, 1H), 1.98–1.77 (m, 3H), 1.61 (m, 1H), 1.16 (br s, 3H), 1.12 (br s, 3H). **¹³C NMR (CDCl₃, 100 MHz)**:²⁴ δ 139.4, 129.0 (2C), 128.5 (2C), 128.0 (q, *J* = 291.6 Hz), 127.4, 71.9 (q, *J* = 23.7 Hz), 71.3, 62.9, 48.2, 42.1, 27.7, 24.8, 22.7. **HRMS**: calcd for C₁₆H₂₂F₃N₄ (M+H⁺): 327.1791; Found: 327.1793

(±)-(2*S*,4*R*)-1-Benzyl-4-fluoro-2-(trifluoromethyl)-3,3-dimethyl azepane (9c)

Prepared according to the general procedure from (±)-**7** (56.3 mg, 0.187 mmol, 1.0 equiv), proton sponge (80.1 mg, 0.374 mmol, 2.0 equiv), Tf₂O (0.034 mL, 0.205 mmol, 1.1 equiv), and *n*-Bu₄NF (1M in THF, 0.467 mL, 0.467 mmol, 2.5 equiv). The crude product was then purified by flash column chromatography (PE/Et₂O = 95:05) to afford compound **9c** (30.8 mg, 0.102 mmol, 54%). **IR (neat)**: 2939, 1495, 1479, 1454, 1370, 1355, 1248, 1205, 1155, 1135, 1100, 1076, 1000, 1006, 981, 954, 926 cm⁻¹. **¹H NMR (CDCl₃, 400 MHz)**: δ 7.40–7.20 (m, 5H), 4.47 (dd_{app}, *J* = 45.5, 10.0, 1H), 4.04 (d, *J*_{AB} = 13.7 Hz, 1H), 3.87 (d, *J*_{AB} = 13.8 Hz, 1H), 3.15 (qd, *J* = 10.4, 2.9 Hz, 1H), 2.83 (m, 1H), 2.69 (m, 1H), 2.05–1.79 (m, 2H), 1.73 (m, 1H), 1.59 (m, 1H), 1.21–1.14 (m, 6H). **¹³C NMR (CDCl₃, 100 MHz)**:²⁴ δ 139.4, 128.9 (2C), 128.5 (2C), 127.9 (d_{app}, ¹*J*_{C-F} = 289.9 Hz), 127.4, 99.3 (d, ¹*J*_{C-F} = 173.6 Hz), 70.9, 60.8 (C₁₀), 48.7, 28.6 (d, ²*J*_{C-F} = 19.5 Hz), 23.7, 23.2, 20.8 (d, ³*J*_{C-F} = 11.9 Hz). **HRMS**: calcd for C₁₆H₂₂F₄N (M+H⁺): 304.1683; Found: 304.1685

(2*S*,4*S*,6*R*)-4-*N,N*-Diallylamine-1-benzyl-6-methoxy-2-(trifluoromethyl)azepan (30a)

Prepared according to the general procedure from **19** (35 mg, 0.115 mmol, 1 equiv), proton sponge (50 mg, 0.29 mmol, 2 equiv), Tf₂O (0.021 mL, 0.13 mmol, 1.1 equiv), and diallylamine (0.035 mL, 0.288 mmol, 2.5 equiv). The crude product was then purified by flash column chromatography (PE/EtOAc = 95:05 to 90:10) to afford **30a** (36 mg, 0.084 mmol, 82%) as a colorless oil. **[α]_D²⁰** –12.4 (c 2.05, CHCl₃) **IR (neat)**: 2932, 1720, 1643, 1603, 1495, 1455, 1365, 1273, 1155, 1114, 1029, 989, 919 cm⁻¹. **¹H NMR (400 MHz, CDCl₃)**: δ 7.38 (d, *J* = 7.2 Hz, 2H), 7.26 (m, 3H), 5.80 (m, 2H), 5.14 (m, 4H), 4.34 (d, *J*_{AB} = 13.5 Hz, 1H), 3.90 (d, *J*_{AB} = 13.4 Hz, 1H), 3.33–3.31 (m, 1H), 3.31 (s, 3H), 3.28–3.19 (m, 1H), 3.18–2.97 (m, 7H), 2.24–2.09 (m, 2H), 1.56 (ddd, *J* = 14.0, 12.0, 9.4 Hz, 1H), 1.41 (ddd, *J* = 14.0, 11.1, 3.8 Hz, 1H). **¹³C NMR (100 MHz, CDCl₃)**: δ 139.9, 137.2 (2C), 129.3 (2C), 128.3 (2C), 128.1 (q, ¹*J*_{C-F} = 291.6 Hz), 127.1, 117.0 (2C), 78.5, 60.5, 58.3 (q, ²*J*_{C-F} = 26.5 Hz), 56.5, 53.2 (2C), 51.5, 49.6, 35.9, 32.0. **{¹H}¹⁹F NMR (376 MHz, CDCl₃)**: δ –73.0 (s, 3F). **HRMS**: calcd for C₂₁H₃₀F₃N₂O (M+H⁺): 383.2305. Found: 383.2300.

(2S,4S,6R)-4-Acetate-1-benzyl-6-methoxy-2-(trifluoromethyl)azepane (30b)

Prepared according to the general procedure from **19** (35 mg, 0.115 mmol, 1 equiv), proton sponge (50 mg, 0.23 mmol, 2 equiv), Tf₂O (0.021 mL, 0.13 mmol, 1.1 equiv), and tetrabutylammonium acetate (87 mg, 0.29 mmol, 2.5 equiv). The crude product was then purified by flash column chromatography (PE/EtOAc = 95:05 to 90:10) to afford compound **30b** (30 mg, 0.087 mmol, 75%) as a colorless oil. $[\alpha]_D^{20}$ -12.4 (c 2.05, CHCl₃) IR (neat): 2930, 1735, 1495, 1454, 1366, 1233, 1163, 1115, 1098, 1076, 1025, 942 cm⁻¹. ¹H NMR (400 MHz, CDCl₃): δ 7.39 (d, *J* = 7.22 Hz, 2H), 7.32 (t, *J* = 7.1 Hz, 2H), 7.25 (m; 1H), 5.15 (tt_{app}, *J* = 10.1, 2.5 Hz, 1H), 4.37 (d, *J*_{AB} = 13.7 Hz, 1H), 3.93 (d, *J*_{AB} = 13.7 Hz, 1H), 3.48–3.38 (m, 1H), 3.38–3.32 (m, 1H), 3.28 (s, 3H), 3.13–3.03 (m, 2H), 2.32–2.19 (m, 2H), 2.04 (s, 3H), 1.89 (m, 1H), 1.68 (m, 1H). ¹³C NMR (101 MHz, CDCl₃): δ 170.2, 139.5, 129.0 (2C), 128.4 (2C), 127.4 (q, ¹*J*_{C-F} = 289.1 Hz), 127.3, 77.6, 69.0, 60.2, 57.8 (q, ²*J*_{C-F} = 26.9 Hz), 56.6, 48.9, 38.9, 34.3, 21.4. {¹H}¹⁹F NMR (376 MHz, CDCl₃): δ -73.5 (s, 3F). HRMS: calcd for C₁₇H₂₃F₃NO₃ (M+H⁺): 346.1625. Found: 346.1624.

(2S,4S,6R)-1-Benzyl-4-carbonitril-6-methoxy-2-(trifluoromethyl)azepane (30c)

Prepared according to the general procedure from **19** (35 mg, 0.115 mmol, 1 equiv), proton sponge (50 mg, 0.23 mmol, 2 equiv), Tf₂O (0.021 mL, 0.13 mmol, 1.1 equiv), and tetrabutylammonium cyanide (82 mg, 0.29 mmol, 2.5 equiv). The crude product was then purified by flash column chromatography (PE/EtOAc = 95:05 to 90:10) to afford **30c** (31 mg, 0.099, 86%) as a colorless oil. $[\alpha]_D^{20}$ -3.4 (c 0.95, CHCl₃) IR (neat): 2931, 1684, 1494, 1455, 1382, 1362, 1257, 1205, 1161, 1098, 1072, 1029, 1006, 965, 906 cm⁻¹. ¹H NMR (400 MHz, CDCl₃): δ 7.41–7.25 (m, 5H), 4.28 (d, *J*_{AB} = 13.2 Hz, 1H), 3.93 (d, *J*_{AB} = 13.2 Hz, 1H), 3.40–3.29 (m, 1H), 3.34 (s, 3H), 3.22 (m, 1H), 3.18–3.12 (m, 2H), 3.05 (m, 1H), 2.50–2.35 (m, 2H), 1.87 (m, 1H), 1.69 (ddd, *J* = 14.9, 11.6, 3.6 Hz, 1H). ¹³C NMR (101 MHz, CDCl₃): δ 138.9, 129.3 (2C), 128.6 (2C), 127.6, 127.4 (q, ¹*J*_{C-F} = 294.9 Hz), 122.8, 77.8, 60.0, 57.4 (q, ²*J*_{C-F} = 26.1 Hz), 56.6, 49.3, 38.1, 32.5, 22.7. {¹H}¹⁹F NMR (376 MHz, CDCl₃): δ -71.9 (s, 3F). HRMS: calcd for C₁₆H₂₀F₃N₂O (M+H⁺): 313.1522. Found: 313.1521.

(2R,4S,6R)-4-N,N-Diallyl-1-benzyl-6-methoxy-2-(trifluoromethyl)azepane (31a)

Prepared according to the general procedure from **20** (45 mg, 0.148 mmol, 1 equiv), proton sponge (64 mg, 0.296 mmol, 2 equiv), Tf₂O (0.027 mL, 0.163 mmol, 1.1 equiv), and diallylamine (0.046 mL, 0.37 mmol, 2.5 equiv). The crude product was then purified by flash column chromatography (PE/EtOAc = 95:05 to 90:10) to afford **31a** (40 mg, 0.104, 70%) as a colorless oil. $[\alpha]_D^{20}$ +5 (c 0.95, CHCl₃) IR (neat): 2931, 1727, 1642, 1454, 1364, 1272, 1154, 1111, 1097, 1053, 1028, 990, 918 cm⁻¹. ¹H NMR (400 MHz, CDCl₃): δ 7.32–7.15 (m, 5H), 5.81 (m, 2H), 5.28–4.99 (m, 4H), 3.95 (d, *J*_{AB} = 14.0 Hz, 1H), 3.90 (d, *J*_{AB} = 14.0 Hz, 1H), 3.44–3.28 (m, 3H), 3.17–3.06 (m, 4H), 3.11 (s, 3H) 2.86 (dd_{app}, *J* = 15.5, 6.6 Hz, 1H), 2.65 (dd_{app}, *J* = 15.5, 3.6 Hz, 1H), 2.06–1.86 (m, 3H), 1.76 (m, 1H). ¹³C NMR (101 MHz, CDCl₃): δ 139.8, 136.0 (2C), 128.6 (2C), 128.4 (2C), 127.3 (d_{app}, ¹*J*_{C-F} = 284.8 Hz) 127.2, 117.4 (2C), 77.0, 61.0 (q, ²*J*_{C-F} = 27.0 Hz), 56.9, 56.7, 52.7 (2C), 52.0, 50.4, 34.7, 28.3. {¹H}¹⁹F NMR (376 MHz, CDCl₃): δ -74.1 (s, 3F). HRMS: calcd for C₂₁H₃₀F₃N₂O (M+H⁺): 383.2305. Found: 383.2302.

(2R,4S,6R)-4-Acetate-1-benzyl-6-methoxy-2-(trifluoromethyl)azepane (31b)

Prepared according to the general procedure from **20** (45 mg, 0.148 mmol, 1 equiv), proton sponge (64 mg, 0.296 mmol, 2 equiv), Tf₂O (0.027 mL, 0.163 mmol, 1.1 equiv), and tetrabutylammonium acetate (112 mg, 0.37 mmol, 2.5 equiv). The crude product was then purified by flash column chromatography (PE/EtOAc = 95:05 to 90:10) to afford **31b** (36 mg, 0.104 mmol, 71%) as a colorless oil. $[\alpha]_D^{20}$ +5 (c 0.95, CHCl₃) IR (neat): 2942, 1739, 1495,

1454, 1370, 1275, 1240, 1155, 1115, 1074, 1090, 1026 cm^{-1} . $^1\text{H NMR}$ (400 MHz, CDCl_3): δ 7.33–7.19 (m, 5H), 5.29 (m, 1H), 4.05 (d, $J_{AB} = 13.8$ Hz, 1H), 3.87 (d, $J_{AB} = 13.8$ Hz, 1H), 3.38 (m, 1H), 3.31 (m, 1H), 3.03 (s, 3H), 2.88–2.70 (m, 2H), 2.35 (m, 1H), 2.26 (m, 1H), 2.09 (s, 3H), 1.93 (m, 1H), 1.44 (ddd, $J = 14.1, 10.2, 2.9$ Hz, 1H). $^{13}\text{C NMR}$ (101 MHz, CDCl_3): δ 170.1, 139.0, 128.8 (2C), 128.5 (2C), 127.5, 127.3 (q, $^1J_{C-F} = 286.10$ Hz), 73.5, 67.5, 60.0 (q, $^2J_{C-F} = 27.67$ Hz), 59.1, 56.9, 49.4, 38.6, 29.9, 21.3. $\{1\text{H}\}^{19}\text{F NMR}$ (376 MHz, CDCl_3): δ –75.8 (s, 3F). **HRMS**: calcd for $\text{C}_{17}\text{H}_{23}\text{F}_3\text{NO}_3$ ($\text{M}+\text{H}^+$): 346.1625. Found: 346.1623.

(2*R*,4*S*,6*R*)-1-Benzyl-4-carbonitril-6-methoxy-2-(trifluoromethyl)azepane (31c)

Prepared according to the general procedure from **20** (45 mg, 0.148 mmol, 1 equiv), proton sponge (64 mg, 0.296 mmol, 2 equiv), Tf_2O (0.027 mL, 0.163 mmol, 1.1 equiv), and tetrabutylammonium cyanide (105 mg, 0.37 mmol, 2.5 equiv). The crude product was then purified by flash column chromatography (PE/EtOAc = 95:05 to 90:10) to afford compound **31c** (35 mg, 0.112 mmol, 76%) as a colorless oil. $[\alpha]_{\text{D}}^{20} +78$ (c 0.65, CHCl_3) **IR** (neat): 2934, 1496, 1455, 1385, 1363, 1327, 1256, 1234, 1156, 1115, 1040, 1075, 1029, 1016, 986, 965 cm^{-1} . $^1\text{H NMR}$ (400 MHz, CDCl_3): δ 7.56–7.41 (m, 2H), 7.39–7.24 (m, 3H), 4.17 (d, $J_{AB} = 13.4$ Hz, 1H), 3.99 (d, $J_{AB} = 13.3$ Hz, 1H), 3.71 (m, 1H), 3.23 (m, 1H), 3.08 (m, 1H), 2.95–2.86 (m, 1H), 2.92 (s, 3H), 2.75 (m, 1H), 2.46 (m, 1H), 2.35 (m, 1H), 1.92 (dd_{app}, $J = 14.2, 12.8$ Hz, 1H), 1.39 (ddd, $J = 13.9, 10.8, 3.9$ Hz, 1H). $^{13}\text{C NMR}$ (101 MHz, CDCl_3): δ 138.6, 129.7 (2C), 128.5 (2C), 127.9 (q, $^1J_{C-F} = 290.9$ Hz), 127.7, 120.4, 76.3, 61.3 (q, $^2J_{C-F} = 26.8$ Hz), 59.80, 56.9, 47.7, 37.4, 29.1, 23.8. $\{1\text{H}\}^{19}\text{F NMR}$ (376 MHz, CDCl_3): δ –73.1 (s, 3F). **HRMS**: calcd for $\text{C}_{16}\text{H}_{20}\text{F}_3\text{N}_2\text{O}$ ($\text{M}+\text{H}^+$): 313.1522. Found: 313.1521

General procedure for the synthesis of difluoromethylated-4-substituted azepanes

To a stirred solution of compound **23** or **24** (1 equiv) and proton sponge (2 equiv) in CH_2Cl_2 (0.1 M) was added Tf_2O (1.1 equiv) at rt. The reaction mixture was stirred for 5 h in a sealed tube at 40 °C. After 5 h, the reaction was cooled to rt and the nucleophile (2.5 equiv) was added. After 5 min the reaction was diluted with H_2O , extracted with CH_2Cl_2 and the combined organic phases were dried over anhydrous Na_2SO_4 , filtered and concentrated under reduced pressure. The crude product was then purified by flash column chromatography (PE/EtOAc = 95:05 to 90:10) to obtain the azepanes.

(2*S*,4*R*)-4-*N,N*-diallylamin-1-benzyl-2-(difluoromethyl)azepane (32a)

Prepared according to the general procedure from compound **23** (30 mg, 0.117 mmol, 1 equiv), proton sponge (50.4 mg, 0.235 mmol, 2 equiv), Tf_2O (0.021 mL, 0.130 mmol, 1.1 equiv), and diallylamine (36 μL , 0.29 mmol, 2.5 equiv). The crude product was then purified by flash column chromatography (PE/EtOAc = 95:05 to 90:10) to afford compound **32a** (34 mg, 0.102 mmol, 87%) as a colorless oil. $[\alpha]_{\text{D}}^{20} -6$ (c 1.9, CHCl_3) **IR** (neat): 2927, 1641, 1494, 1452, 1417, 1374, 1264, 1216, 1170, 1135, 1103, 1042, 993, 917 cm^{-1} . $^1\text{H NMR}$ (400 MHz, CDCl_3): δ 7.33–7.21 (m, 5H), 5.84 (m, 2H), 5.50 (td_{app}, $J = 56.9, 3.2$ Hz, 1H), 5.22–5.10 (m, 4H), 3.99 (d, $J_{AB} = 13.8$ Hz, 1H), 3.76 (d, $J_{AB} = 13.8$ Hz, 1H), 3.13 (dd, $J_{AB} = 14.1, 6.1$ Hz, 2H), 3.04 (dd, $J_{AB} = 14.1, 6.5$ Hz, 2H), 2.94–2.81 (m, 4H), 2.07 (br dd, $J = 14.1, 3.9$ Hz, 1H), 2.00–1.79 (m, 1H), 1.68–1.54 (m, 2H), 1.44–1.32 (m, 2H). $^{13}\text{C NMR}$ (101 MHz, CDCl_3): δ 140.2, 137.5 (2C), 128.8 (2C), 128.5 (2C), 127.2, 117.8 (t, $^1J_{C-F} = 246.12$ Hz), 116.9 (2C), 62.0 (t, $^2J_{C-F} = 21.57$ Hz), 59.7, 57.6, 53.1 (2C), 47.9, 32.2, 29.3, 22.5. $\{1\text{H}\}^{19}\text{F NMR}$ (376 MHz, CDCl_3): δ –121.1 (d, $J = 274.8$ Hz, 1F), –130.1 (d, $J = 275.1$ Hz, 1F). **HRMS**: calcd for $\text{C}_{20}\text{H}_{29}\text{F}_2\text{N}_2$ ($\text{M}+\text{H}^+$): 335.2293. Found: 335.2285

(2*S*,4*R*)-4-Acetate-1-benzyl-2-(difluoromethyl)azepane (32b)

Prepared according to the general procedure from compound **23** (30 mg, 0.117 mmol, 1 equiv), proton sponge (50.4 mg, 0.235 mmol, 2 equiv), Tf_2O (0.021 mL, 0.130 mmol, 1.1

equiv), and tetrabutylammonium acetate (88.6 mg, 0.29 mmol, 2.5 equiv). The crude product was then purified by flash column chromatography (PE/EtOAc = 95:05 to 90:10) to afford compound **32b** (29 mg, 0.097 mmol, 83%) as a colorless oil. $[\alpha]_D^{20}$ -11 (c 0.6, CHCl₃) IR (neat): 2937, 1730, 1495, 1453, 1365, 1241, 1169, 1114 1024, 968, 940, 920 cm⁻¹. ¹H NMR (400 MHz, CDCl₃): δ 7.37–7.21 (m, 5H), 5.56 (td_{app}, J = 56.6, 3.2 Hz, 1H), 4.94 (br tt, J = 10.4, 2.8 Hz, 1H), 4.00 (d, J_{AB} = 13.9 Hz, 1H), 3.81 (d, J_{AB} = 13.9 Hz, 1H), 3.11 (m, 1H), 2.96–2.80 (m, 2H), 2.22–1.83 (m, 3H), 2.05 (s, 3H), 1.66 (m, 1H), 1.54 (m, 1H), 1.40 (m, 1H). ¹³C NMR (101 MHz, CDCl₃): δ 170.4, 139.7, 128.7 (2C), 128.5 (2C), 127.4, 117.3 (t, ¹ J_{C-F} = 247.67 Hz), 73.4, 60.5 (t, ² J_{C-F} = 21.19 Hz), 59.2, 47.6, 35.0, 33.0, 21.5, 20.9. {¹H}¹⁹F NMR (376 MHz, CDCl₃): δ -121.3 (d, J = 277.4 Hz, 1F), -130.0 (d, J = 277.1 Hz, 1F). HRMS: calcd for C₁₆H₂₂F₂NO₂ (M+H⁺): 298.1613. Found: 298.1611

(2S,4R)-1-Benzyl-4-carbonitril-2-(difluoromethyl)azepane (32c)

Prepared according to the general procedure from compound **23** (30 mg, 0.117 mmol, 1 equiv), proton sponge (50.4 mg, 0.235 mmol, 2 equiv), Tf₂O (0.021 mL, 0.130 mmol, 1.1 equiv), and tetrabutylammonium cyanide (78.9 mg, 0.29 mmol, 2.5 equiv). The crude product was then purified by flash column chromatography (PE/EtOAc = 95:05 to 90:10) to afford compound **32c** (25 mg, 0.094, 80%) as a colorless oil. $[\alpha]_D^{20}$ -21 (c 0.8, CHCl₃) IR (neat): 2936, 2238, 1494, 1467, 1453, 1377, 1335, 1211, 1173, 1134, 1106, 1041, 1030, 971, 916 cm⁻¹. ¹H NMR (400 MHz, CDCl₃): δ 7.38–7.24 (m, 5H), 5.63 (td_{app}, J = 56.1, 3.3 Hz, 1H), 4.02 (d, J_{AB} = 13.8 Hz, 1H), 3.82 (d, J_{AB} = 13.8 Hz, 1H), 3.08 (m, 1H), 2.97–2.76 (m, 3H), 2.40 (dd_{app}, J = 15.0, 5.5 Hz, 1H), 2.23 (m, 1H), 1.99 (m, 1H), 1.78–1.45 (m, 3H). ¹³C NMR (101 MHz, CDCl₃): δ 139.3, 128.7 (4C), 127.6, 122.8, 116.8 (t, ¹ J_{C-F} = 249.3 Hz), 62.0 (t, ² J_{C-F} = 20.8 Hz), 59.2, 47.6, 33.7, 30.7 (t, ² J_{C-F} = 3.1 Hz), 28.0, 25.5. {¹H}¹⁹F NMR (376 MHz, CDCl₃): δ -121.0 (d, J = 281.4 Hz, 1F), -129.2 (d, J = 281.8 Hz, 1F). HRMS: calcd for C₁₅H₁₉F₂N₂ (M+H⁺): 265.1511. Found: 265.1509

(2R,4R)-4-N,N-Diallylamin-1-benzyl-2-(difluoromethyl)azepane (33a)

Prepared according to the general procedure from compound **24** (44 mg, 0.17 mmol, 1 equiv), proton sponge (74 mg, 0.34 mmol, 2 equiv), Tf₂O (0.031 mL, 0.190 mmol, 1.1 equiv), and diallylamine (53 μ L, 0.43 mmol, 2.5 equiv). The crude product was then purified by flash column chromatography (PE/EtOAc = 95:05 to 90:10) to afford compound **33a** (46 mg, 0.138 mmol, 80%) as a colorless oil. $[\alpha]_D^{20}$ -10 (c 0.95, CHCl₃) IR (neat): 2929, 2810, 1642, 1574, 1494, 1453, 1417, 1378, 1357, 1277, 1150, 1117, 1057, 1035, 995, 984, 918 cm⁻¹. ¹H NMR (400 MHz, CDCl₃): δ 7.35–7.20 (m, 5H), 5.85 (m, 2H), 5.68 (td_{app}, J = 56.8, 4.7 Hz, 1H), 5.18 (m, 4H), 3.80 (d, J_{AB} = 14.2 Hz, 1H), 3.75 (d, J_{AB} = 14.2 Hz, 1H), 3.26–3.02 (m, 6H), 2.86 (m, 1H), 2.61 (m, 1H), 2.04 (ddd, J = 14.5, 9.4, 4.9 Hz 1H), 1.85–1.73 (m, 2H), 1.70–1.53 (m, 3H). ¹³C NMR (101 MHz, CDCl₃): δ 140.1, 137.1 (2C), 128.5 (2C), 128.4 (2C), 127.1, 118.2 (t, ¹ J_{C-F} = 245.31 Hz), 116.9 (2C), 61.5 (t, ² J_{C-F} = 22.85 Hz), 56.4, 55.6, 52.7 (2C), 51.9, 30.4, 26.8, 25.4. {¹H}¹⁹F NMR (376 MHz, CDCl₃): δ -120.6 (d, J = 278.5 Hz, 1F), -125.8 (d, J = 278.4 Hz, 1F). HRMS: calcd for C₂₀H₂₉F₂N₂ (M+H⁺): 335.2293. Found: 335.2292

(2R,4R)-4-Acetate-1-benzyl-2-(difluoromethyl)azepane (33b)

Prepared according to the general procedure from compound **24** (44 mg, 0.172 mmol, 1 equiv), proton sponge (74 mg, 0.34 mmol, 2 equiv), Tf₂O (0.031 mL, 0.190 mmol, 1.1 equiv), and tetrabutylammonium acetate (104 mg, 0.34 mmol, 2.5 equiv). The crude product was then purified by flash column chromatography (PE/EtOAc = 95:05 to 90:10) to afford compound **33b** (37 mg, 0.124 mmol, 72%) as a colorless oil. $[\alpha]_D^{20}$ $+1.9$ (c 1.1, CHCl₃) IR (neat): 2937, 1736, 1495, 1442, 1430, 1371, 1245, 1232, 1166, 1132, 1042, 1026, 990 cm⁻¹. ¹H NMR (400 MHz, CDCl₃): δ 7.38–7.22 (m, 5H), 5.59 (td_{app}, J = 56.8, 3.6 Hz, 1H), 5.29 (m, 1H), 3.95 (d, J_{AB} = 13.9 Hz, 1H), 3.81 (d, J_{AB} = 13.9 Hz, 1H), 3.12 (m, 1H), 2.87 (m, 2H), 2.23–2.11 (m, 1H), 2.14 (s, 3H), 2.09–2.00 (m, 1H), 2.00–1.91 (m, 1H), 1.91–1.79 (m, 1H),

1.63 (m, 1H), 1.45 (m, 1H). ^{13}C NMR (101 MHz, CDCl_3): δ 170.3, 139.9, 128.7 (2C), 128.5 (2C), 127.3, 117.8 (t, $^1J_{\text{C-F}} = 247.51$ Hz), 71.4, 59.8 (t, $^2J_{\text{C-F}} = 21.68$), 57.6, 49.5, 33.4, 29.6, 21.5, 21.1. $\{1\text{H}\}^{19}\text{F}$ NMR (376 MHz, CDCl_3): δ -120.9 (d, $J = 276.0$ Hz, 1F), -129.4 (d, $J = 276.0$ Hz, 1F). HRMS: calcd for $\text{C}_{16}\text{H}_{22}\text{F}_2\text{NO}_2$ ($\text{M}+\text{H}^+$): 298.1613. Found: 298.1610

(2R,4R)-1-Benzyl-4-carbonitril -2-(difluoromethyl)azepane (33c)

Prepared according to the general procedure from compound **24** (44 mg, 0.17 mmol, 1 equiv), proton sponge (74 mg, 0.34 mmol, 2 equiv), Tf_2O (0.031 mL, 0.190 mmol, 1.1 equiv), and tetrabutylammonium cyanide (116 mg, 0.43 mmol, 2.5 equiv). The crude product was then purified by flash column chromatography (PE/EtOAc = 95:05 to 90:10) to afford compound **33c** (32 mg, 0.12 mmol, 71%) as a colorless oil. $[\alpha]_{\text{D}}^{20} +16$ (c 0.84, CHCl_3) IR (neat): 2935, 2237, 1495, 1453, 1377, 1359, 1225, 1159, 1129, 1099, 1050, 1040, 987, 945, 925 cm^{-1} . ^1H NMR (400 MHz, CDCl_3): δ 7.42–7.22 (m, 5H), 5.58 (td_{app}, $J = 56.7$ Hz, 2.8 Hz, 1H), 4.12 (d, $J_{\text{AB}} = 14.1$ Hz, 1H), 3.95 (d, $J_{\text{AB}} = 14.1$ Hz, 1H), 3.38–3.22 (m, 2H), 2.96–2.82 (m, 2H), 2.30 (m, 1H), 2.11 (m, 1H), 2.02–1.84 (m, 2H), 1.62–1.45 (m, 2H). ^{13}C NMR (101 MHz, CDCl_3): δ 139.9, 128.8 (2C), 128.5 (2C), 127.3, 121.2, 117.2 (t, $^1J_{\text{C-F}} = 247.6$ Hz), 61.5 (dd, $^2J_{\text{C-F}} = 21.2, 19.8$ Hz), 59.0, 47.8, 32.3, 28.3, 28.2, 23.9. $\{1\text{H}\}^{19}\text{F}$ NMR (376 MHz, CDCl_3): δ -120.9 (d, $J = 277.4$ Hz, 1F), -131.2 (d, $J = 277.3$ Hz, 1F). HRMS: calcd for $\text{C}_{15}\text{H}_{19}\text{F}_2\text{N}_2$ ($\text{M}+\text{H}^+$): 265.1511. Found: 265.1510

General procedure for the synthesis of perfluorinated substituted azepanes

To a stirred solution of compound **26** or **27** (1 equiv) and proton sponge (2 equiv) in CH_3CN (0.1 M) was added Tf_2O (1.1 equiv) at rt. The reaction mixture was stirred for 5 h in a sealed tube at 60 °C. After 5 h, the reaction was cooled to rt and the nucleophile (2.5 equiv) was added. After 5 min the reaction was diluted with H_2O , extracted with CH_2Cl_2 and the combined organic phases were dried over anhydrous Na_2SO_4 , filtered and concentrated under reduced pressure. The crude product was then purified by flash column chromatography (PE/EtOAc = 95:05 to 90:10) to obtain the azepanes.

(2S,4R)-4-N,N-Diallylamine-1-benzyl-2-(perfluorobutyl)azepane (34a)

Prepared according to the general procedure from **26** (35 mg, 0.083 mmol, 1 equiv), proton sponge (35.4 mg, 0.165 mmol, 2 equiv), Tf_2O (0.015 mL, 0.090 mmol, 1.1 equiv), and diallylamine (25 μL , 0.20 mmol, 2.5 equiv). The crude product was then purified by flash column chromatography (PE/EtOAc = 95:05 to 90:10) to afford **34a** (32 mg, 0.064, 77%) as a colorless oil. $[\alpha]_{\text{D}}^{20} +4.5$ (c 0.65, CHCl_3) IR (neat): 3001, 1459, 1425, 1355, 1223, 1165, 1135, 1029 cm^{-1} . ^1H NMR (400 MHz, CDCl_3): δ 7.33–7.21 (m, 5H), 5.84 (m, 2H), 5.23–5.10 (m, 4H), 4.16 (d, $J_{\text{AB}} = 13.6$ Hz, 1H), 3.87 (d, $J_{\text{AB}} = 13.6$ Hz, 1H), 3.40 (m, 1H), 3.13 (dd, $J = 14.1, 6.1$ Hz, 2H), 3.03 (dd, $J = 14.1, 6.5$ Hz, 2H), 2.91 (t_{app}, $J = 9.6$ Hz, 1H), 2.86–2.70 (m, 2H), 2.20 (m; 1H), 1.91 (m, 1H), 1.78 (m, 1H), 1.67–1.49 (m, 1H), 1.40 (ddd_{app}, $J = 24.1, 12.6, 4.7$ Hz, 1H), 1.22 (m, 1H). ^{13}C NMR (101 MHz, CDCl_3):²⁵ δ 139.0, 137.3 (2C), 128.8 (2C), 128.4 (2C), 127.3, 117.0 (2C), 62.5, 59.7, 56.7, 53.2 (2C), 45.4, 32.2, 31.1, 21.3. $\{1\text{H}\}^{19}\text{F}$ NMR (376 MHz, CDCl_3): δ -80.84 (dd, $J = 10.9, 8.4$ Hz, 3F), -118.51 (m, 2F), -121.55 (s, 2F), -125.50– -126.60 (m, 2F). HRMS: calcd for $\text{C}_{23}\text{H}_{28}\text{F}_9\text{N}_2$ ($\text{M}+\text{H}^+$): 503.2103. Found: 503.2096

(2S,4R)-4-Acetate-1-benzyl-2-(perfluorobutyl)azepane (34b)

Prepared according to the general procedure from compound **26** (35 mg, 0.083 mmol, 1 equiv), proton sponge (35.4 mg, 0.165 mmol, 2 equiv), Tf_2O (0.015 mL, 0.090 mmol, 1.1 equiv), and tetrabutylammonium acetate (104 mg, 0.34 mmol, 2.5 equiv). The crude product was then purified by flash column chromatography (PE/EtOAc = 95:05 to 90:10) to afford **34b** (27 mg, 0.058 mmol, 71%) as a colorless oil. $[\alpha]_{\text{D}}^{20} -25.8$ (c 1.46, CHCl_3) IR (neat):

2941, 1735, 1468, 1454, 1365, 1231, 1215, 1199, 1131, 1104, 1026, 995, 940 cm^{-1} **^1H NMR (400 MHz, CDCl_3)** δ 7.35–7.23 (m, 5H), 4.92 (t_{app} , $J = 14.1$, 1H), 4.19 (d, $J_{AB} = 13.6$ Hz, 1H), 3.93 (d, $J_{AB} = 13.6$ Hz, 1H), 3.65 (qd $_{\text{app}}$, $J = 12.9, 5.9$ Hz, 1H), 2.94–2.74 (m, 2H), 2.28–2.10 (m, 2H), 2.06 (s, 3H), 2.05–1.98 (m, 1H), 1.72–1.46 (m, 2H), 1.24 (m, 1H). **^{13}C NMR (101 MHz, CDCl_3)**: δ 170.3, 138.6, 128.8 (2C), 128.5 (2C), 127.4, 119.1–115.4 (4C), 72.4, 60.8 (t, $^2J_{\text{C-F}} = 21.09$ Hz), 59.0, 45.0, 35.1, 34.8, 21.5, 19.7. **$\{^1\text{H}\}^{19}\text{F}$ NMR (376 MHz, CDCl_3)**: δ -80.8 (t, 3F), -117.9 (dm, $J = 281.5$ Hz, 1F), -119.3 (dm, $J = 286.2$ Hz, 1F), -121.5 (m, 2F), -126.1 (t_{app} , 2F). **HRMS**: calcd for $\text{C}_{19}\text{H}_{21}\text{F}_9\text{NO}_2$ ($\text{M}+\text{H}^+$): 466.1423. Found: 466.1418

(2S,4R)-1-Benzyl-4-carbonitril-2-(perfluorobutyl)azepane (34c)

Prepared according to the general procedure from **26** (35 mg, 0.083 mmol, 1 equiv), proton sponge (35.4 mg, 0.165 mmol, 2 equiv), Tf_2O (0.015 mL, 0.090 mmol, 1.1 equiv), and tetrabutylammonium cyanide (55.5 mg, 0.206 mmol, 2.5 equiv). The crude product was then purified by flash column chromatography (PE/EtOAc = 95:05 to 90:10) to afford **34c** (32 mg, 0.074 mmol, 89%) as a colorless oil. $[\alpha]_{\text{D}}^{20}$ -15.0 (c 1.33, CHCl_3) **IR (neat)**: 2939, 2210, 1468, 1455, 1354, 1229, 1214, 1199, 1131, 1079, 1012 cm^{-1} . **^1H NMR (400 MHz, CDCl_3)**: δ 7.39–7.21 (m, 5H), 4.16 (d, $J_{AB} = 13.5$ Hz, 1H), 3.95 (d, $J_{AB} = 13.5$ Hz, 1H), 3.58 (m, 1H), 2.95 (dd $_{\text{app}}$, $J = 14.8, 10.3$ Hz, 1H), 2.86–2.77 (m, 2H), 2.50 (dd $_{\text{app}}$, $J = 14.8, 6.1$ Hz, 1H), 2.24 (m, 1H), 2.15 (m, 1H), 1.72–1.51 (m, 2H), 1.43 (m, 1H). **^{13}C NMR (101 MHz, CDCl_3)**: δ 138.2, 128.9 (2C), 128.7 (2C), 127.7, 122.5, 121–108.8 (m, 4C), 61.7 (t, $^2J_{\text{C-F}} = 21.0$ Hz), 59.4, 45.9, 33.8, 32.1, 27.5, 24.5. **$\{^1\text{H}\}^{19}\text{F}$ NMR (376 MHz, CDCl_3)**: δ -80.85 (m, 3F), -116.95 (dm, $J = 280.3$ Hz, 1F), -118.93 (dm, $J = 282.1$ Hz, 1F), -121.85 (m, 2F), -126.06 (m, 2F). **HRMS**: calcd for $\text{C}_{18}\text{H}_{18}\text{F}_9\text{N}_2$ ($\text{M}+\text{H}^+$): 433.1321. Found: 433.1321

(2R,4R)-4-N,N-Diallylamin-1-benzyl-2-(perfluorobutyl)azepane (35a)

Prepared according to the general procedure from **27** (40 mg, 0.094 mmol, 1 equiv), proton sponge (40 mg, 0.185 mmol, 2 equiv), Tf_2O (0.017 mL, 0.101 mmol, 1.1 equiv), and diallylamine (29 μL , 0.24 mmol, 2.5 equiv). The crude product was then purified by flash column chromatography (PE/EtOAc = 95:05 to 90:10) to afford **35a** (34 mg, 0.068 mmol, 72%) as a colorless oil. $[\alpha]_{\text{D}}^{20}$ +6.3 (c 1.7, CHCl_3) **IR (neat)**: 2932, 1642, 1496, 1454, 1354, 1296, 1231, 1215, 1200, 1185, 1131, 1094, 995, 919 cm^{-1} . **^1H NMR (400 MHz, CDCl_3)**: δ 7.40–7.13 (m, 5H), 5.87 (m, 2H), 5.32–5.07 (m, 4H), 4.05 (d, $J_{AB} = 13.8$ Hz, 1H), 3.76–3.69 (m, 1H), 3.66 (d, $J_{AB} = 13.8$ Hz, 1H), 3.24 (m, 1H), 3.12 (m, 4H), 2.88 (m, 1H), 2.51 (m, 1H), 2.24 (m, 1H), 1.93 (m, 1H), 1.79 (m, 1H), 1.74–1.42 (m, 3H). **^{13}C NMR (101 MHz, CDCl_3)**: δ 138.9, 136.8 (2C), 128.6 (2C), 128.4 (2C), 127.1, 117.1 (2C), 60.5 (dd, $^2J_{\text{C-F}} = 24.16, 21.23$ Hz), 57.2, 52.8 (2C), 52.2, 51.4, 29.1, 25.9, 24.2. **$\{^1\text{H}\}^{19}\text{F}$ NMR (376 MHz, CDCl_3)**: δ -80.8 (m, 3F), -112.4 (d, $J = 294.2$ Hz, 1F), -120.2 (d, $J = 294.2$ Hz, 1F), -120.4 (dm, $J = 311.2$ Hz, 1F), -122.7 (dm, $J = 310.8$ Hz, 1F), -125.0 (dm, $J = 298.6$ Hz, 1F), -127.3 (d, $J = 292.1$ Hz, 1F) **HRMS**: calcd for $\text{C}_{23}\text{H}_{28}\text{F}_9\text{N}_2$ ($\text{M}+\text{H}^+$): 503.2103. Found: 503.2100

(2R,4R)-4-Acetate-1-benzyl-2-(perfluorobutyl)azepane (35b)

Prepared according to the general procedure from **27** (62 mg, 0.15 mmol, 1 equiv), proton sponge (63 mg, 0.2953 mmol, 2 equiv), Tf_2O (0.027 mL, 0.162 mmol, 1.1 equiv), and tetrabutylammonium acetate (111 mg, 0.37 mmol, 2.5 equiv). The crude product was then purified by flash column chromatography (PE/EtOAc = 95:05 to 90:10) to afford **35b** (49 mg, 0.105 mmol, 70%) as a colorless oil. $[\alpha]_{\text{D}}^{20}$ +15.8 (c 0.8, CHCl_3) **IR (neat)**: 2943, 1740, 1443, 1430, 1420, 1371, 1354, 1228, 1215, 1200, 1130, 1085, 1059, 1023, 996, 947 cm^{-1} . **^1H NMR (400 MHz, CDCl_3)**: δ 7.40–7.19 (m, 5H), 5.33 (m, 1H), 4.21 (d, $J_{AB} = 13.7$ Hz, 1H), 3.79 (d, $J_{AB} = 13.7$ Hz, 1H), 3.64 (qd $_{\text{app}}$, $J = 26.2, 13.7, 4.9$ Hz, 1H), 2.84 (ddd, $J = 15.4, 9.0, 2.2$ Hz, 1H), 2.72 (ddd, $J = 15.5, 6.7, 2.6$ Hz, 1H), 2.33 (m, 1H), 2.21 (m, 1H), 2.16 (s, 3H), 2.01 (m, 1H), 1.80 (m, 1H), 1.63 (m, 1H), 1.39 (m, 1H). **^{13}C NMR (101 MHz, CDCl_3)**: δ 170.4, 138.8, 128.8 (2C), 128.5 (2C), 127.2, 121.1–106.1 (m, 4C), 71.3, 60.8 (t, $^2J_{\text{C-F}} = 20.5$ Hz), 56.3,

47.2, 32.9, 30.1, 21.5, 20.0. **$\{^1\text{H}\}^{19}\text{F}$ NMR (376 MHz, CDCl_3):** δ -80.8 (m, 3F), -116.9 (brd, J = 293.5 Hz, 1F), -118.4 (brd, J = 273.9 Hz, 1F), -120.7 (dm, J = 298.1 Hz, 1F), -121.9 (dm, J = 295.1 Hz, 1F), -125.6 (dm, J = 292.2 Hz, 1F), -126.7 (dm, J = 295.1 Hz, 1F) **HRMS:** calcd for $\text{C}_{19}\text{H}_{21}\text{F}_9\text{N}_1$ ($\text{M}+\text{H}^+$): 466.1423. Found: 466.1420

(2R,4R)-1-Benzyl-4-carbonitril-2-(perfluorobutyl)azepane (35c)

Prepared according to the general procedure from **27** (50 mg, 0.120 mmol, 1 equiv), proton sponge (50 mg, 0.24 mmol, 2 equiv), Tf_2O (0.0216 mL, 0.241 mmol, 1.1 equiv), and tetrabutylammonium cyanide (79 mg, 0.295 mmol, 2.5 equiv). The crude product was then purified by flash column chromatography (PE/EtOAc = 95:05 to 90:10) to afford **35c** (45 mg, 0.104 mmol, 87%) as a colorless oil. $[\alpha]_{\text{D}}^{20}$ +29.0 (c 1.0, CHCl_3) **IR (neat):** 2938, 2210, 1684, 1454, 1354, 1214, 1205, 1197, 1130, 1079, 1054, 1025, 1001 980, 923 cm^{-1} . **^1H NMR (400 MHz, CDCl_3):** δ 7.51–7.18 (m, 5H), 4.41 (d, J_{AB} = 14.2 Hz, 1H), 3.95 (d, J_{AB} = 14.2 Hz, 1H), 3.83 (m, 1H), 3.29 (m, 1H), 2.95–2.73 (m, 2H), 2.44 (m, 1H), 2.21–2.00 (m, 2H), 1.88 (m, 1H), 1.57 (m, 1H), 1.38 (m, 1H). **^{13}C NMR (101 MHz, CDCl_3):**²⁵ δ 138.8, 128.8 (2C), 128.5 (2C), 127.3, 120.7, 63.0 (t, $^2J_{\text{C-F}}$ = 20.4 Hz), 58.8, 45.2, 32.0, 29.8, 28.2, 22.5. **$\{^1\text{H}\}^{19}\text{F}$ NMR (376 MHz, CDCl_3):** δ -80.84 (m, 3F), -115.7 (dm, J = 287.2 Hz, 1F), -120.4 (dm, J = 279.3 Hz, 1F), -121.2 (dm, J = 300.6 Hz, 1F), -122.1 (dm; J = 300.6 Hz, 1F), -125.6 (dm, J = 292.9 Hz, 1F), -126.6 (dm, J = 296.2 Hz, 1F). **HRMS:** calcd for $\text{C}_{18}\text{H}_{18}\text{F}_9\text{N}_2$ ($\text{M}+\text{H}^+$): 433.1321. Found: 433.1319

4-(4-chlorobenzyl)-2-((2R,4R)-1-methyl-2-(trifluoromethyl)azepan-4-yl)phthalazin-1(2H)-one (36)

Prepared according to the general procedure from **37** (100 mg, 0.51 mmol, 1 equiv), proton sponge (217 mg, 0.1 mmol, 2 equiv), Tf_2O (0.093 mL, 0.56 mmol, 1.1 equiv), and the sodium phthalazinone solution* [*prepared as follow: phthalazinone (550 mg, 2 mmol, 4 equiv) in DMF (1 mL) was added dropwise to the stirred suspension of NaH (61 mg, 1.5 mmol, 23 equiv) in DMF (1 mL) at 0 °C.]. The crude product was then purified by flash column chromatography (PE/EtOAc = 95:05 to 90:10) to afford compound **36** (160 mg, 0.36 mmol, 70%) as a colorless oil. $[\alpha]_{\text{D}}^{20}$ -10.4 (c 1.4, CHCl_3) **IR (neat):** 2937, 1647, 1587, 1490, 1452, 1445, 1380, 1322, 1310, 1263, 1223, 1163, 1150, 1114, 1105, 1031, 1016, 966, 912 cm^{-1} . **^1H NMR (400 MHz, CDCl_3):** δ 8.46 (m, 1H), 7.80–7.66 (m, 3H), 7.30–7.25 (m, 2H), 7.22–7.17 (m, 2H), 5.51 (m, 1H), 4.30 (d, J_{AB} = 15.7 Hz, 1H), 4.26 (d, J_{AB} = 15.7 Hz, 1H), 3.55 (m, 1H), 3.13 (dt_{app}, J = 10.1, 4.8 Hz, 1H), 2.86 (m, 1H), 2.56 (s, 3H), 2.48 (ddd_{app}, J = 15.2, 11.0, 7.5 Hz, 1H), 2.20 (ddd, J = 15.2, 5.9, 3.7 Hz, 1H), 2.07 (m, 1H), 1.96–1.78 (m, 3H). **^{13}C NMR (101 MHz, CDCl_3):** δ 158.4, 145.2, 136.1, 133.1, 132.8, 131.6, 130.2 (2C), 129.0 (2C), 128.8, 128.2, 127.7, 126.8 (d_{app}, $^1J_{\text{C-F}}$ = 283.0 Hz), 124.7, 61.4 (q, $^2J_{\text{C-F}}$ = 27.5 Hz), 55.2, 53.5, 39.1, 38.4, 31.6, 29.2, 24.2. **$\{^1\text{H}\}^{19}\text{F}$ NMR (376 MHz, CDCl_3):** δ -73.94 (s, 3F). **HRMS:** calcd for $\text{C}_{23}\text{H}_{24}\text{ClF}_3\text{N}_3\text{O}$ ($\text{M}+\text{H}^+$): 450.1555. Found: 450.1556

Acknowledgments

We thanks Dr. Marie-Noëlle Rager (Chimie ParisTech, PSL University), for recording the RMN spectra of perfluorobutyl derivatives.

Keywords: azepanes • ring-expansion reaction • azetidinium • regioselective ring-opening • fluoroalkyl group

- [1] G. F. Zha, K. P. Rakesh, H. M. Manukumar, C. S. Shantharam, S. Long, *Eur. J. Med. Chem.* **2019**, *162*, 465–494.
- [2] FDA Home Page. <http://www.fda.gov> (accessed Feb 4, 2019).
- [3] R. D. Taylor, M. MacCoss, A. D. G. Lawson, *J. Med. Chem.* **2014**, *57*, 5845–5859.

- [4] a) S. Purser, P. R. Moore, S. Swallow, V. Gouverneur, *Chem. Soc. Rev.* **2008**, *37*, 320–330. b) A. Orliac, J. Routier, F. Burgat Charvillon, W. H. B. Sauer, A. Bombrun, S. S. Kulkarni, D. Gomez Pardo, J. Cossy, *Chem. Eur. J.* **2014**, *20*, 3813–3824. c) E. P. Gillis, K. J. Eastman, M. D. Hill, D. J. Donnelly, N. A. Meanwell, *J. Med. Chem.* **2015**, *58*, 8315–8359.
- [5] W. K. Hagmann, *J. Med. Chem.* **2008**, *51*, 4359–4369
- [6] Q. A. Huchet, B. Kunh, B. Wagner, H. Fischer, M. Kansy, D. Zimmerli, E. M. Carreira, K. Müller, *J. Fluorine Chem.* **2013**, *152*, 119–128.
- [7] G. K. S. Prakash, S. Krishnamoorthy, S. K. Ganesh, A. Kulkarni, R. Haiges, G. A. Org. Lett. **2014**, *16*, 54–57.
- [8] J. A. Erickson, J. I. McLoughlin, *J. Org. Chem.* **1995**, *64*, 1626–1631.
- [9] S. Thomson, S. A. McMahon, J. H. Naismith, D. O'Hagan, *Bioorg. Chem.* **2016**, *64*, 37–41.
- [10] a) M. Basseto, S. Ferla, F. Pertusati, *Future Med. Chem.* **2015**, *7*, 527–546. b) B. Jeffries, Z. Wang, J. Graton, S. D. Holland, T. Brind, R. D. R. Greenwood, J.-Y. Le Questel, J. S. Scott, E. Chiarparin, B. Linclau, *J. Med. Chem.* **2018**, *61*, 10602–10618.
- [11] a) A. R. Patel, F. Liu *Tetrahedron*, **2013**, *69*, 744–752 b) A. R. Patel, A. Hardianto, S. Ranganathan, F. Liu, *Org. Biomol. Chem.* **2017**, *15*, 1570 and references cited therein.
- [12] a) S. N. Osipov, O. I. Artyushin, A. F. Kolomiets, C. Bruneau, M. Picquet, P. H. Dixneuf, *Eur. J. Org. Chem.* **2001**, 3891–3897. b) S. Fustero, F. Mojarrad, M. D. P. Carrión, J. F. Sanz-Cervera, J. L. Aceña, *Eur. J. Org. Chem.* **2009**, *30*, 5208–5214.
- [13] a) J. L. García Ruano, T. de Haro, R. Singh, M. B. Cid, *J. Org. Chem.* **2008**, *73*, 1150–1153. b) W. Wan, J. Hou, H. Jiang, Z. Yuan, G. Ma, G. Zhao, J. Hao, *Eur. J. Org. Chem.* **2010**, *9*, 1778–1786.
- [14] A. K. Mailyan, I. M. Krylov, C. Bruneau, P. H. Dixneuf, S. N. Osipov, *Synlett* **2011**, *16*, 2321–2324.
- [15] a) A. V. Gulevich, N. E. Shevchenko, E. S. Balenkova, G.-V. Röschenthaler, V. G. Nenajdenko, *Synlett* **2009**, *3*, 403–406. b) N. E. Shevchenko, E. S. Balenkova, G.-V. Röschenthaler, V. G. Nenajdenko, *Synthesis* **2010**, *1*, 120–126. c) O. I. Shmatova, V. G. Nenajdenko, *Eur. J. Org. Chem.* **2013**, *28*, 6397–6403. d) N. E. Shevchenko, O. I. Shmatova, E. S. Balenkova, G.-V. Röschenthaler, V. G. Nenajdenko, *Eur. J. Org. Chem.* **2013**, *11*, 2237–2245. e) O. I. Shmatova, N. E. Shevchenko, E. S. Balenkova, G.-V. Röschenthaler, V. G. Nenajdenko, *Eur. J. Org. Chem.* **2013**, *15*, 3049–3058. f) O. I. Shmatova, N. E. Shevchenko, E. S. Balenkova, G.-V. Röschenthaler, V. G. Nenajdenko, *Mendeleev Communications* **2013**, *23*, 92–93.
- [16] a) V. G. Nenajdenko, E. P. Zakurdaev, E. V. Prusov, E. S. Balenkova, *Tetrahedron* **2004**, *60*, 11719–11724. b) N. E. Shevchenko, K. Vlasov, V. G. Nenajdenko, G.-V. Röschenthaler, *Tetrahedron* **2011**, *67*, 69–74. c) W.-B. Zhao, S. Nakagawa, A. Kato, I. Adachi, Y.-M. Jia, X.-G. Hu, G. W. J. Fleet, F. X. Wilson, G. Horne, A. Yoshihara, K. Izomuri, C.-Y. Yu, *J. Org. Chem.* **2013**, *78*, 3208–3221.
- [17] a) J. Cossy, C. Dumas, D. Gomez Pardo, *Synlett*, **1997**, 905–905. J. Cossy, D. Gomez Pardo, C. Dumas, O. Mirguet, I. Déchamps, T.-X. Métro, B. Burger, R. Roudeau, J. Appenzeller, A. Cochi, *Chirality* **2009**, *21*, 850–856. b) D. Gomez Pardo, J. Cossy, *Chem. Eur. J.* **2014**, *20*, 4516–4525. c) S. Rioton, A. Orliac, Z. Antoun, R. Bidault, D. Gomez Pardo, J. Cossy, *Org. Lett.* **2015**, *17*, 2916–2919 and references cited therein.
- [18] C. J. Saavedra, A. Boto, R. Hernández, *Org. Biomol. Chem.* **2012**, *10*, 4448–4461.
- [19] A. M. Fournier, R. A. Brown, W. Farnaby, H. Miyatake-Ondoabal, J. Clayden, *Org. Lett.* **2010**, *12*, 2222–2225.
- [20] D. T. Fox, C. D. Poulter, *J. Org. Chem.* **2005**, *70*, 1978–1985.
- [21] K. Funabiki, A. Shibata, H. Iwata, K. Hatano, Y. Kubota, K. Komura, M. Ebihara, M. Matsui, *J. Org. Chem.* **2008**, *73*, 4694–4697.
- [22] G. Masson, S. Rioton, D. Gomez Pardo, J. Cossy, *Org. Lett.* **2018**, *20*, 5019–5022.

- [23] M. Derita, E. del Olmo, B. Barboza, A. E. Garcia-Cadenas, J. L. Lopez-Perez, S. Andujar, D. Enriz, S. Zacchino, A. San Feliciano, *Molecules* **2013**, *18*, 3479–3501.
- [24] Some carbons are not visible on ^{13}C nmr see supporting information for more informations
- [25] Perfluoroalkyl chain not visible on ^{13}C