



**HAL**  
open science

# The Effect of Packing on Water Quality Parameters, Survival and NNV Load of *Epinephelus coioides* Fry after Simulated Transport

Cheng Ac, Lee Cf, Chen Yy, Jiann-Chu Chen

## ► To cite this version:

Cheng Ac, Lee Cf, Chen Yy, Jiann-Chu Chen. The Effect of Packing on Water Quality Parameters, Survival and NNV Load of *Epinephelus coioides* Fry after Simulated Transport. *Journal of Aquaculture Research and Development*, 2014, 05, <10.4172/2155-9546.1000264>. <hal-03810295>

**HAL Id: hal-03810295**

**<https://hal.science/hal-03810295v1>**

Submitted on 29 Oct 2022

**HAL** is a multi-disciplinary open access archive for the deposit and dissemination of scientific research documents, whether they are published or not. The documents may come from teaching and research institutions in France or abroad, or from public or private research centers.

L'archive ouverte pluridisciplinaire **HAL**, est destinée au dépôt et à la diffusion de documents scientifiques de niveau recherche, publiés ou non, émanant des établissements d'enseignement et de recherche français ou étrangers, des laboratoires publics ou privés.



HAL Authorization

# The Effect of Packing on Water Quality Parameters, Survival and NNV Load of *Epinephelus coioides* Fry after Simulated Transport

Cheng AC<sup>1</sup>, Lee CF<sup>2</sup>, Chen YY<sup>3</sup> and Chen JC<sup>3\*</sup>

<sup>1</sup>Department of Aquaculture, National Kaohsiung Marine University, Kaohsiung, Taiwan, 802, Republic of China

<sup>2</sup>Aquaculture Division, Fisheries Research Institute, Council of Agriculture, Keelung, Taiwan, 202, Republic of China

<sup>3</sup>Department of Aquaculture, National Taiwan Ocean University, Keelung, Taiwan, 202, Republic of China

## Abstract

Water quality parameters, survival rates, and nervous necrosis virus (NNV) loadings of *Epinephelus coioides* grouper fry packed in 50 L bags after 24 h of simulated transport were examined. All fry packed at 300/bag and with water/oxygen ratios of 10 L/40 L, 12.5 L/37.5 L, and 15 L/35 L at 20°C survived with NNV loads of  $4.1\sim 7.9\times 10^4$  at 7 d post-release in seawater. All fish packed at 300/bag and a water/oxygen ratio of 12.5 L/37.5 L at 20°C survived with an NNV load of  $4.1\times 10^3$ , but fish packed at 25°C and 30°C survived 100% and 67.4%, and had NNV loads of  $1.6\times 10^5$  and  $1.8\times 10^6$ , respectively at 7 d post-release. All fish packed at 200, 300, and 400/bag with a water/oxygen ratio of 12.5 L/37.5 L at 20°C survived with DO >5.0 mg/L, CO<sub>2</sub> <95 mg/L, pH >5.8, and ammonia-N <11 mg/L, after 24 h. All fish packed at 200 and 300/bag survived with an NNV load of  $1.7\times 10^3$ , whereas fish packed at 400 and 500/bag survived only 60.8% and 42.6% with NNV loads of  $2.4\times 10^7$  and  $3.7\times 10^7$ , respectively at 7 d post-release. We concluded that grouper fry packed at 300/bag and a water/oxygen ratio of 12.5 L/37.5 L at 20 and 25°C were optimal for maintaining high DO (>5.8 mg/L) and pH (>5.6) and low CO<sub>2</sub> (<89 mg/L), ammonia-N (<10.2 mg/L), and NNV loads (< $4.9\times 10^3$ ) after 24 h of simulated transport. The addition of zeolite increased DO and pH while lowering carbon dioxide and ammonia-N as well as lower NNV loads ( $2.3\times 10^3$ ) during simulated transport.

**Keywords:** Grouper; *Epinephelus coioides*; Survival; Simulated transport; Water quality parameter; NNV load; Zeolite

## Introduction

Nervous Necrosis Virus (NNV) and iridovirus are reported to cause mass mortality in grouper leading to serious economic loss [1,2]. NNV is the causative agent of viral nervous necrosis or viral encephalitis and retinopathy (VER) in fish, which is a non-enveloped, single-strand, positive-sense RNA belonging to the family *Nodaviridae* and genus *Betanodavirus* [3]. Real-time quantitative PCR analyses from 24 grouper farms indicate that NNV is highly infectious horizontally and causes a 100% mortality rate in Taiwan [1,4].

Groupers are a highly-valued and commonly cultured group of marine fishes in Asia, and there is an increasing need to transport larvae and fry. Fish packing density varies with species, size and water quality [5]. Packing conditions for transporting hatchery-reared grouper larvae and wild grouper larvae have been reported [6]. The 35-d larvae are more sensitive to handling stress than 45- and 60-d hatchery-reared grouper larvae, which are transported successfully at a packing density of 50 larvae/L with 100% of survival at a water temperature of 23°C [6]. Real-time quantitative PCR analysis indicates that grouper from 21 of 24 farms are NNV positive [4]. Farmers often observe fry exhibiting erratic swimming behavior followed by sudden death, and suspected that the cause is due to handling stress during shipping. However, little or nothing is known about the relationship between packing conditions and NNV loading that commonly occur after handling and transport.

Prior to transport, fish are commonly deprived of food to decrease their metabolism and metabolic wastes, including ammonia and carbon dioxide, and packed fish are transported at low temperatures [6-8]. It is known that lowering water temperature decreases the growth of bacteria, decreases the stress to and activity of fish, and decreases fish metabolism leading to reductions in ammonia and carbon dioxide production [9].

We assumed that grouper packed in unfavorable conditions negatively affect water quality parameters, decrease survival rates,

increase susceptibility to NNV infection, and can enhance viral replication for producing fish damage. Therefore, the objective of this study was to examine the survival of grouper fry, their NNV loads, and water quality parameters in transport bags, when fry were packed at different (1) water/oxygen ratios, (2) water temperatures, and (3) packing densities, and (4) with the addition of zeolite.

## Materials and Methods

### Experimental design

Orange-spotted grouper (*Epinephelus coioides*) fry ( $5.1 \pm 0.4$  g and  $5.1 \pm 0.2$  cm, 55-d) were obtained from a commercial farm and held in a laboratory tank for one month. Fish were deprived of food for 24 h prior to the experiment. Briefly, grouper fry were placed in double-layered 50 L plastic bags filled with seawater, inflated with oxygen, and tied with rubber-bands. The bags were then placed in styrofoam boxes, and shaken with an orbit shaker. After 24 h of simulated transportation, bags were removed from the shaker, disclosed and their waters sampled for dissolved oxygen (DO), carbon dioxide (CO<sub>2</sub>), pH and ammonia-N (ammonia as nitrogen). Fish survival rates and NNV loads were examined 24 h and 7 d after release into normal seawater. Four experiments were conducted: (1) fish kept at 20°C and packed at 300/bag under different ratios of water/oxygen (10 L/40 L, 12.5 L/37.5

\*Corresponding author: Jiann-Chu Chen, Department of Aquaculture, National Taiwan Ocean University, Keelung 202, Taiwan, Republic of China, Tel: 886-2-2462-0295; E-mail: [jcchen@mail.ntou.edu.tw](mailto:jcchen@mail.ntou.edu.tw)

Received July 23, 2014; Accepted September 09, 2014; Published September 19, 2014

Citation: Cheng AC, Lee CF, Chen YY, Chen JC (2014) The Effect of Packing on Water Quality Parameters, Survival and NNV Load of *Epinephelus coioides* Fry after Simulated Transport. J Aquac Res Development 5: 264. doi:10.4172/2155-9546.1000264

Copyright: © 2014 Cheng AC, et al. This is an open-access article distributed under the terms of the Creative Commons Attribution License, which permits unrestricted use, distribution, and reproduction in any medium, provided the original author and source are credited.

L, 15 L/35 L), (2) fish packed at 300/bag and a water/oxygen ratio of 12.5 L/37.5 L with different water temperatures (20, 25, 30°C), (3) fish packed at 200, 300, 400, and 500/bag with a water/oxygen ratio of 12.5 L/37.5 L at 20°C, and (4) fish packed at 300/bag and a water/oxygen ratio of 12.5 L/37.5 L with the addition of zeolite particles (5, 20, and 30 g/L). Each experiment was conducted in triplicate.

### Packing and disclosure of bag

Water (10, 12.5, or 15 L) was first added to the bags and grouper fry then placed inside. Bags were inflated with pure oxygen and closed with rubber bands and then placed in styrofoam boxes and shaken with an orbit shaker for simulated transport. Bags were disclosed after 24 h and their waters tested for ammonia-N, DO, CO<sub>2</sub> and pH. Fish were then released into normal seawater; with the number of fish surviving being counted after 24 h and 7 d. Fry was also sampled for NNV assay. There were three replicates in each treatment and 5 fry were sampled from each replicate.

### Water quality parameter analyses

Water pH was measured with a Suntext Model SP-7 pH meter (Suntext, Taipei). DO was measured with YSI Model 58 DO meter having an electrode probe (YSI, USA) attached to a battery powered stirrer. Ammonia-N (un-ionized plus ionized ammonia as nitrogen) was measured using a phenol hypochlorite method [10]. CO<sub>2</sub> concentration was measured using a trimetric method [11].

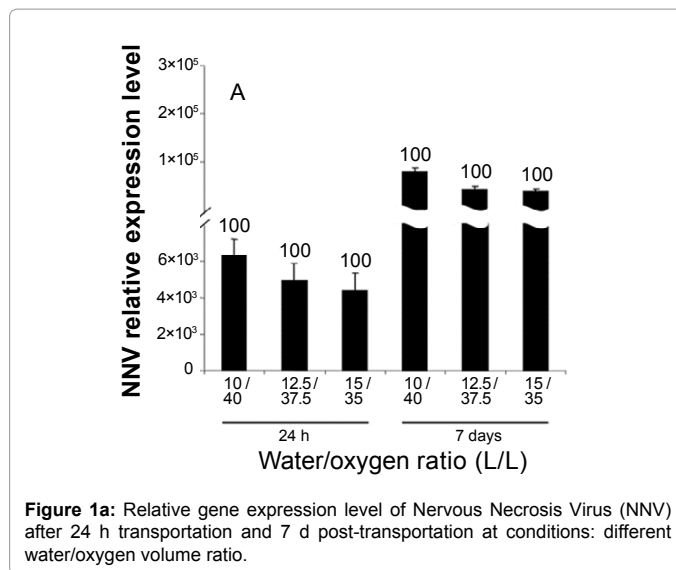
**RNA isolation and real time RT-PCR:** Grouper head total RNA was extracted using TRIzol reagent (Invitrogen) after 24 h and 7 d post-transportation. First-strand cDNA was synthesized using oligo (dT)<sub>20</sub> primer, NNV R3 primer and Superscript III reverse transcriptase (Invitrogen) according to manufacturer protocols. Real-time PCR was performed using iQ SYBR Green Supermix (BIO-RAD) and CFX384 Real-Time PCR Detection System (BIO-RAD) to determine NNV expression levels [12,13]. Primers used were NV3, RGNNV RPCR-F, RGNNV RPCR-R and β-actin (actin-F and actin-R) (Table 1). Reaction conditions were as follows: 95°C for 3 min, followed by 40 cycles at 95°C for 20 s, 60°C for 20 s, 72°C for 20 s and fluorescence detection at 83°C for 20 s. All samples were analyzed in triplicate. Red-Spotted Grouper Necrosis Virus (RGNNV) expression levels were normalized with an internal control (actin) and the normalized gene expression value of the pre-transportation group was regarded as 1. Fish head NNV loads were quantified before transportation. A pQE plasmid containing the NNV RNA2 ORF gene was used to establish the standard curve of NNV RNA 2 copies in real-time PCR. There were 30 copies of NNV RNA 2 per fish.

### Statistical analysis

All data were subjected to one-way analyses of variance (ANOVA). If significant differences were indicated at the 0.05 level, then a multiple-comparisons (Tukey's) test was used to examine significant differences among treatments using SAS computer software (SAS Institute, Cary, NC, USA). Statistical significance required that  $p < 0.05$ .

Name	Sequence
NV R3	5'-CGAGTCAACACGGGTGAAGA-3'
RGNNV RPCR-F	5'-CAGTCCGACCTCAGTACAC-3'
RGNNV RPCR-R	5'-AACACTCCAGCGACACAG-3'
Actin-F	5'-GGCCGCGACCTCACAGACTACCTC-3'
Actin-R	5'-CCTCTGGCAACGGAACCTCTCAT-3'

**Table 1:** Primers used for the quantitative real-time PCR study of actin and NNV genes of grouper *Epinephelus coioides*.



**Figure 1a:** Relative gene expression level of Nervous Necrosis Virus (NNV) after 24 h transportation and 7 d post-transportation at conditions: different water/oxygen volume ratio.

Water/oxygen ratio	DO (mg/L)	CO <sub>2</sub> (mg/L)	pH	Ammonia-N (mg/L)
10 L/40 L	6.14 ± 0.04 <sup>b</sup>	85.87 ± 0.38 <sup>a</sup>	5.63 ± 0.05 <sup>a</sup>	10.40 ± 0.09 <sup>c</sup>
12.5 L/37.5 L	6.37 ± 0.03 <sup>a</sup>	78.03 ± 0.99 <sup>b</sup>	6.35 ± 0.16 <sup>b</sup>	9.55 ± 0.10 <sup>b</sup>
15 L/35 L	6.21 ± 0.03 <sup>b</sup>	76.91 ± 0.99 <sup>b</sup>	6.40 ± 0.03 <sup>b</sup>	8.60 ± 0.14 <sup>a</sup>

**Table 2:** Effects of water/oxygen volume ratios on the water quality of plastic bags packed with grouper at 300/bag and 20°C after 24 h. Values are represented as mean ± S.E. Data in the same column with different letters are different ( $p < 0.05$ ) among treatments.

## Results

### Fish packed at 300/bag at 20°C with different ratios of water/oxygen (10 L/40 L, 12.5 L/37.5 L, 15 L/35 L)

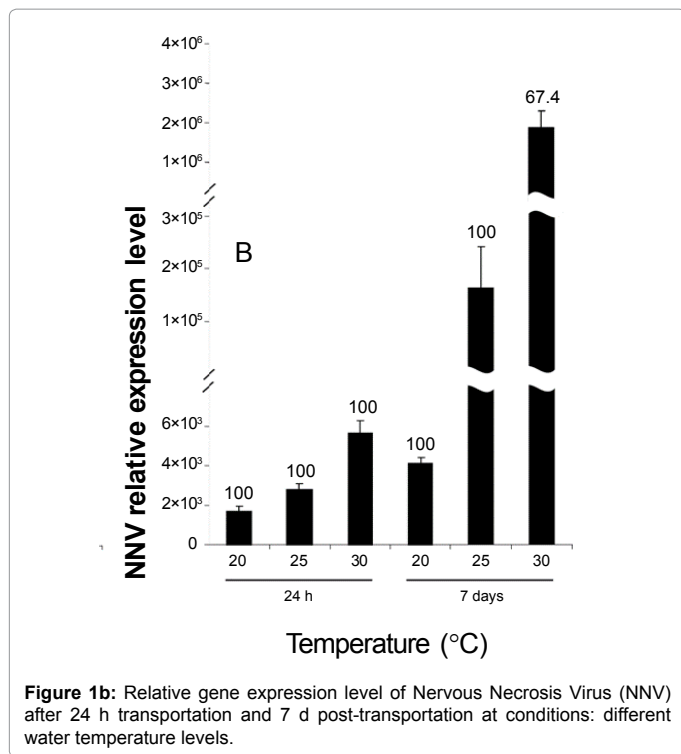
All fry survived in all groups at 24 h of disclosure and after 7 d. The pH values increased directly with water/oxygen ratios and ranged 5.6~6.4, whereas ammonia-N and CO<sub>2</sub> were inversely related to water/oxygen ratios and ranged 8.6~10.4 mg/L and 76~86 mg/L, respectively (Table 1). Fry NNV loads ranged  $4.3 \times 10^3 \sim 6.2 \times 10^3$  and  $4.1 \times 10^4 \sim 7.9 \times 10^4$  at 24 h of disclosure and at 7 d post-release in normal seawater, respectively (Figure 1A).

### Fry packed at 300/bag and a water/oxygen ratio of 12.5 L/37.5 L with different water temperatures (20, 25 and 30°C)

All fry packed at 20, 25 and 30°C survived at 24 h following disclosure. Ammonia-N and CO<sub>2</sub> increased directly with water temperature and ranged 9.3~11.4 mg/L and 83~92 mg/L, respectively, whereas DO and pH were inversely related to water temperature and ranged 5.4~6.2 mg/L and 5.6~6.2, respectively (Table 2). The NNV loads of fry packed at 20 and 25°C ranged  $1.7 \times 10^3 \sim 2.8 \times 10^3$  and  $4.1 \times 10^3 \sim 1.6 \times 10^5$  at 24 h after disclosure and 7 d post-release, respectively. The NNV load of fry packed at 30°C was  $5.6 \times 10^3$  and  $1.9 \times 10^6$  after 24 h of disclosure and at 7 d of post-release in seawater (Figure 1B). The low survival rate (67.4%) of fish packed at 30 °C was associated with high ammonia-N (11.4 mg/L) and CO<sub>2</sub> (92 mg/L) and low DO (5.4 mg/L) and pH (5.57) after 24 h and with high NNV loads ( $1.9 \times 10^6$ ) after 7 d.

### Fry packed at 200, 300, 400 and 500/bag at 20°C with a water/oxygen ratio of 12.5 L/37.5 L

All fry packed at 200, 300 and 400/bag survived at 24 h of disclosure.



**Figure 1b:** Relative gene expression level of Nervous Necrosis Virus (NNV) after 24 h transportation and 7 d post-transportation at conditions: different water temperature levels.

Temperature (°C)	DO (mg/L)	CO <sub>2</sub> (mg/L)	pH	Ammonia-N (mg/L)
20	6.21 ± 0.02 <sup>a</sup>	82.51 ± 0.99 <sup>b</sup>	6.19 ± 0.01 <sup>a</sup>	9.26 ± 0.10 <sup>c</sup>
25	5.79 ± 0.04 <sup>b</sup>	88.48 ± 2.33 <sup>a</sup>	5.62 ± 0.09 <sup>b</sup>	10.22 ± 0.07 <sup>b</sup>
30	5.41 ± 0.03 <sup>c</sup>	92.21 ± 1.50 <sup>a</sup>	5.57 ± 0.03 <sup>b</sup>	11.40 ± 0.03 <sup>a</sup>

**Table 3:** Effect of temperature on water quality in plastic bags packed with grouper at 300/bag with a water/oxygen ratio of 12.5 L/37.5 L after 24 h.

See Table 2 for statistical information.

Ammonia-N and CO<sub>2</sub> increased directly with fry density and ranged 8.2~10.4 mg/L and 78~95 mg/L, respectively, whereas DO and pH were inversely related to fry density and ranged 5.0~8.4 mg/L and 5.8~6.6, respectively. Fish packed at 500/bag exhibited 86.4% survival with low DO (4.36 mg/L) and pH (5.48) and with high ammonia-N (13.63 mg/L) and CO<sub>2</sub> (112 mg/L) (Table 3) and had an average NNV load of 3.4×10<sup>3</sup> (Figure 1C). Fish packed at 400 and 500/bag survived 60.8% and 42.6% at 7 day post-release into normal seawater with high NNV loads of 2.4×10<sup>7</sup> and 3.7×10<sup>7</sup>, respectively (Figure 1C). Low survival rates were associated with high ammonia-N (10 and 13 mg/L), CO<sub>2</sub> (95 and 112 mg/L) and NNV loading (2.4×10<sup>7</sup> and 3.7×10<sup>7</sup>) and low DO (5 and 4.4 mg/L) and pH (5.8 and 5.5) levels.

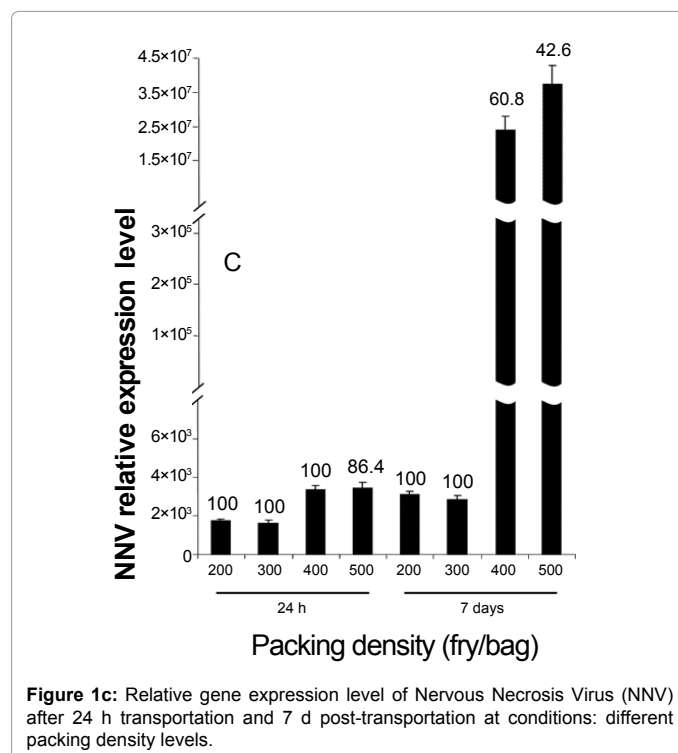
### Fish packed at 300/bag at 20°C with a water/oxygen ratio of 12.5 L/37.5 L and the addition of zeolite particles (5.20 and 30 g/L)

All fry survived in all treatments at 24 h of disclosure and at 7 d of post-release into normal seawater. Ammonia-N and CO<sub>2</sub> were inversely related to zeolite and ranged 6.0~9.5 mg/L and 38~82 mg/L, respectively, whereas DO and pH increased directly with zeolite and ranged 6.4~6.6 mg L<sup>-1</sup> and 6.3~7.6, respectively. Adding zeolite decreased ammonia-N and CO<sub>2</sub> levels and increased DO and pH levels (Tables 4 and 5). Fish packed with zeolite had a 100% survival rate at 7 d post-release into normal seawater, with NNV loads ranging 4.6×10<sup>4</sup>~5.2×10<sup>4</sup> (Figure 1D).

## Discussion

Earlier research on 60-d grouper larvae indicated that packing at 50/L and 23°C were the best transport conditions in terms of survival when tested at packing densities of 50, 100 and 200 larvae/L after 8 h of simulated transport [6]. In the present study, all fry packed at 300/bag with water/oxygen ratios of 10 L/40 L, 12.5 L/37.5 L and 15 L/35 L, survived after 24 h of disclosure and at 7 d post-release. Fry densities in the 10 L/40 L, 12.5 L/37.5 L and 15 L/35 L groups were 300/10 L, 300/12.5 L and 300/15 L which are equivalent to 30, 24 and 20 fry/L, respectively. Therefore, 24 fry/L were determined to be the best packing density for transporting of 55-d grouper.

Higher packing densities increase stresses on fish and result in viral replication leading to fish death [8,14]. In the present study, grouper fry



**Figure 1c:** Relative gene expression level of Nervous Necrosis Virus (NNV) after 24 h transportation and 7 d post-transportation at conditions: different packing density levels.

Packing density (fry/bag)	DO (mg/L)	CO <sub>2</sub> (mg/L)	pH	Ammonia-N (mg/L)
200	8.44 ± 0.12 <sup>a</sup>	78.40 ± 2.33 <sup>c</sup>	6.59 ± 0.07 <sup>a</sup>	8.18 ± 0.08 <sup>d</sup>
300	6.35 ± 0.05 <sup>b</sup>	81.76 ± 2.33 <sup>c</sup>	6.28 ± 0.04 <sup>b</sup>	9.47 ± 0.07 <sup>c</sup>
400	5.04 ± 0.10 <sup>c</sup>	94.83 ± 1.35 <sup>b</sup>	5.83 ± 0.06 <sup>c</sup>	10.37 ± 0.17 <sup>b</sup>
500	4.36 ± 0.08 <sup>d</sup>	112.37 ± 2.27 <sup>a</sup>	5.48 ± 0.03 <sup>d</sup>	13.63 ± 0.10 <sup>a</sup>

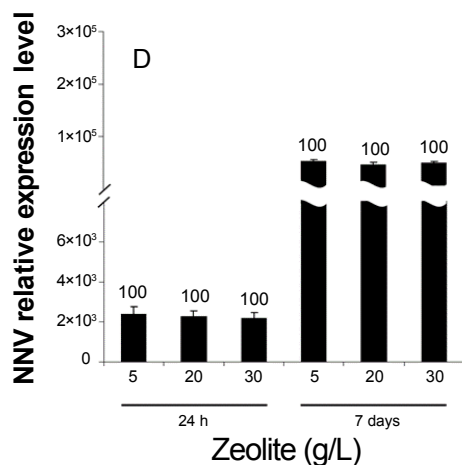
**Table 4:** Effect of packing density on water quality in plastic bags packed with grouper at a water/oxygen ratio of 12.5 L/37.5 L and 20°C after 24 h.

See Table 2 for statistical information.

Zeolite particle (g/L)	DO (mg/L)	CO <sub>2</sub> (mg/L)	pH	Ammonia-N (mg/L)
0	6.35 ± 0.05 <sup>b</sup>	81.76 ± 2.33 <sup>a</sup>	6.28 ± 0.04 <sup>d</sup>	9.47 ± 0.07 <sup>a</sup>
5	6.46 ± 0.04 <sup>a</sup>	42.19 ± 0.99 <sup>b</sup>	6.91 ± 0.03 <sup>c</sup>	6.65 ± 0.09 <sup>b</sup>
20	6.48 ± 0.03 <sup>a</sup>	41.07 ± 0.75 <sup>bc</sup>	7.36 ± 0.03 <sup>b</sup>	6.21 ± 0.04 <sup>c</sup>
30	6.55 ± 0.04 <sup>a</sup>	37.71 ± 0.37 <sup>d</sup>	7.61 ± 0.04 <sup>a</sup>	6.00 ± 0.04 <sup>d</sup>

**Table 5:** Effect of zeolite on water quality in plastic bags packed with grouper at 300 /bag with a water/oxygen ratio of 12.5 L/37.5 L after 24 h.

See Table 2 for statistical information



**Figure 1d:** Relative gene expression level of Nervous Necrosis Virus (NNV) after 24 h transportation and 7 d post-transportation at conditions: different zeolite concentrations. Each bar represents the mean value from 15 determinations with the Standard Error (SE). Data with different letters (a, b, c) (x, y, z) significantly differ ( $p < 0.05$ ) among treatments after 24 h of disclosure and at 7 d post-release in normal seawater. The number above each bar represents survival rate.

packed at 500/bag survived 86.4% and 42.6% after 24 h of stimulated transport and 7 d post-release with NNV loads of  $3.3 \times 10^3$  and  $3.7 \times 10^7$ , respectively. Grouper fry packed at 400/bag experienced 60.8% survival at 7 d post-release with an NNV load of  $2.4 \times 10^7$ . Therefore, grouper fry should not be packed at 400/bag or higher to avoid proliferation of NNV up to  $2.3 \times 10^7$ . A grouper fry packing density of 400/bag is likely to result in increases in ammonia-N ( $> 10.37$  mg/L) and  $\text{CO}_2$  ( $> 94.83$  mg/L) and decreases in DO ( $< 5.04$  mg  $\text{L}^{-1}$ ) and pH ( $< 5.83$ ), leading to increased NNV loads and low grouper survival rates. A (low) survival rate of 42.6% was considered to be associated with a (high)  $3.7 \times 10^7$  NNV load.

The survival rate of 60 d grouper larvae packed at 23°C was higher than in fish packed at 28°C after 8 h of transport [6]. In the present study, all grouper fry packed at 300/bag at 20°C survived after 24 h of disclosure and 7 d post-release. It is interesting to note that grouper fry packed at 300/bag and 3°C survived 100% after 24 h with high ammonia-N (11.4 mg/L) and  $\text{CO}_2$  (92.2 mg/L), low DO (5.41 mg/L) and pH (5.57) and an NNV load of  $5.7 \times 10^3$ , but the survival rate dropped to 67.4% with a significant increase in the NNV load to  $1.9 \times 10^6$ . High NNV replication was considered to be associated with stress caused by high water temperature, ammonia-N and  $\text{CO}_2$  and low DO and pH. Previous research indicated that the copy number of WSSV was much higher at 30°C than that of WSSV at 15, 20 and 25°C [15]. The fact that NNV load was higher at 30°C indicated higher temperatures especially 30°C are more susceptible for NNV replication in the present study.

Water quality parameters like temperature, DO,  $\text{CO}_2$ , pH and ammonia-N are critical factors during live fish transport and are affected by density and other packing conditions. High concentrations of ammonia and  $\text{CO}_2$  result in high mortality during transport [16]. Indian major carp after 48 h of transportation in a plastic bag resulted in a deterioration of water quality due to the accumulation of ammonia and depletion of oxygen that subsequently lead to increase mortality [17]. In the present study, grouper fry packed at 500/bag resulted in high  $\text{CO}_2$  and ammonia-N and low pH at 112 mg/L, 13.6 mg/L and 5.5, respectively, after 24 h of simulated transport with a survival rate

of 86.4%. Therefore, fish packed at high densities suffered deteriorated water quality leading to poor survival rates.

Adding zeolite removes ammonia [18]. Adding zeolite at 7 g/L in bags packed with Indian carp fry reduced the levels of ammonia and increased fry survival rates [17]. In the present study, grouper fry packed in 50 L bag containing zeolite at 5, 20 and 30 g/L significantly reduced ammonia-N to 6.0~6.7 mg/L and  $\text{CO}_2$  to 38~42 mg/L, compared to 9.47 mg/L and 82 mg/L, respectively in controls. Adding zeolite improves water quality and reduces NNV load to  $2.2 \sim 2.4 \times 10^3$  after 24 h and  $4.7 \sim 5.3 \times 10^4$  after 7 d, respectively with a 100% fish survival rate. It is suggested that adding zeolite reduce ammonia concentration that subsequently leads to less viral replication. Therefore, the addition of zeolite resulted in better water quality, lower NNV loads and higher survival rates of fish during simulated transport.

In conclusion, grouper fry packed at 300/bag and a water/oxygen ratio of 12.5 L/37.5 L at a water temperature of 20°C experienced a 100% survival rate after 24 h of disclosure and 7 d post-release in normal seawater and had NNV loads of  $1.7 \times 10^3$  and  $4.2 \times 10^3$ , respectively. Fish packed at 500/bag at 20°C increased  $\text{CO}_2$  to 112 mg/L and ammonia-N to 13.63 mg/L and decreased DO to 4.36 mg/L and pH to 5.48, leading to high mortality after 24 h. Adding zeolite maintains better water quality (DO  $> 6.56$  mg/L, pH  $> 6.9$ , ammonia-N  $< 6.6$  mg/L and  $\text{CO}_2$   $< 42$  mg/L) after disclosure and results in lower NNV loads ( $< 5.0 \times 10^4$ ) at 7 d post-release.

#### Acknowledgement

This research was supported by grants from the National Science Council (NSC 100-2313-B-019-010-My 3), Taiwan and partially supported by the Center of Excellence for the Oceans, National Taiwan Ocean University.

#### References

- Chi SC, Lo CF, Kou GH, Chang PS, Peng SE, et al. (1997) Mass mortalities associated with viral nervous necrosis (VNN) disease in two species of hatchery-reared grouper, *Epinephelus fuscoguttatus* and *Epinephelus akaara* (Temminck and Schlegel). J Fish Dis 20: 85-193.
- Chou HY, Hsu CC, Peng TY (1998) Isolation and characterization of a pathogenic iridovirus from cultured grouper (*Epinephelus* sp.) in Taiwan. Fish Pathol 33: 201-206.
- Mori K, Nakai T, Muroga K, Arimoto M, Mushiaki K, et al. (1992) Properties of a new virus belonging to Nodaviridae found in larval striped jack (*Pseudocaranx dentex*) with nervous necrosis. Virology 187: 378-381.
- Kuo HC, Wang TY, Chen PP, Chen YM, Chung HC, et al. (2011) Real-time quantitative PCR assay for monitoring of nervous necrosis virus infection in grouper aquaculture. J Clin Microbiol 49: 1090-1096.
- Ayson FG, Parazo MM, Reyes Jr DM (1990) Survival of young rabbitfish (*Siganus guttatus* Bloch) under simulated transport conditions. J Appl Ichthyol 6: 161-166.
- Estudillo CB, Duray MN (2003) Transport of hatchery-reared and wild grouper larvae, *Epinephelus* sp. Aquaculture 219: 279-290.
- Amend DF, Croy TR, Goven BA, Johnson KA, McCarthy DH (1982) Transportation of fish in closed systems: methods to control ammonia, carbon dioxide, pH and bacterial growth. Trans Am Fish Soc 111: 603-611.
- Pavlidis M, Angellotti L, Papandroulakis N, Divanach P (2003) Evaluation of transportation procedures on water quality and fry performance in red porgy (*Pagrus pagrus*) fry. Aquaculture 218: 187-202.
- Gou FC, Teo LH, Chen TW (1995) Effects of anaesthetics on the water parameters in a simulated transport experiment of platyfish, *Xiphophorus maculatus* (Günther). Aquacult Res 26: 265-271.
- Solorzano L (1969) Determination of ammonia in natural waters by the phenylhypochlorite method. Limnol Oceanogr 14: 799-801.
- Rand MC, Greenberg AE, Taras MJ (1976) Standard methods for the

- examination of water and wastewater. 14th edn. American Public Health Association, Washington, D.C., USA.
12. Wu YC, Lu YF, Chi SC (2010) Anti-viral mechanism of barramundi Mx against betanodavirus involves the inhibition of viral RNA synthesis through the interference of RdRp. Fish Shellfish Immunol 28: 467-475.
  13. Wu YC, Kai YH, Chi SC (2013) Persistently betanodavirus-infected barramundi (*Lates calcarifer*) exhibit resistance to red sea bream iridovirus infection. Dev Comp Immunol 41: 666-674.
  14. Acerete L, Balasch JC, Espinosa E, Josa A, Tort L (2004) Physiological response in Eurasian perch (*Perca fluviatilis*, L.) subjected to stress by transport and handling. Aquaculture 237: 167-178.
  15. Gao H, Kong J, Li Z, Xiao G, Meng X (2011) Quantitative analysis of temperature, salinity and pH on WSSV proliferation in Chinese shrimp *Fenneropenaeus chinensis* by real-time PCR. Aquaculture 312: 26-31.
  16. Paterson BD, Rimmer MA, Meikle GM, Semmens GL (2003) Physiological response of the Asian sea bass, *Lates calcarifer* to water quality deterioration during simulated live transport: acidosis, red-cell swelling, and levels of ions and ammonia in the plasma. Aquaculture 218: 717-728.
  17. Singh RK, Vartak VR, Balange AK, Ghughuskar MM (2004) Water quality management during transportation of fry of Indian major carps, *Catla catla* (Hamilton), *Labeo rohita* (Hamilton) and *Cirrhinus mrigala* (Hamilton). Aquaculture 235: 297-302.
  18. Bower CE, Turner DT (1982) Ammonia removal by clinoptilolite in the transport of ornamental freshwater fishes. Prog Fish-Cultur 44: 19-23.