



HAL
open science

Hydroarylation of enamides enabled by HFIP via a hexafluoroisopropyl ether as iminium reservoir

Nicolas Zeidan, Sergiu Bicic, Robert Mayer, David Lebœuf, Joseph Moran

► **To cite this version:**

Nicolas Zeidan, Sergiu Bicic, Robert Mayer, David Lebœuf, Joseph Moran. Hydroarylation of enamides enabled by HFIP via a hexafluoroisopropyl ether as iminium reservoir. *Chemical Science*, 2022, 13 (28), pp.8436-8443. 10.1039/D2SC02012B . hal-03801034

HAL Id: hal-03801034

<https://hal.science/hal-03801034v1>

Submitted on 6 Oct 2022

HAL is a multi-disciplinary open access archive for the deposit and dissemination of scientific research documents, whether they are published or not. The documents may come from teaching and research institutions in France or abroad, or from public or private research centers.

L'archive ouverte pluridisciplinaire **HAL**, est destinée au dépôt et à la diffusion de documents scientifiques de niveau recherche, publiés ou non, émanant des établissements d'enseignement et de recherche français ou étrangers, des laboratoires publics ou privés.

Hydroarylation of Enamides Enabled by HFIP via a Hexafluoroisopropyl Ether as Iminium Reservoir

Nicolas Zeidan,¹ Sergiu Bicic,¹ Robert J. Mayer,¹ David Lebœuf* and Joseph Moran*

Received 00th January 20xx,
Accepted 00th January 20xx

DOI: 10.1039/x0xx00000x

Here we describe that HFIP greatly expands the scope with respect to both reaction partners of the Brønsted acid-catalyzed hydroarylation of enamides. The reaction is fast and practical and can be performed on the gram scale. A hexafluoroisopropyl ether intermediate was isolated from the reaction mixture and was shown to convert to the product when resubmitted to the reaction conditions. Extensive kinetic studies and computations reveal that the hexafluoroisopropyl ether is formed rapidly and serves as a slow-release reservoir for the key cationic intermediate, preventing the oligomerization of the substrate under the reaction conditions. Given the relatively low electrophilicity of the cationic intermediates in the present study, this overlooked mechanism is likely operative in many other reactions involving carbocations in HFIP.

Introduction

N-Benzyl amides, and more generally *N*-benzyl amines, are present in numerous biologically active compounds, natural products, pharmaceuticals, and agrochemicals.¹ The development of new, simple, yet synthetically useful methods for their preparation is highly sought. Among the methods of choice to access *N*-benzyl amides are the intermolecular hydroamidation of styrenes² and the Ritter reaction,³ the scope of both of which are limited (Scheme 1.A). The hydroamidation is generally not compatible with a large variety of *N*-protecting groups; the Ritter reaction can only form secondary amides. As an alternative, several protocols involving the hydrogenation of versatile enamides⁴ bearing an aryl group in the alpha position have been developed;⁵ however, the preparation of the requisite starting materials may require multi-step synthesis.

More recently, the groups of Zhu and Nevado pioneered nickel-catalysed enantioselective reductive hydroarylation⁶ of enamides with iodoarenes (Scheme 1.B).⁷ These reactions assemble more complex *N*-benzyl amides from simpler enamide precursors, but require sophisticated ligands, a large excess of silane as a hydride source, inert conditions (i.e. oxygen/water-free) and pre-activated arenes. Only three examples of redox neutral hydroarylation of enamides to *N*-benzyl amides have been reported. The groups of Terada, Zhou and Zhang showed that Brønsted acids (chiral phosphoric acid) or Lewis acids (FeCl₃) promote the coupling of enamides with strongly electron-rich, dual H-bond donor/acceptor (hetero)arenes, such as indoles and 2-naphthols via the formation of a postulated acyl iminium intermediate.⁸ The limitation of enamide

hydroarylation to these specific nucleophiles is likely due to the relative instability of the iminium intermediates. Radical processes are fraught with similar limitations.⁹

Our group has ongoing interest in using hexafluoroisopropanol (HFIP)¹⁰ as a solvent to overcome limitations in Brønsted or Lewis acid-catalysed transformations.^{11,12} HFIP can augment the lifetime of cationic intermediates due to its high polarity, low nucleophilicity, and its capacity to stabilize transient intermediates by forming strong H-bond networks. We anticipated that these properties could increase the stability of the iminium intermediate and expand the scope of the hydroarylation reaction.¹³ Herein we disclose a method based on the use of HFIP that enables the hydroarylation of enamides by widely available (hetero)arenes (Scheme 1.C), turning this redox-neutral transformation into a complementary alternative to reductive transition metal-catalysed methods employing iodoarenes. Among the advantages of this approach are (i) an operationally simple and demonstrably scalable metal-free protocol, (ii) the use of (hetero)arenes that are not pre-functionalised, and (iii) a broad functional group tolerance. Perhaps most importantly, (iv) a detailed mechanistic investigation featuring kinetic studies and DFT computations demonstrates that reversibly formed HFIP ether intermediates are crucial to the success of this transformation, providing new insights into HFIP-mediated processes in general.

Results and discussion

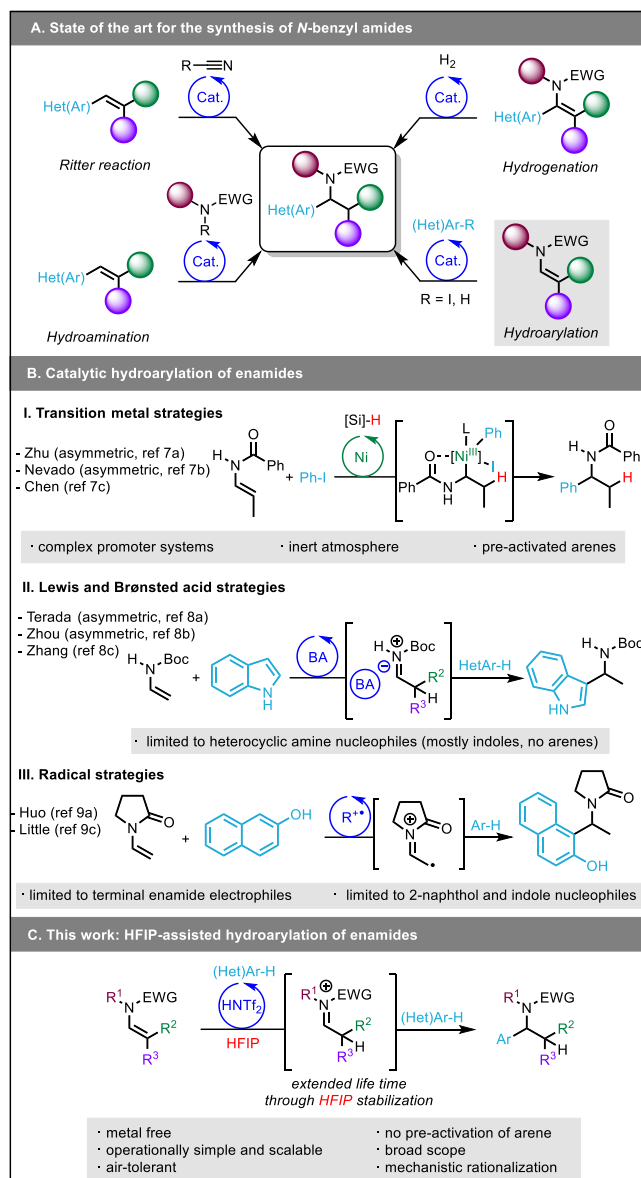
Optimisation studies

We began our studies by investigating the reactivity of *N*-vinylformamide **1a** (NVF) with mesitylene **2a** in the presence of triflic acid (TfOH, 10 mol%) at 60 °C (Table 1). After 4 h, the target product **3a** was obtained in 92% yield (Entry 1). In contrast, the use of common organic solvents such as MeCN, DCM, and MeNO₂ led only to the oligomerization of the enamide (Entries 2-4). In the case of *i*-PrOH, while the reaction did not yield **3a**, hemiaminal **4** was isolated

Institut de Science et d'Ingénierie Supramoléculaires (ISIS), CNRS UMR 7006,
Université de Strasbourg, 8 allée Gaspard Monge, 67000 Strasbourg, France
dleboeuf@unistra.fr
moran@unistra.fr

¹ N.Z., S.B. and R. J. M. contributed equally.

Electronic Supplementary Information (ESI) available: [details of any supplementary information available should be included here]. See DOI: 10.1039/x0xx00000x



Scheme 1. Strategies toward the synthesis of *N*-benzyl amides.

in 72% yield (Entry 5). Trifluoroethanol (TFE) also proved to be a suitable solvent for the reaction, affording **3a** in 90% yield (Entry 6). Then, the influence of the reaction parameters on the reaction outcome was examined. Lowering the concentration, the catalyst loading, or the amount of mesitylene led to a decrease in efficiency (Entries 7-9). Of note, the reaction could be conducted at ambient temperature, albeit at a slower rate (Entry 10). The use of bistrifluoromethylsulfonimide (HNTf₂) delivers **3a** in a nearly quantitative yield (Entry 11), and it was subsequently chosen for exploring the scope of the transformation.

Scope and limitations

Having established the optimal reaction conditions, we next explored the scope of (hetero)arenes using **1a** as an electrophile (Scheme 2). The reaction tolerated most of the (hetero)arenes tested, affording the products **3** in a range from 48% to quantitative yields (**3a-3p**). However, the arenes must be sufficiently nucleophilic to enable the

Table 1. Optimisation of reaction conditions for the formation of *N*-benzyl amide **3a**.

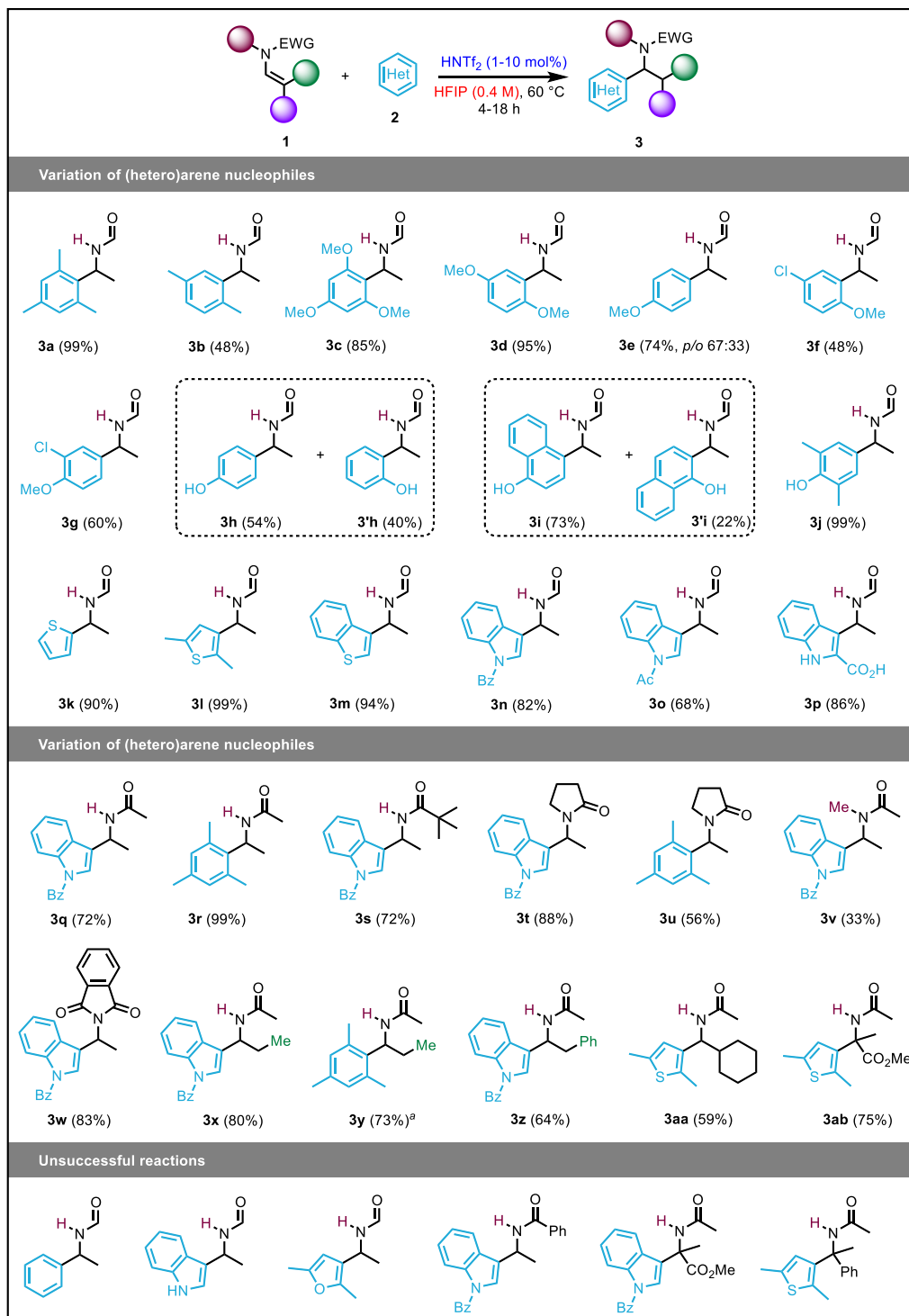
Entry	Variation from standard conditions ^a	Yield 3a (%)
1	none	92
2	MeCN instead of HFIP	-
3	DCM instead of HFIP	-
4	MeNO ₂ instead of HFIP	-
5	<i>i</i> -PrOH instead of HFIP	- (72) ^c
6	TFE instead of HFIP	90
7	0.2 M instead of 0.4 M	83
8	5 mol% TfOH instead of 10 mol%	74
9	2 equiv 2a instead of 5 equiv	77
10 ^b	22 °C instead of 60 °C	75
11	HNTf ₂ instead of TfOH	99
12	without HNTf ₂	n.r.

^a Reactions performed in a sealed tube. ^b 18 h reaction time. ^c Yield of product **4**.

reaction, as no product was observed with benzene. Importantly, arenes incorporating halide functionalities, such as 3- and 4-chloroanisole, were tolerant to our reaction conditions to afford **3f** and **3g**, in 48% and 60% yield, respectively. In the case of phenol and 1-naphthol, a mixture of regioisomers was obtained that could be separated by flash column chromatography to provide the corresponding products (**3h/3'h** and **3i/3'i**) in synthetically useful yields. In turn, using an *ortho*-disubstituted phenol led to the target product **3j** in a nearly quantitative yield. With respect to heteroarenes, thiophene derivatives (**3k-3m**) were obtained in high yields (83-99%). The robustness of this catalytic system was further demonstrated by a gram-scale (15 mmol) synthesis of compound **3n** starting from 2,5-dimethylthiophene (2.74 g, 99% yield). Furans and free (NH)-indoles underwent direct oligomerisation, likely due to their protonation/decomposition. However, by adding an electron-withdrawing group at nitrogen or the C-2 position, indoles became stable under the reaction conditions, delivering products **3n-3p** in yields from 52 to 86%. Of note, in the case of heterocyclic nucleophiles, the catalyst loading was decreased from 10 mol% to 1 mol% to minimise decomposition of the product or decay pathways of the starting materials. A nitrogen heterocycle - *N*-benzoylindole - and an arene - mesitylene - were then chosen to study the scope of enamides. In general, the reaction was compatible with a broad range of enamides to afford the corresponding products (**3q-3ab**) in yields ranging from 33% to 99%. The reaction was also tolerant to the use of a bulkier substituent on the nitrogen (**3s**), albeit at a slower rate (24 h vs 6 h). Attempts to increase the reaction temperature to 80 °C proved to be detrimental to the reactivity as, in most cases, it

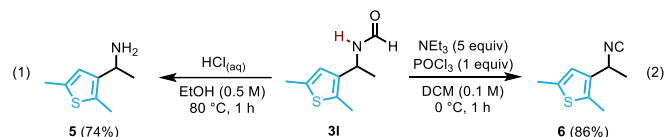
led to the decomposition of the substrates. On the other hand, *N*-vinylbenzamide only gave traces of the target product, yielding several byproducts resulting from intramolecular and dimerisation reactions. Cyclic enamides such as *N*-vinylpyrrolidin-2-one were tolerated as well to provide products **3t** and **3u** in 88% and 56% yields, respectively. The reaction was also achieved in 83% yield with 2-vinylisoindoline-1,3-dione. The reaction was not limited to

terminal enamides but could be also extended to di- and tri-substituted enamides (**3y-3aa**, 59-73% yields). Finally, methyl 2-acetamidoacrylate could be employed as electrophile to yield α -methyl- α -3-thienylglycine **3ab** in 75% yield. Here, the functional group used is critical, as replacing the ester by a phenyl group led to decomposition of the substrate.



Scheme 2. Scope and limitations of the reaction. ^a TfOH used as a catalyst.

To illustrate the utility of the compounds, the deprotection of formamide **3I** was carried out to furnish free amine **5** in 74% yield (Equation 1). Our methodology also offers a straightforward access to densely functionalised isocyanides such as **6** (Equation 2),¹⁴ which are particularly useful as reaction partners in cycloadditions, in multi-component reactions,¹⁵ or as bioactive molecules.¹⁶



Mechanistic studies

To obtain further insights into the reaction mechanism, we conducted a series of NMR experiments. On the NMR timescale, **1a** exists as a mixture of *E*- and *Z*-isomers, which interconvert via a barrier of 81.7 kJ mol⁻¹ as determined by a 2D-EXSY experiment (Figure 1A, Supporting Information).¹⁷ This rotational barrier is of similar magnitude to other formamides in DMSO.¹⁸ When 0.1

equiv of TfOH was added to a solution of **1a** in HFIP followed by 4 equiv of mesitylene (**2a**), the resonances of a newly formed hemiaminal **1-HFIP** were immediately detected (< 1 min, Figure 1B). Interestingly, such species have only been sporadically reported in the literature.¹⁹ Within the first hour of the reaction, **1a** was completely consumed and both **1-HFIP** and the two rotamers **3a_E** and **3a_Z** were formed. During this initial phase of the reaction, the kinetics of all species were found to follow 0th-order behaviour. After full consumption of **1a**, the concentration of **1-HFIP** reached its maximum. Subsequently, the kinetics changed and disappearance of the resonances of **1-HFIP** was accompanied by an increase of those of **3a_E**/**3a_Z**. In contrast to the first, linear phase of the reaction, the disappearance of **1-HFIP** as well as the formation of both rotamers of **3a** could be fitted to mono-exponential decrease and increase functions, respectively, indicating first-order kinetics. To verify the identity of the hemiaminal **1-HFIP**, **1a** was next subjected to the reaction conditions on a preparative scale. After aqueous workup, **1-HFIP** was isolated in 27% yield and was characterized by 2D NMR spectroscopy (Figure 1C).

To elucidate the reaction orders of all species, the reaction was next analysed by *in-situ* IR spectroscopy under similar conditions as those of the NMR kinetics (Figure 2A). The linear relationship of the IR absorbance at 1652 cm⁻¹ and the concentration of **1a** was used to determine the time-dependent concentration of **1a** during the kinetic runs. Analogous to the NMR kinetics (Figure 1B), the initial phase of the IR kinetics was characterized by a 0th order decay of the concentration of **1a**, from which the initial rate k_{init} of the reaction was determined by means of linear regression (Figure 2B). Next, the kinetics of the reaction of **1a** with **2a** catalysed by HOTf were studied at different concentrations of all three reaction partners. Correlations of the initial rates with the reactant concentrations were then used to derive the reaction orders. The linear correlation of k_{init} with both [**2a**] and [HOTf] suggests that the reaction is first-order in these two species (Figure 2C/D). However, with increasing concentration of **1a** the initial rate decreases, implying a negative reaction order in **1a** (Figure 2E).

When the reaction was performed in deuterated HFIP, a slightly reduced initial rate k_{init} was observed, from which a solvent KIE of 1.20 ± 0.05 was derived (Figure 3A). As the O-D proton is in rapid exchange with the relatively small amounts of HOTf in the reaction, the active acid involved in the protonation of **1a** is almost exclusively deuterated. The absence of a large primary isotope effect suggests that protonation of **1a** to an iminium intermediate is not rate-determining. Analysis of the reaction product by mass spectrometry and NMR spectroscopy indicated significant deuteration of **3a**. ²H NMR spectroscopy (Figure 3C) was next used to verify the site of deuteration, and deuterium incorporation was found to occur almost exclusively at the newly formed CH₃ group, in line with the mechanism shown in Figure 1A. Notably, analysis by mass spectrometry showed that multiple isotopologues of **3a** were formed, including di- and tri-deuterated **3a** (Figure 3B). Accordingly, the initial protonation of **1a** to give the iminium intermediate **1a-H⁺** can be considered reversible and relatively fast with respect to the

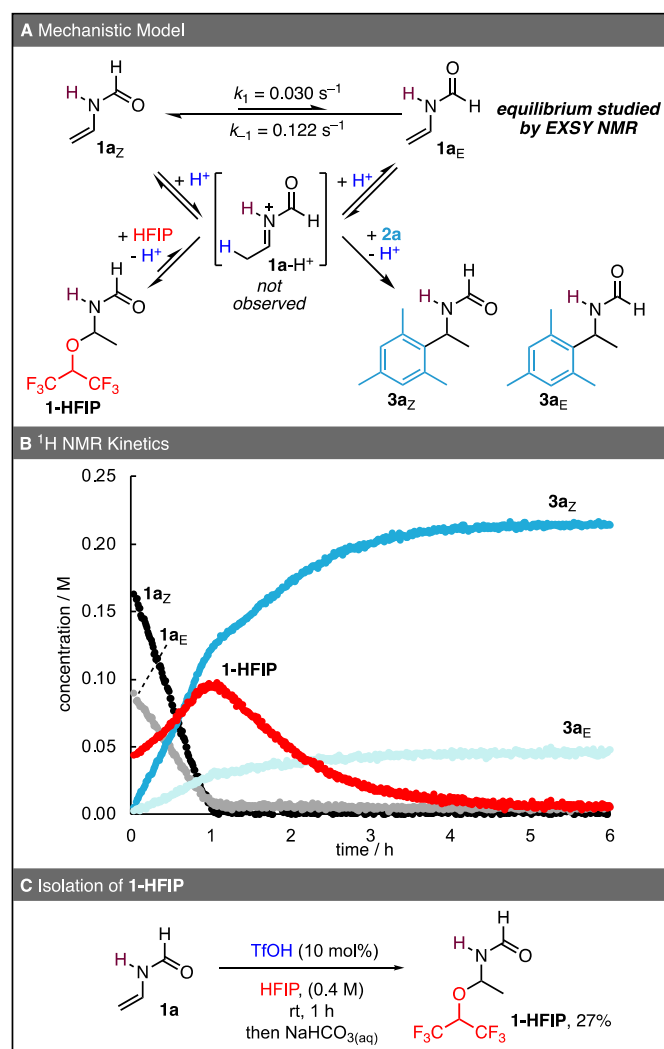


Figure 1. (A) Proposed reaction mechanism and isomerisation rates of **1a** from 2D-EXSY NMR at 23 °C. (B) ¹H NMR kinetics of a reaction of **1a** (0.4 M) and **2a** (1.6 M) in the presence of TfOH (0.04 M) at 23 °C in HFIP containing 8.3 vol% C₆D₆. Concentrations were determined by using tetrachloroethane as an internal standard. (C) Isolation of **1-HFIP**.

subsequent nucleophilic addition of either HFIP (to yield **1-HFIP**) or **2a** (to yield **3a**).

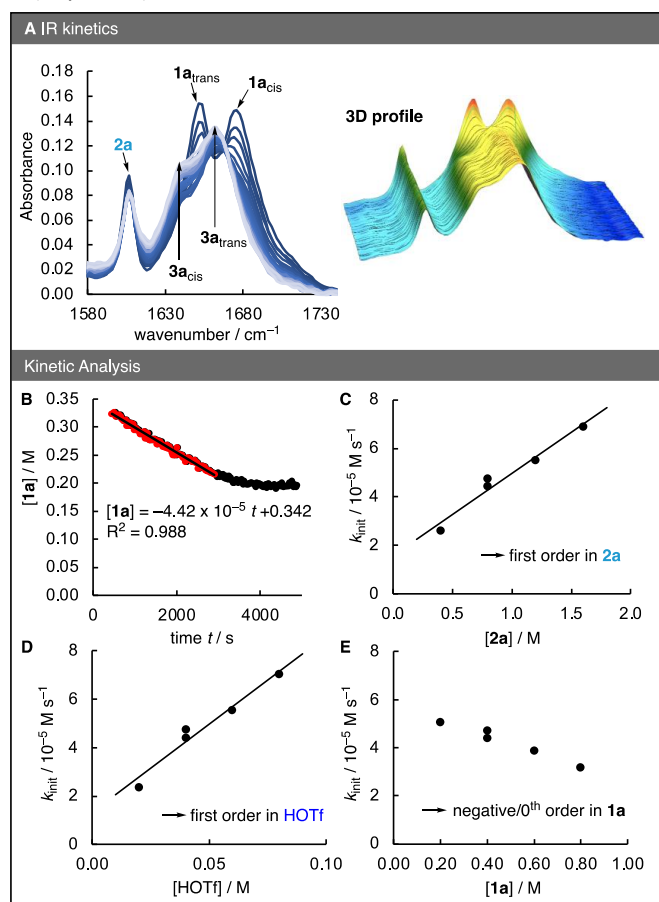


Figure 2. (A) *In-situ* IR spectra of the reaction of **1a** (0.4 M) and **2a** (0.8 M) in the presence of TfOH (0.04 M) at 23 °C in HFIP and (B) time-dependent concentrations of **1a**. The red data points were used to for the linear regression to determine the initial rate k_{init} . (C) Correlations of k_{init} vs. **[2a]**, (D) of k_{init} vs. **[HOTf]** and (E) of k_{init} vs. **[1a]** to derive reaction orders.

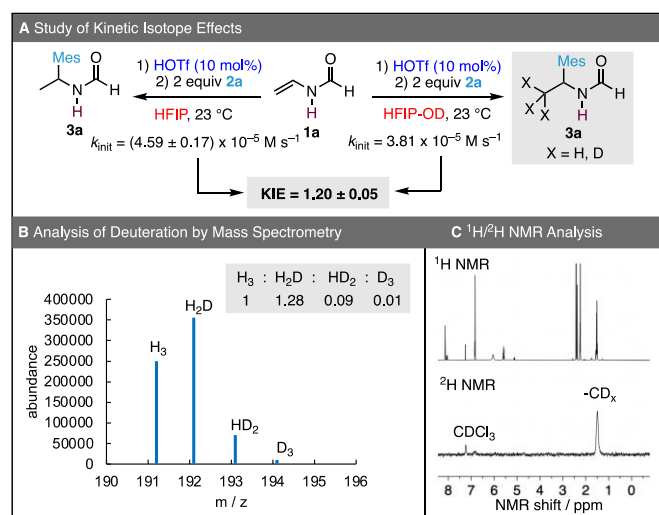


Figure 3. (A) Initial rates k_{init} from IR kinetics of the reaction of **1a** (0.4 M) and **2a** (0.8 M) in the presence of TfOH (0.04 M) at 23 °C in deuterated and non-deuterated HFIP. (B) Analysis of the reaction product **3a** obtained in (A) in deuterated HFIP by mass spectrometry and (C) by ^1H and ^2H NMR.

While we were unable to directly observe the iminium intermediate **1a-H⁺**, the results of the kinetics and deuteration experiments provide compelling evidence for the mechanism of the reaction: After a fast pre-equilibrium to yield an iminium ion, slow subsequent nucleophilic addition occurs. Such pre-equilibrium conditions followed by a slower subsequent reaction are typical conditions under which (pseudo)-0th order kinetics have previously been observed,²⁰ in line with our experiments. While the mechanism in Figure 1A explains the apparent first order in both acid and nucleophile, one would expect a 0th order dependency in **1a**. The small negative reaction order indicated by Figure 2E might therefore be caused by small amounts of basic impurities in **1a** which quench the acid catalyst, thereby masking a potential 0th order in **1a**.

DFT computations

Lastly, DFT computations at the SMD(HFIP)/MN15/def2-TZVP level of theory were performed to investigate the nature of the rate-determining step, namely the addition of either HFIP or mesitylene **2a** to the iminium intermediate.²¹ The iminium intermediate **1a-H⁺** was chosen as a starting point for the computations since the energetics for the protonation of **1a** are not meaningfully computable. This choice was made because the true nature of the effective acid in our reaction (protonated HFIP, TfOH, H_3O^+ depending on the content of H_2O , etc.) is difficult to pinpoint. Additionally, a correct description of proton transfer steps is heavily dependent on the solvation model used and is not well-described by implicit solvation.

We next investigated the formation of the HFIP adduct **1a-HFIP**. When trying to optimize the structure of **1a-HFIP-H⁺**, which is the adduct of **1a-H⁺** with HFIP, dissociation into the reactants occurred indicating a high endergonicity of this species (Figure 4A). Consequently, no transition state could be localized for the direct formation of **1-HFIP-H⁺**. The reason for this observation is likely due to the insufficient description of the solvent by the implicit solvation model. Accordingly, the inclusion of an explicitly coordinated base, e.g. an additional molecule of HFIP, TfO⁻ or H_2O , stabilized both the transition state and the adduct **1-HFIP-H⁺** by allowing a proton-transfer, thereby enabling their computational investigation (Figure 4B/C).

Depending on the basicity of the base explicitly added, both the activation barrier for the oxygen-attack as well as the Gibbs free energy of the reaction change (Figure 4B/C). Additionally, in the case of H_2O and TfO⁻, energetically favourable reactant complexes were observed, which, in the case of TfO⁻, corresponds to an ion pair. The highest barrier for the oxygen-attack of HFIP at the iminium ion **1a-H⁺** was obtained when HFIP itself acted as a base for the proton-transfer. Significantly lower barriers were observed with molecules of H_2O or TfO⁻ (solvated by an explicit molecule of HFIP) acting as base. Experimentally, formation of the adduct **1a-HFIP** was found to be reversible. However, this could not be computationally studied in a straightforward way due to the significant amount of HOTf present in the reaction (10 mol%): While the reactions of the ion pair of **1a-H⁺** with TfO⁻/HFIP or with H_2O as base are only slightly exergonic (-2.8

and -4.2 kJ mol^{-1} , respectively) and thus reversible, the computed energy value for the reaction of **1a** + HFIP to yield **1a**-HFIP is

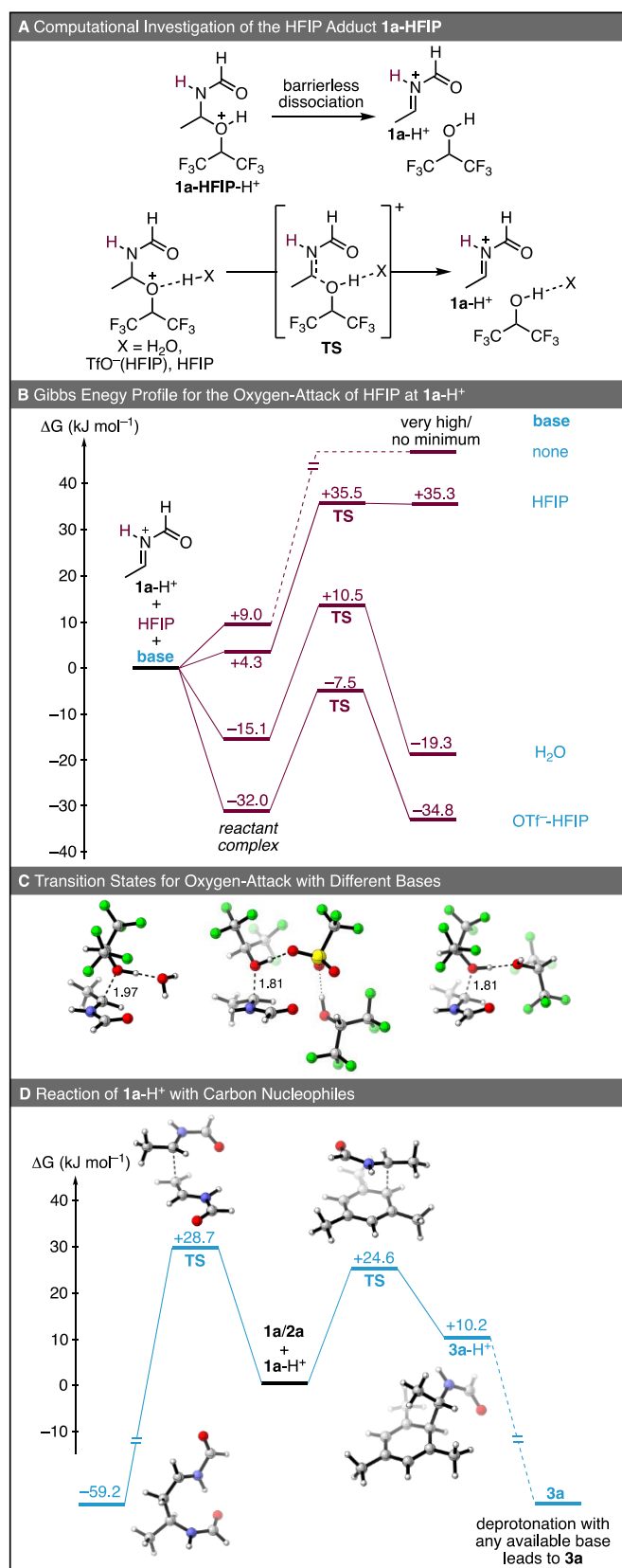


Figure 4. Computational investigations of oxygen- and carbon-attack of **1a**-H⁺ with HFIP and **1a/2a** at the SMD(HFIP)/MN15/def2-TZVP level of theory. All depicted 3D structures correspond to the lowest-energy conformers for each point.

significantly more negative ($-47.4 \text{ kJ mol}^{-1}$). Accordingly, the experimental reality lies somewhere between those two values.

Next, we investigated the barrier for the reaction of **1a**-H⁺ with both mesitylene (**2a**) and **1a**, the latter reaction being the starting point for the undesired polymerization of **1a** in HFIP (Figure 4D). In agreement with our experimental findings indicating little polymerization, **1a**-H⁺ reacts via a 4.1 kJ mol^{-1} lower barrier with mesitylene (**2a**) than with **1a**. Fast proton transfer of the resulting Wheland-complex to any available base (e.g. HFIP, TfO⁻, **1a**, H₂O, etc.) yields the final reaction product **3a**, thereby restoring the catalytic cycle. The computed activation barrier for the reaction of **1a**-H⁺ with **2a** ($+24.6 \text{ kJ mol}^{-1}$) is in a similar range as that for oxygen-attack of HFIP ($+24.5 \text{ kJ mol}^{-1}$ with TfO⁻/HFIP or $+25.6 \text{ kJ mol}^{-1}$ with H₂O), thus being in line with the experimental observation of both reactions happening concurrently at the beginning of the kinetics (Figure 1B).

Finally, we computationally compared the solvent HFIP to its non-fluorinated parent *i*PrOH. In *i*PrOH, only the formation of the ether **4** was observed experimentally, indicating that formation of **4** is either more exergonic than that of **1a**-HFIP in HFIP or that the nucleofugality of the *i*PrOH is higher than that of HFIP, thus, the product is kinetically stabilized. As discussed above, the highly acidic nature of our reaction medium makes comparisons of the overall energetics of the reaction challenging. Additionally, comparisons of the energetics in different solvents would require an accurate computational description of the solvent, which is not necessarily the case. However, HFIP is not parametrized within most computational software packages and has to be manually defined (see the Supporting Information). Thus, we compared the relative energetics of **4** and **1a**-HFIP by means of an isodesmic reaction computed in the gas-phase (Figure 5A). This analysis indicated that the stability of **4** is only slightly higher than that of **1a**-HFIP by 5.9 kJ mol^{-1} .

In contrast to the reaction with HFIP (Figure 4A), a transition state for the direct addition of *i*PrOH at **1a**-H⁺ could be located and the protonated ether **4**-H⁺ is stable toward dissociation (Figure 5B, left). This observation is in line with the higher Bronsted basicity of *i*PrOH compared to HFIP. To be able to directly compare the oxygen-attack of *i*PrOH to that of HFIP in solution, we additionally investigated the reaction of **1a**-H⁺ with *i*PrOH coordinated to an explicit molecule of water as a model base (Figure 5B, right; cf. Figure 4B for HFIP). Inclusion of the additional water molecule did not alter the activation barrier for addition of *i*PrOH but resulted in the reaction being thermodynamically more favourable. Compared to the oxygen-attack of HFIP, the most striking difference in the pathway with *i*PrOH is the different barrier for the reverse reaction. While the barrier for the reverse reaction of **1a**-HFIP is computed at 29.8 kJ mol^{-1} , the value is 53.7 kJ mol^{-1} for **4**. While our computations are at best qualitative, they suggest that one of the main differences in the reactivities of *i*PrOH and HFIP is the higher nucleofugality of the latter, which renders solvent-trapping reversible.

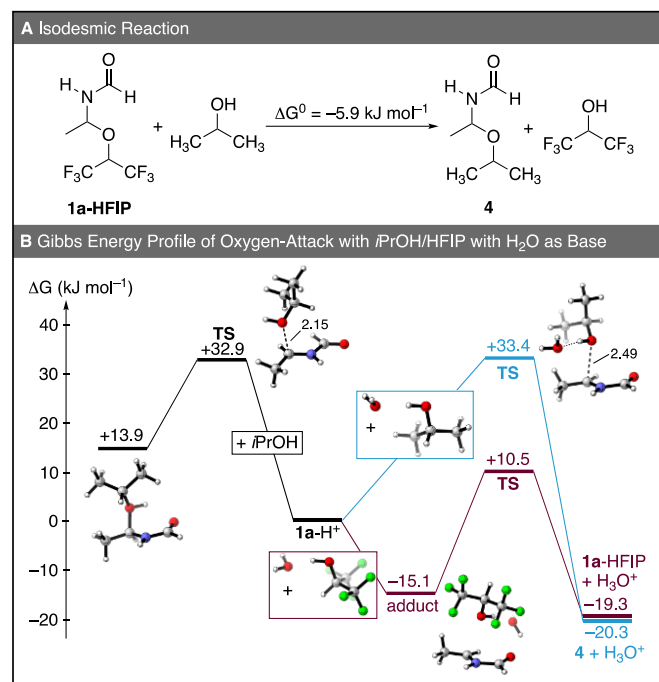


Figure 5. (A) Isodesmic reaction at MN15/def2-TZVP level of theory in gas phase. (B) Gibbs energy profile for the reaction of 1a-H⁺ with $i\text{PrOH}$ and HFIP at the SMD(HFIP or $i\text{PrOH}$)/MN15/def2-TZVP level of theory. All depicted 3D structures correspond to the lowest-energy conformers for each point.

In contrast to many reports that only hypothesized about the precise nature by which HFIP promotes reactions in Lewis and Brønsted acid catalysis,^{10e} our mechanistic studies reveal how HFIP enables the addition of arenes to the key iminium intermediate formed by reversible protonation of the enamide precursor. Authors typically claimed that HFIP stabilizes cationic intermediates due to its low nucleophilicity, relatively high dielectric constant, and H-bond network. However, these factors are not of relevance in our study as HFIP does not stabilize the iminium intermediates, but rather reacts with them reversibly to generate HFIP ethers, thereby precluding the oligomerization of the substrates observed in other solvents. As the electrophilicities of the iminium ions formed in this study are expected to be lower than many of the cationic intermediates previously investigated in HFIP,^{10e} mechanisms involving reversible cation trapping are likely of much more general importance in reactions performed in HFIP than previously appreciated.

Conclusions

In conclusion, we have developed a simple protocol for the hydroarylation of enamides which provides access to a diverse array of synthetically useful *N*-benzyl amides. The present method is another addition to the family of HFIP-enabled reactions. A wide scope of (hetero)arenes was displayed and a broad range of functional groups on the enamide was tolerated. All the reactions reported herein proceed via the use of readily available precursors without requiring any pre-activation step and produce no stoichiometric waste. Mechanistic studies show that, after initial protonation of the enamide, an iminium intermediate is formed

which reacts with both HFIP and the (hetero)arene nucleophile to give both the product and the ether adduct. Subsequent heterolysis of the latter leads to full conversion to the target products in a slower subsequent step. This demonstrates that the central role of HFIP is to trap the highly reactive iminium intermediate to generate a reservoir species for the hydroarylation, thus preventing undesired side reactions. A similar reservoir effect is likely operative in many other reactions involving carbocationic intermediates in HFIP.

Data Availability

All experimental procedures, characterisation data, mechanistic investigations and NMR spectra for all new compounds can be found in the ESI.

Author Contributions

Conceptualization, D.L.; Methodology, D.L. and J.M.; Investigation, N.Z., S.B. and R.J.M.; Writing - Original Draft, N.Z., S.B. and R.J.M.; Writing - Review & Editing, D.L. and J.M.; Funding Acquisition, J.M.; Supervision, D.L. and J.M.

Conflicts of interest

There are no conflicts to declare.

Acknowledgements

This work was supported by the Interdisciplinary Thematic Institute SysChem via the IdEx Unistra (ANR-10-IDEX-0002) within the program Investissement d'Avenir. N.Z. thanks the EU for a H2020 Marie Skłodowska Curie Fellowship (896219). S.B. thanks the CSC Graduate School funded by the French National Research Agency (CSC-IGS ANR-17-EURE-0016). R.J.M. thanks the Deutsche Forschungsgemeinschaft (DFG, German Research Foundation) for a fellowship (MA 9687/1–1). Computations were performed at the High Performance Computing Center of the University of Strasbourg. Part of the computing resources were funded by the Equipex Equip@Meso project (Programme Investissements d'Avenir) and the CPER Alsacalcul/Big Data. The authors thank Wahnyalo Kazone for HRMS analysis. D.L. and J.M. thank the CNRS. D.L. thanks Dr. Guillaume Force for seminal studies.

Notes and references

- (a) S. A. Lawrence. *Amines: Synthesis, Properties and Applications*; Cambridge University Press: Cambridge, 2004; (b) A. Ricci. *Amino Group Chemistry: From Synthesis to the Life Science*; Wiley-VCH: Weinheim, 2008. (c) T. C. Nugent. *Chiral Amine Synthesis: Methods, Developments and Applications*; Wiley-VCH: Weinheim, 2010.
- For selected reviews on hydroamination, see: (a) T. E. Müller, K. C. Hultzsich, M. Yus, F. Foubelo and M. Tada, *Chem. Rev.*, 2008, **108**, 3795–3892; (b) L. Huang, M. Arndt, K. Gooßen, H. Heydt and L. J. Gooßen, *Chem. Rev.*, 2015, **115**, 2596–2697; (c) E. Bernoud, C. Lepori, M. Mellah, E. Schulz and J. Hannedouche, *Catal. Sci. Technol.*, 2015, **5**, 2017–2037; (d) A.

- L Reznichenko and K. C. Hultsch, Hydroamination of Alkenes. In *Organic Reactions*; Denmark, S. E., Ed.; Wiley & Sons: New York, 2015; Vol. 88.
- 3 For selected reviews on the Ritter reaction, see: (a) A. Guérinot, S. Reymond and J. Cossy, *Eur. J. Org. Chem.*, 2012, 19-28; (b) G. M. Ziarani, F. S. Hasankiadeh and F. Mohajer, *ChemistrySelect*, 2020, **5**, 14349-14379; (c) M.-E. Chen, X.-W. Chen, Y.-H. Hu, R. Ye, J.-W. Lv, B. Li and F.-M. Zhang, *Org. Chem. Front.*, 2021, **8**, 4623-4664.
 - 4 For selected reviews on enamides, see: (a) R. Matsubara and S. Kobayashi, *Acc. Chem. Res.*, 2008, **41**, 292-301; (b) D. R. Carbery, *Org. Biomol. Chem.*, 2008, **6**, 3455-3460; (c) K. Gopalaiiah and H. B. Kagan, *Chem. Rev.*, 2011, **111**, 4599-4657; (d) N. Gigant, L. Chausset-Boissarie and I. Gillaizeau, *Chem. Eur. J.*, 2014, **20**, 7548-7564; (e) T. Courant, G. Dagousset and G. Masson, *Synthesis*, 2015, **47**, 1799-1856; (f) M.-X. Wang, *Chem. Commun.*, 2015, **51**, 6039-6049; (g) F. Beltran and L. Miesch, *Synthesis*, 2020, **52**, 2497-2511; (h) T. Zhu, S. Xie, P. Rojsitthisak and J. Wu, *Org. Biomol. Chem.*, 2020, **18**, 1504-1521; (i) T. Varlet and G. Masson, *Chem. Commun.*, 2021, **57**, 4089-4105.
 - 5 For selected reviews on the hydrogenation of enamides, see: (a) J.-H. Xie, S.-F. Zhu and Q.-L. Zhou, *Chem. Rev.*, 2011, **111**, 1713-1760; (b) S. Ponra, B. Boudet, P. Phansavath and V. Ratovelomanana-Vidal, *Synthesis*, 2021, **53**, 193-214.
 - 6 For selected reviews on hydroarylation of alkenes, see: (a) M. Rueping and B. J. Nachtsheim, *Beilstein J. Org. Chem.*, 2010, **6**, No. 6; (b) J. R. Andreatta, B. A. McKeown and T. B. Gunnoe, *J. Organomet. Chem.*, 2011, **696**, 305-315; (c) Z. Dong, Z. Ren, S. J. Thompson, Y. Xu and G. Dong, *Chem. Rev.*, 2017, **117**, 9333-9403; (d) L. Ackermann, T. B. Gunnoe and L. Goj Habgood, *Catalytic Hydroarylation of Carbon-Carbon Multiple Bonds*; Wiley-VCH, 2018.
 - 7 (a) Y. He, H. Song, J. Chen and S. Zhu, *Nat. Commun.*, 2021, **12**, 638; (b) S. Cuesta-Galisteo, J. Schörghenheimer, X. Wei, E. Merino and C. Nevado, *Angew. Chem. Int. Ed.*, 2021, **60**, 1605-1609; For a racemic version, see: (c) C. Wang, Y. Xi, W. Huang, J. Qu and Y. Chen, *Org. Lett.*, 2020, **22**, 9319-9324.
 - 8 (a) M. Terada and K. Sorimachi, *J. Am. Chem. Soc.*, 2007, **129**, 292-293; (b) Y.-X. Jia, J. Zhong, S.-F. Zhu, C.-M. Zhang and Q.-L. Zhou, *Angew. Chem. Int. Ed.*, 2007, **46**, 5565-5567; (c) T. Niu, L. Huang, T. Wu and Y. Zhang, *Org. Biomol. Chem.*, 2011, **9**, 273-277.
 - 9 (a) C. Huo, L. Kang, X. Xu, X. Jia, X. Wang, Y. Yuan and H. Xie, *Tetrahedron*, 2014, **70**, 1055-1059; (b) C. Huo, L. Kang, X. Xu, X. Jia, X. Wang, H. Xie and Y. Yuan, *Tetrahedron Lett.*, 2014, **55**, 954-958; (c) L.-J. Li, Y.-Y. Jiang, C. M. Lam, C.-C. Zeng, L.-M. Hu and R. D. Little, *J. Org. Chem.*, 2015, **80**, 11021-11030.
 - 10 For selected reviews on HFIP, see: (a) I. Colomer, A. E. R. Chamberlain, M. B. Haughey and T. J. Donohoe, *Nat. Rev. Chem.*, 2017, **1**, 0088; (b) S. K. Sinha, T. Bhattacharya and D. Maiti, *React. Chem. Eng.*, 2018, **4**, 244-253; (c) X.-D. An and J. Xiao, *Chem. Rec.*, 2020, **20**, 142-161; (d) C. Yu, J. Sanjosé-Orduna, F. W. Patureau and M. H. Pérez-Temprano, *Chem. Soc. Rev.*, 2020, **49**, 1643-1652; (e) V. Pozhydaiev, M. Power, V. Gandon, J. Moran and D. Lebcœuf, *Chem. Commun.*, 2020, **56**, 11548-11564; (f) T. Bhattacharya, A. Ghosh and D. Maiti, *Chem. Sci.*, 2021, **12**, 3857-3870.
 - 11 For key examples from our group on arylation, see: (a) V. D. Vuković, E. Richmond, E. Wolf and J. Moran, *Angew. Chem. Int. Ed.*, 2017, **56**, 3085-3089; (b) E. Richmond, J. Yi, V. D. Vuković, F. Sajadi, C. N. Rowley and J. Moran, *Chem. Sci.*, 2018, **9**, 6411-6416; (c) C. Qi, V. Gandon and D. Lebcœuf, *Angew. Chem. Int. Ed.* 2018, **57**, 14245-14249; (d) S. Wang, G. Force, R. Guillot, J.-F. Carpentier, Y. Sarazin, C. Bour, V. Gandon and D. Lebcœuf, *ACS Catal.*, 2020, **10**, 10794-10802; (e) S. Zhang, M. Vayer, F. Noël, V. D. Vuković, A. Golushko, N. Rezajoei, C. N. Rowley, D. Lebcœuf and J. Moran, *Chem*, 2021, **7**, 3425-3441.
 - 12 For other relevant examples of hydroarylation of alkenes in HFIP, see: (a) S. Roy, H. F. Motiwala, K. M. Koshlap and J. Aubé, *Eur. J. Org. Chem.*, 2018, 306-315; (b) C. D.-T. Nielsen, A. J. P. White, D. Sale, J. Burés and A. C. Spivey, *J. Org. Chem.*, 2019, **84**, 14965-14973; (c) I. Colomer, *ACS Catal.*, 2020, **10**, 6023-6029.
 - 13 For an example of not rationalized stabilization of iminium by HFIP, see: G. Hutchinson, C. Alamillo-Ferrer and J. Burés, *J. Am. Chem. Soc.*, 2021, **143**, 6805-6809.
 - 14 P. Patil, M. Ahmadian-Moghaddam and A. Dömling, *Green Chem.*, 2020, **22**, 6902-6911.
 - 15 (a) A. Dömling, *Chem. Rev.*, 2006, **106**, 17-89; (b) V. Nenajdenko, *Isocyanide Chemistry: Applications in Synthesis and Material Science*; John Wiley & Sons, 2012.
 - 16 A. Massarotti, F. Brunelli, S. Aprile, M. Giustiniano and G. C. Tron, *Chem. Rev.*, 2021, **121**, 10742-10788.
 - 17 (a) Z. Zolnai, N. Juranić, D. Vikić-Topić and S. Macura, *J. Chem. Inf. Comput. Sci.*, 2000, **40**, 611-621; (b) EXSYCalc 1.0 (Mestrelab Research).
 - 18 G. Aguirre, R. Somanathan, L. H. Hellberg, T. J. Dwyer and R. North, *Magn. Reson. Chem.*, 2003, **41**, 131-134.
 - 19 (a) M. Hamon, N. Dickison, A. Devineau, D. Bolien, M.-J. Tranchant, C. Taillier, I. Jabin, D. C. Harrowven, R. J. Whitby, A. Ganesan and V. Dalla, *J. Org. Chem.*, 2014, **79**, 1900-1912; (b) W. Wang, X. Cao, W. Xiao, X. Shi, X. Zuo, L. Liu, W. Chang and J. Li, *J. Org. Chem.*, 2020, **85**, 7045-7059. (c) S. Y. Hong, D. Kim and S. Chang, *Nat. Catal.*, 2021, **4**, 79-88.
 - 20 Pseudo zero order kinetics have been discussed by Blackmond and Lloyd-Jones on a similar mechanism: D. G. Blackmond, N. S. Hodnett and G. C. Lloyd-Jones, *J. Am. Chem. Soc.*, 2006, **128**, 7450-7451.
 - 21 (a) H. S. Yu, X. He, S. L. Li and D. G. Truhlar, *Chem. Sci.*, 2016, **7**, 5032-5051; (b) F. Weigend and R. Ahlrichs, *Phys. Chem. Chem. Phys.*, 2005, **7**, 3297-3305; (c) A. V. Marenich, C. J. Cramer and D. G. Truhlar, *J. Phys. Chem. B*, 2009, **113**, 6378-6396; (d) For full details on the computational methods and the Gaussian reference, see the Supporting Information.