



HAL
open science

Possible unconventional pairing in $(\text{Ca,Sr})_3(\text{Ir,Rh})_4\text{Sn}_{13}$ superconductors revealed by controlling disorder

E H Krenkel, M A Tanatar, M. Kończykowski, R. Grasset, E I Timmons, S. Ghimire, K R Joshi, Y. Lee, Liqin Ke, Shuzhang Chen, et al.

► To cite this version:

E H Krenkel, M A Tanatar, M. Kończykowski, R. Grasset, E I Timmons, et al.. Possible unconventional pairing in $(\text{Ca,Sr})_3(\text{Ir,Rh})_4\text{Sn}_{13}$ superconductors revealed by controlling disorder. *Physical Review B*, 2022, 105 (9), pp.094521. 10.1103/PhysRevB.105.094521 . hal-03799753

HAL Id: hal-03799753














<https://hal.science/hal-03799753>

Submitted on 6 Oct 2022

HAL is a multi-disciplinary open access archive for the deposit and dissemination of scientific research documents, whether they are published or not. The documents may come from teaching and research institutions in France or abroad, or from public or private research centers.

L'archive ouverte pluridisciplinaire **HAL**, est destinée au dépôt et à la diffusion de documents scientifiques de niveau recherche, publiés ou non, émanant des établissements d'enseignement et de recherche français ou étrangers, des laboratoires publics ou privés.

Possible unconventional pairing in $(\text{Ca,Sr})_3(\text{Ir,Rh})_4\text{Sn}_{13}$ superconductors revealed by controlling disorder

E. H. Krenkel ^{1,2} M. A. Tanatar ^{1,2} M. Kończykowski ³ R. Grasset ³ E. I. Timmons ^{1,2} S. Ghimire ^{1,2}
K. R. Joshi ^{1,2} Y. Lee ¹ Liqin Ke ¹ Shuzhang Chen,^{4,5} C. Petrovic ^{4,5} P. P. Orth ^{1,2} M. S. Scheurer ⁶
and R. Prozorov ^{1,2,*}

¹Ames Laboratory, Ames, Iowa 50011, USA


²Department of Physics and Astronomy, Iowa State University, Ames, Iowa 50011, USA

³Laboratoire des Solides Irradiés, CEA/DRF/IRAMIS, École Polytechnique,
CNRS, Institut Polytechnique de Paris, F-91128 Palaiseau, France

⁴Condensed Matter Physics and Materials Science Department, Brookhaven National Laboratory, Upton, New York 11973, USA

⁵Department of Physics and Astronomy, Stony Brook University, Stony Brook, New York 11794-3800, USA

⁶Institute for Theoretical Physics, University of Innsbruck, Innsbruck A-6020, Austria

 (Received 5 October 2021; revised 25 January 2022; accepted 25 February 2022; published 30 March 2022)

We study the evolution of temperature-dependent resistivity with added pointlike disorder induced by 2.5 MeV electron irradiation in stoichiometric compositions of the “3-4-13” stannides, $(\text{Ca,Sr})_3(\text{Ir,Rh})_4\text{Sn}_{13}$. Three of these cubic compounds exhibit a proposed microscopic coexistence of charge density wave (CDW) order and superconductivity (SC), while $\text{Ca}_3\text{Rh}_4\text{Sn}_{13}$ does not develop CDW order. As expected, the CDW transition temperature T_{CDW} is universally suppressed by irradiation in all three compositions. The superconducting transition temperature, T_c , behaves in a more complex manner. In $\text{Sr}_3\text{Rh}_4\text{Sn}_{13}$, it increases initially in a way consistent with a direct competition of CDW and SC, but quickly saturates at higher irradiation doses. In the other three compounds, T_c is monotonically suppressed by irradiation. The strongest suppression is found in $\text{Ca}_3\text{Rh}_4\text{Sn}_{13}$, which does not have CDW order. We further examine this composition by measuring the London penetration depth $\lambda(T)$, from which we derive the superfluid density. The result unambiguously points to a weak-coupling, full single gap, isotropic superconducting state. Therefore we must explain two seemingly incompatible experimental observations: a single isotropic superconducting gap and a significant suppression of T_c by nonmagnetic disorder. We conduct a quantitative theoretical analysis based on a generalized Anderson theorem which points to an unconventional multiband s^{+-} -pairing state where the sign of the order parameter is different on one (or a small subset) of the smaller Fermi surface sheets but remains isotropic and overall fully gapped.

DOI: [10.1103/PhysRevB.105.094521](https://doi.org/10.1103/PhysRevB.105.094521)

I. INTRODUCTION

Extensive studies over the past few decades have identified a number of characteristics that are common in unconventional superconductors. First, unconventional superconductivity (SC) often develops in cooperation, competition, or close proximity to other electronic long-range orders. Second, non-Fermi-liquid behavior is often observed in the normal state around the superconducting “dome.” This behavior can be associated with proximity to a putative quantum critical point (QCP) inside the dome [1–9]. A QCP occurs when a continuous second-order phase transition is driven at $T = 0$ by a nonthermal parameter, such as composition [10–12], pressure [1,13,14], magnetic field [15–17], or disorder [2,18–20]. It has been suggested that the fluctuations of the coexisting order parameter may act as a “glue” for Cooper pairing of conduction electrons [1,3,5,9,13]. This approach is actively discussed for high- T_c cuprates [4,5,7,21], heavy-fermion materials [3,14], and it is particularly relevant

in iron based superconductors where there is a significant range of microscopic coexistence of antiferromagnetic and superconducting phases [8,9,22–28].

In most known cases, the order parameter tuned to a QCP is spin-density wave (SDW). However, charge-density wave (CDW) ordering is another candidate if it can be continuously suppressed [29–31]. While pressure or magnetic field tuning is particularly useful for singular compositions, it is desirable to find superconducting systems tuneable through QCP by doping, allowing for a wider range of different types of measurements. Unfortunately, in most known CDW/SC systems, CDW ordering appears only in single compositions.

A CDW is formed when electronic energy is sufficiently lowered by opening an energy gap on parts of the Fermi surface [32–34]. Usually this leads to the formation of a spatially-modulated charge-density state. In a one-dimensional case, a straightforward nesting determines the modulation wave vector [32], as observed in one-dimensional organic materials [34,35]. In two-dimensional systems such as transition metal dichalcogenides, 2H-NbSe₂ [36], 2H-TaSe₂ [37], and 2H-TaS₂ [38], the nesting mechanism is not so obvious. It is even more complicated in three

*Corresponding author: prozorov@ameslab.gov

dimensions, such as our 3-4-13 cubic practically isotropic compounds.

The charge density wave in Remeika 3-4-13 series [39] was studied by a variety of the techniques, and has a number of anomalous features. Modulation of the crystal lattice with the wave vector $q = (1/2, 1/2, 0)$ was found in $\text{Ca}_3\text{Ir}_4\text{Sn}_{13}$ [40] and $\text{Sr}_3\text{Ir}_4\text{Sn}_{13}$ [41], which does not seem to correspond to nesting conditions. Similarly, in $\text{Sr}_3\text{Rh}_4\text{Sn}_{13}$ computational mode decomposition has revealed the same q vector $(1/2, 1/2, 0)$ [30]. In a closely structurally related compound $\text{Yb}_3\text{Co}_4\text{Ge}_{13}$, charge density modulation was found to depend on sample stoichiometry [42]. The EXAFS phase derivative analysis supports the CDW-like formation by revealing different bond distances between two tin sites $[\text{Sn}_{1(2)}\text{-Sn}_2]$ below and above T_{CDW} in the (110) plane in $\text{Sr}_3\text{Ir}_4\text{Sn}_{13}$ [43]. XANES spectra at the Ir L3-edge and Sn K edge demonstrated an increase (decrease) in the unoccupied (occupied) density of Ir $5d$ -derived states and a nearly constant density of Sn $5p$ -derived states. A close relationship was suggested to exist between local electronic and atomic structures and the CDW-like phase in the $\text{Sr}_3\text{Ir}_4\text{Sn}_{13}$ single crystal [43].

Inelastic neutron scattering data point towards a displacive structural transition in the $\text{Ca}_3\text{Ir}_4\text{Sn}_{13}$ compound arising from the softening of a low-energy phonon mode with an energy gap of $\Delta = 120$ K [40]. Softening of the acoustic phonon modes was also suggested by ultrafast spectroscopy study in $\text{Sr}_3\text{Ir}_4\text{Sn}_{13}$ revealing also a correlation of optical phonons with the CDW transition [44]. Reduction of the magnetic susceptibility and a sign change of the Hall resistivity could be due to transformation of the Fermi surface below T_{CDW} in $\text{Ca}_3\text{Ir}_4\text{Sn}_{13}$ and $\text{Sr}_3\text{Rh}_4\text{Sn}_{13}$ [45]. This conclusion is supported by optical reflection study [46] and by the anomalies in the NMR Knight shift [47]. Splitting of the nuclear magnetic resonance (NMR) lines in the CDW phase imply local distortions of the Sn2 icosahedra [47]. On the other hand, the detailed structure of Remeika series compounds may be much more complicated than usually assumed primitive cubic cell [48–50].

The influences of different structural models on the calculated electronic structures of some 3-4-13 compounds were discussed in Ref. [51]. Furthermore, unconventional character of CDW and second order phase transition have been found by x-ray structural studies in a related to this work compositions, $(\text{La,Ce})_3(\text{Ir,Rh})_4\text{Sn}_{13}$ [52]. Various mechanisms of CDW formation in these materials are suggested [53]. Importantly, the 3-4-13 compounds, specifically $(\text{Ca,Sr})_3(\text{Ir,Rh})_4\text{Sn}_{13}$ seem to exhibit a putative QCP under the dome of superconductivity [29].

Here we study the influence of controlled disorder on CDW and superconductivity in 3-4-13 superconductors, to uncover the connection between the two quantum orders and the nature of the superconducting state. Intuitively, the opening of the CDW gap should decrease the density of states at the Fermi surface and thus lower the superconducting transition temperature in materials where CDW and superconductivity coexist [54]. This is indeed frequently observed [55]. In the $\text{YBa}_2\text{CuO}_{6-\delta}$, the CDW transition is enhanced when superconductivity is suppressed by magnetic field, and the superconducting transition temperature increases when CDW ordering is suppressed with pressure [56]. In the transition metal dichalcogenides, 2H-NbSe₂, 2H-TaS₂, and 2H-TaSe₂,

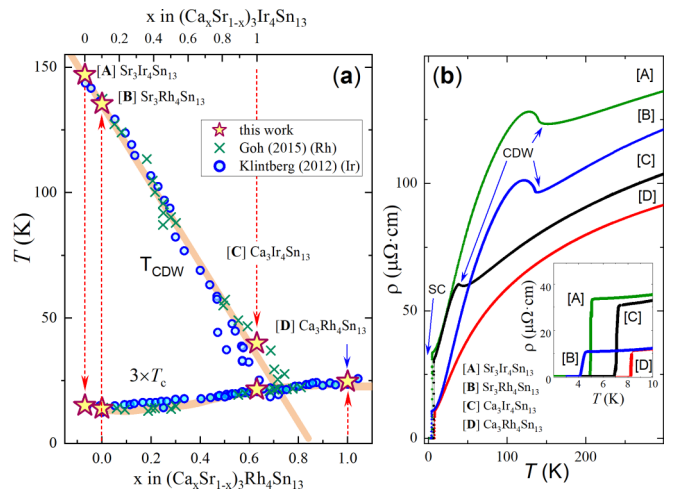


FIG. 1. (a) Combined phase diagram of 3-4-13 compounds as determined from the measurements of $(\text{Ca}_x\text{Sr}_{1-x})_3\text{Rh}_4\text{Sn}_{13}$ (bottom axis, cross symbols) [29] and $(\text{Ca}_x\text{Sr}_{1-x})_3\text{Ir}_4\text{Sn}_{13}$ (top axis, square symbols) systems [30]. The phase diagram for $(\text{Ca}_x\text{Sr}_{1-x})_3(\text{Rh, Ir})_4\text{Sn}_{13}$ was mapped using a combination of doping and pressure. The positions of the samples used in this study are shown by yellow-red stars. (b) Temperature-dependent resistivity of $(\text{Sr, Ca})_3(\text{Rh, Ir})_4\text{Sn}_{13}$ samples selected for electron irradiation in this study. The inset zooms at the superconducting transition.

2.5 meV electron irradiation experiments suggested that long-range ordered CDW directly competes with SC so that superconducting transition temperature, T_c , increases with the introduction of disorder [18]. However, this simple competition between CDW and SC is only part of the story. Further irradiation experiments showed that as soon as the long-range CDW order breaks down above approximately 6×10^{18} electrons per cm^2 , T_c starts to decrease rapidly, initially in a step like fashion [20]. This implies that CDW also helps superconductivity which benefits from softening of the phonon modes due to long-range CDW order [20]. Phonon softening near the T_{CDW} transition is also observed in $\text{Sr}_3\text{Ir}_4\text{Sn}_{13}$ [44], $\text{Sr}_3\text{Rh}_4\text{Sn}_{13}$ [57], and $\text{Ca}_3\text{Ir}_4\text{Sn}_{13}$ [40]. Furthermore, later studies of 2H-NbSe₂ showed that in systems with electron-phonon pairing mechanism, the largest superconducting gaps occur in the regions of the Fermi surface connected by the CDW nesting vector [58].

The 3-4-13 family of compounds is well-suited for studying the relationship between CDW and superconductivity. Their CDW transition can be tuned through a broad range of temperatures by the selection of different elements or by the application of pressure. The suppression of CDW ordering extrapolates to a region where the resistivity exhibits non-Fermi liquid behavior, suggesting the existence of a QCP in the phase diagram. This QCP was first discovered in $(\text{Ca}_x\text{Sr}_{1-x})_3\text{Ir}_4\text{Sn}_{13}$ compounds at the pressure of about 20 kbar [30], and was later found to be accessible via doping in the $(\text{Ca}_x\text{Sr}_{1-x})_3\text{Rh}_4\text{Sn}_{13}$ series at around $x = 0.9$ [29,57]. The structural nature of the QCP was confirmed using x-ray diffraction, showing the continuation of the CDW ordering inside of the superconducting dome [31]. The summary phase diagram as determined from these measurements, with the location of our samples marked, is shown in Fig. 1(a).

Experimentally, it is determined that CDW materials exhibit mostly conventional electron-phonon mechanism of superconductivity [59]. In the 3-4-13 compounds most studies, including this work, are consistent with a single isotropic gap weak-coupling superconductivity. Thermal conductivity measurements of $\text{Ca}_3\text{Ir}_4\text{Sn}_{13}$ found a vanishing residual linear term and a weak increase with applied magnetic field, consistent with a full gap with small or no anisotropy [60]. Heat capacity measurements show exponential decrease at low temperatures [61] and a linear magnetic field dependence [62], which also agree with a full-gap superconducting state. Temperature dependence of the London penetration depth, $\lambda(T)$, determined from lower critical field measurements [45] as well as this work discussed later in the text provide strong evidence of a fully gapped superconducting state. Even more so we found a perfect agreement of the data with $\lambda(T)$, expected from the weak-coupling isotropic BCS theory, parameter-free, both close to $T \rightarrow 0$ and in the full temperature range.

On the other hand, an apparent enhancement of the electronic specific-heat jump at T_c in $\text{Sr}_3\text{Ir}_4\text{Sn}_{13}$ and $\text{Sr}_3\text{Rh}_4\text{Sn}_{13}$ was interpreted as a sign of a strong-coupling nature of superconductivity in these compounds [63]. Furthermore, there are signs of strong coupling superconductivity in heat capacity measurements around the QCP region [64–67], which could also be due to the contribution of critical quantum fluctuations. Muon-spin rotation (μSR) experiments under pressure find that the superfluid density strongly increases when the system is tuned closer to the QCP in $\text{Ca}_3\text{Ir}_4\text{Sn}_{13}$ [66]. While μSR measurements of both $\text{Ca}_3\text{Ir}_4\text{Sn}_{13}$ [68] and $\text{Sr}_3\text{Ir}_4\text{Sn}_{13}$ [69] agree with a single isotropic gap, they also could not rule out possible two-gap superconductivity with two very different gaps on different Fermi surface sheets. The same group discusses possible multiband physics from NMR [70]. We note that in 2D CDW/SC 2H-NbSe₂, angle-resolved photoemission spectroscopy (ARPES) [71], thermal conductivity [72] and London penetration depth [73] measurements found strong evidence for multigap superconductivity. In $\text{Sr}_3\text{Ir}_4\text{Sn}_{13}$, possible importance of multiband effects was identified in electronic band-structure study where at least four sheets of the Fermi surface with sizes differing by a factor of nearly 20 were found [74].

Regarding the superconducting gap(s) anisotropy, most measurements are consistent with a fully gapped isotropic superconducting state described by a weak-coupling Bardeen-Cooper-Schrieffer (BCS) theory [75], which is natural for a phonon-mediated attractive pairing potential. In the case of SDW antiferromagnetic fluctuations as in the cuprates, a sign-changing d -wave pairing is favored [76]. In the present case of CDW/SC compounds, the pairing type is an open question and our present work strongly suggests a possibility of an unconventional multiband s^{+-} -pairing state where the sign of the order parameter is different on one (or a small subset) of the smaller Fermi surface sheets, but remains isotropic and overall fully gapped. Such a state will manifest itself only in select experiments, such as the response to a nonmagnetic disorder. On a general note, there is currently significant revived interest in superconductivity in seemingly conventional compounds, such as elemental niobium where the response to disorder has helped to reveal anisotropic strong-coupling

superconductivity [77], or in the case of a Dirac semimetal from our earlier work [78].

It should be noted that thermodynamic measurements are not sensitive to the sign of the order parameter. On the other hand, studying the variation of T_c when changing the non spin-flip (non magnetic) scattering rate is a phase-sensitive method that provides insights into the nature of the order parameter and pairing mechanisms [78,79]. In the well-known limit of an isotropic single-band s -wave superconductor, T_c is not affected by weak nonmagnetic disorder, known as the “Anderson theorem” [80,81]. In a stark contrast, the transition temperature in materials with anisotropic gap(s) [77,82,83], or sign-changing d -wave superconductivity in the cuprates [84], as well as s^{+-} pairing states in iron-based superconductors [85], is strongly affected by nonmagnetic disorder. A generalized treatment extending the original Abrikosov-Gor’kov theory [81] for anisotropic order parameters is given by Openov [86,87], and it can be easily extended to a multiband case with different gap amplitudes [88]. In multiband and multiorbital systems, particularly in the presence of spin-orbit coupling, the suppression of T_c is expected to be somewhere in between these two limits [78,89–91]. Importantly, combined with independent measurements of the superfluid density and theoretical calculations that take into account particular crystal and electronic structure, the evolution of T_c with disorder is a powerful tool to extract important information about the superconducting order parameter [77,78].

In this work, we use artificial pointlike disorder to study the relationship between superconductivity and CDW ordering in the stoichiometric compounds of the $(\text{Ca},\text{Sr})_3(\text{Ir},\text{Rh})_4\text{Sn}_{13}$ “3-4-13” Remeika series. The low-temperature (20 K) 2.5 MeV electron irradiation produces vacancy-interstitials “Frenkel pairs,” which leave a metastable population of vacancies upon warming up to room temperature due to very different rates of diffusion of vacancies and interstitials [50,92,93]. This leads to a residual resistivity increase which is monotonic with the irradiation dose, reflecting the increase in the scattering rate. We find that in 3-4-13 compounds, the CDW transition is universally suppressed by disorder. We also observe a weak increase of the superconducting transition temperature, T_c , in $\text{Sr}_3\text{Rh}_4\text{Sn}_{13}$, and a nonlinear scattering-rate dependence of T_c in $\text{Sr}_3\text{Ir}_4\text{Sn}_{13}$ and $\text{Ca}_3\text{Ir}_4\text{Sn}_{13}$. Contrary to the expectations for conventional superconductivity, T_c is rapidly suppressed with disorder in $\text{Ca}_3\text{Rh}_4\text{Sn}_{13}$, which does not exhibit any long-range CDW order. This behavior became puzzling when precision London penetration depth measurements found a full and isotropic single superconducting gap in this compound. This apparent contradiction is resolved by a detailed theoretical analysis of possible pairing states, which provides strong argument in favor of unconventional multiband s^{+-} -pairing state where the sign of the order parameter is different on one (or a small subset) of the smaller Fermi surface sheets, but remains overall fully-gapped. We note that the influence of atomic defects produced by rapid quenching from high temperatures in $\text{Ca}_3\text{Rh}_4\text{Sn}_{13}$ was studied thirty years ago using x-ray spectroscopy [50]. The observed reduction of T_c [94] was attributed to the creation of Sn-Ca ions exchange anti-sites. Unfortunately, no physical properties, for example conductivity, were measured, hence the dimensionless scattering rate was not determined. The authors of Ref. [50]

speculated that T_c decreased due to the suppression of the density of states at the Fermi level due to the disturbance of the Ca-Ca bond length. However, we believe that it is more likely that they dealt with the same unconventional mechanism as proposed in our report here. As discussed below, our electron irradiation creates roughly one atomic defect per thousand formula units, which has no appreciable effect on the density of states.

The paper is organized as follows: details of sample preparation and methods are provided in Sec. II. The experimental results for all compounds can be found in Sec. III and theoretical analysis in Sec. IV. Finally, Sec. V summarizes our findings.

II. EXPERIMENTAL METHODS

Single crystals of $(\text{Ca}, \text{Sr})_3(\text{Rh}, \text{Ir})_4\text{Sn}_{13}$ were grown using a high temperature self-flux method, as described in Ref. [62]. X-ray diffraction (XRD) data were taken with Cu K_α ($\lambda = 0.15418$ nm) radiation of a Rigaku Miniflex powder diffractometer, and the elemental analysis was performed using an energy-dispersive x-ray spectroscopy (EDX) in a JEOL JSM-6500 scanning electron microscope.

Electrical resistivity measurements were conducted in a Quantum Design PPMS using a conventional four-probe method. The contacts to the crystal surface were made by soldering silver wires with tin [95,96]. The contact resistance is below $100 \mu\Omega$, and they are sufficiently mechanically stable to withstand electron irradiation [97]. The samples for resistivity measurements were cut and polished from single crystals, with typical sample sizes of $(1-2) \times 0.3 \times 0.1$ mm³. The long sample axis was arbitrary with respect to the cubic structure of these crystals. Standard resistivity runs were made on both cooling and heating, with negligible hysteresis.

The variation of the in-plane London penetration depth, $\Delta\lambda(T)$, was measured using a sensitive self-oscillating tunnel-diode resonator (TDR) described in detail elsewhere [98–101]. In brief, the TDR circuit resonates at approximately 14 MHz, and the frequency shift, which is proportional to the sample magnetic susceptibility, is measured with precision better than one part per billion (ppb). The coefficient of proportionality that includes the demagnetization correction is measured directly by pulling the sample out of the resonator at base temperature [101]. This technique was developed specifically to detect minute changes in the London penetration depth and is now considered one of the sensitive tools for studying the anisotropy of the superconducting order parameter [102–104]. We use this technique to determine the superconducting gap structure, as well as to show that we do not induce magnetic states with disorder, and that our crystals are very homogeneous.

Pointlike disorder was introduced at the SIRIUS facility in the Laboratoire des Solides Irradiés at École Polytechnique, Palaiseau, France. Electrons accelerated in a pelletron-type accelerator to 2.5 MeV knock out ions creating vacancy-interstitial Frenkel pairs [92,93]. During irradiation the sample is held in liquid hydrogen at around 20 K. The low-temperature environment is needed not only to remove the significant amount of heat produced by subrelativistic electrons upon collisions, but also to prevent the immediate

TABLE I. Head-on knock out partial cross-sections by 2.5 MeV electron irradiation ($1 \text{ barn} = 1 \times 10^{-24} \text{ cm}^2$). The last column shows the number of defects created per formula unit, per 1 C/cm^2 . Roughly 1 defect per 1000 formula units is created. This is sufficiently close to the dilute limit to avoid significant compositional or electronic change.

compound	Sr/Ca barn	Ir/Rh barn	Sn barn	total σ barn	dpf $\times 10^{-3}$ per 1 C/cm^2
$\text{Sr}_3\text{Ir}_4\text{Sn}_{13}$	139	261	148	181	1.13
$\text{Sr}_3\text{Rh}_4\text{Sn}_{13}$	139	158	145	147	0.92
$\text{Ca}_3\text{Ir}_4\text{Sn}_{13}$	79	258	145	177	1.11
$\text{Ca}_3\text{Rh}_4\text{Sn}_{13}$	84	155	143	142	0.89

recombination and migration of produced atomic defects. The acquired irradiation dose is determined by measuring the total charge collected by a Faraday cage located behind the sample. As such, the acquired dose is measured in the “natural” units of C/cm^2 , which is equal to $1 \text{ C} \equiv 1/e \approx 6.24 \times 10^{18}$ electrons per cm^2 . Upon warming the sample to room temperature, the interstitials, which have a lower barrier of diffusion [92,93], migrate to various sinks (dislocations, surfaces etc). This leaves a metastable population of vacancies. The resultant vacancy density is determined by the highest temperature the sample was exposed to. In most materials, including 3-4-13, vacancies are stable as verified by the transport measurements of the same samples years apart and even if the density would slowly change, the resistivity measurement provides a snapshot of the current scattering rate in a particular sample. This is the pointlike disorder discussed in this paper [105,106]. Practically, the level of disorder induced by the irradiation is gauged experimentally by the change of resistivity well above the CDW transition, at the room temperature, where the carrier density is roughly constant across all compositions and the only change in resistivity comes from the difference in the residual resistivity. We also calculated the number of defects per formula unit (dpf) numerically using specialized “SECTE” software developed in École Polytechnique (Palaiseau, France) specifically to describe ion-resolved knock-out cross-sections for MeV-range electron irradiation. The summary of the results for our four compositions is given in Table I. The first three columns show partial cross-sections of the defects created upon head-on collision of a 2.5 MeV electron with an indicated ion, assuming the same value of the barrier for ion displacement from its position, $E_d = 25$ eV. This is a “generic” number for intermetallic compounds, usually in the range of tens of eV, and it can be calculated using methods of molecular dynamics [92,93]. However, its exact value is not very important for our rough estimates. The fourth column shows the total cross-section of knocking out any ion by using molecular weight averaging of the partial cross-sections. The last column shows the estimated number of defects per formula unit ignoring possible annealing upon warming up after irradiation at 20 K. The realistic percentage lost in that process varies from almost no annealing to about 10%–30%, for example, measured by *in situ* resistivity in iron pnictides [105]. Our SECTE calculations show that electron irradiation of the 3-4-13 compounds

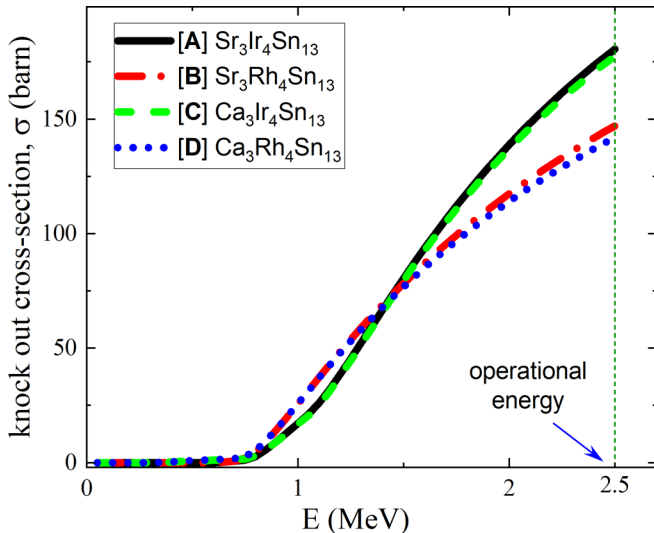


FIG. 2. Total knock-out cross-sections for studied compounds as function of electron energy. Our operating energy of 2.5 MeV is marked by a dotted line. The difference between Ca/Sr pairs is negligible and is not large between Ir/Rh, being about 30 barn larger for Ir compounds.

creates less than 1 defect of any kind per 1000 formula units, which cannot alter the chemical or electronic nature of the material. This also means that the defects are well-separated and can be treated as pointlike in the dilute limit. This disorder is much “softer” than that induced by rapid quenching from high temperatures used in earlier experiments [50]. Importantly, electron irradiation does not “dope” the system as was shown directly by Hall resistivity measurements [105]. In the present case, even if there was some induced variation of stoichiometry, $T_c(x)$ of 3-4-13 compounds is practically flat and could not result in the systematic shift observed. We note that chemical inhomogeneity and disorder may lead to the significant spread of T_c [107]. This, however, would change the observed superfluid density from exponential to a power law at low temperatures.

The comparison of the total cross-sections as function of electron energy for the studied compounds is shown in Fig. 2. There is practically negligible differences between Ca-(Ir/Rh)-Sn and Sr-(Ir/Rh)-Sn compounds and quite small differences between (Ca/Sr)-Ir-Sn and (Ca/Sr)-Rh-Sn, where in Ir compounds the cross-sections are larger by about 30 barn. The resulting numbers at our operating frequency of 2.5 MeV are summarized in Table I.

In our experiments, the same physical samples were measured before and after electron irradiation, thus avoiding uncertainties from possible variation of stoichiometry within each batch, geometric factors and other parameters unique to each sample. For most compositions, measurements were performed on at least three samples to obtain as objective results as possible, see Table II.

III. EXPERIMENTAL RESULTS

We now discuss the experimental results obtained in our irradiation studies for the following compounds, ordered by

TABLE II. Parameters of studied compositions in the pristine state, including CDW and superconducting transition temperatures, and the resistivity at room temperature averaged over indicated number of samples, N .

compound	T_{CDW} (K)	T_c (K)	ρ_{RT} ($\mu\Omega$ cm)	N
$\text{Sr}_3\text{Ir}_4\text{Sn}_{13}$	145.2 ± 0.5	5.11 ± 0.03	168 ± 29	3
$\text{Sr}_3\text{Rh}_4\text{Sn}_{13}$	135.76 ± 0.14	4.59 ± 0.1	129 ± 17	9
$\text{Ca}_3\text{Ir}_4\text{Sn}_{13}$	39.0 ± 0.59	7.17 ± 0.02	120 ± 16	3
$\text{Ca}_3\text{Rh}_4\text{Sn}_{13}$	no CDW	8.29 ± 0.01	112 ± 3.87	3

a decreasing value of T_{CDW} : $\text{Sr}_3\text{Ir}_4\text{Sn}_{13}$ [A], $\text{Sr}_3\text{Rh}_4\text{Sn}_{13}$ [B], $\text{Ca}_3\text{Ir}_4\text{Sn}_{13}$, [C] and $\text{Ca}_3\text{Rh}_4\text{Sn}_{13}$ [D]. This way, we are moving from left to right towards and beyond the quantum critical point in the generic phase diagram shown in Fig. 1(a). The trend in the superconducting transition temperature, T_c , is nonmonotonic in this sequence, with $\text{Sr}_3\text{Rh}_4\text{Sn}_{13}$ having the lowest transition at $T_c = 4.2$ K, and overall representing a typical for unconventional superconductors shallow “dome” of superconductivity. The characteristic transition temperatures and resistivity values at room temperature in the pristine state were determined by averaging the measurements of multiple samples as summarized in Table II.

The overall resistivity decreases with decreasing T_{CDW} , which is particularly obvious from the measurements on the samples selected for electron irradiation, shown in Fig. 1(b). That comparison also reveals similar slopes of the temperature-dependent resistivity near room temperature. In the full temperature range, the temperature dependence of the resistivity, $\rho(T)$, is quite unusual. In all compounds, the resistivity in the metallic phase, above T_{CDW} , extrapolates to a very high residual resistivity, similarly to the tantalum dichalcogenides [108]. The resistivity “bump” when crossing into the CDW phase (therefore, lowering carrier density, hence increasing ρ) barely reaches 10% of the resistivity value at T_{CDW} , and a significant decrease in the resistivity is observed on further cooling down to low temperatures. This behavior suggests that the loss of the carrier density due to the opening of the CDW gap is small, as would naturally be expected for a three-dimensional CDW material. This is in line with NMR measurements of $\text{Sr}_3\text{Rh}_4\text{Sn}_{13}$, which found that only approximately 13% of the total density of states is lost in the CDW transition [109]. The very high values of ρ obtained by linear extrapolation from high temperatures to $T = 0$, and the quick loss of resistivity upon CDW ordering suggest significant contribution of charge-disorder scattering, similar to that suggested by Naito and Tanaka for the transition metal dichalcogenides [110,111]. Interestingly, a similar type of $\rho(T)$ behavior is observed in $\text{Ca}_3\text{Rh}_4\text{Sn}_{13}$, in which long-range CDW is not observed. This may indicate that despite the total suppression of the long-range CDW ordering in that compound, short-range correlations may persist similarly to the case of CDW suppression by disorder in 2H-NbSe₂ [20] and in doped ZrTe₃ [112].

A. $\text{Sr}_3\text{Ir}_4\text{Sn}_{13}$

The temperature dependent electrical resistivity for $\text{Sr}_3\text{Ir}_4\text{Sn}_{13}$ and its evolution with electron irradiation are

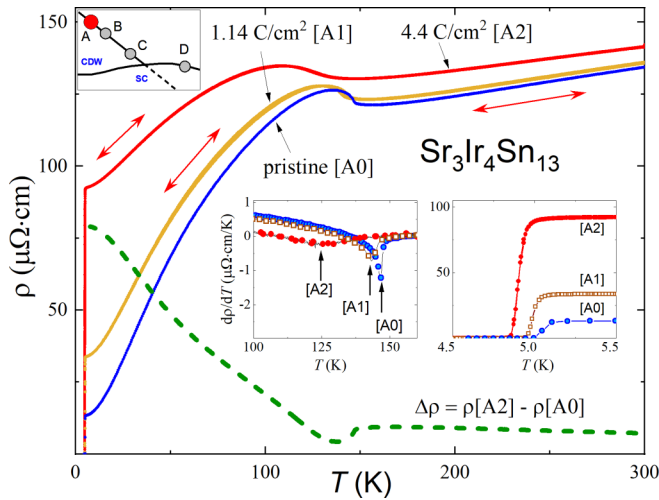


FIG. 3. The evolution of temperature-dependent resistivity of $\text{Sr}_3\text{Ir}_4\text{Sn}_{13}$ in pristine (blue line) and after electron irradiation of 1.14 (yellow), and 4.4 C/cm^2 (red). The green dashed line shows the resistivity difference between the pristine and 4.4 C/cm^2 curves, finding the Matthiessen's rule to be valid above T_{CDW} , but, expectedly, grossly violated below. The small cartoon in the top left corner indicates the sample's position on the generic phase diagram. The left inset shows the resistivity derivative $d\rho/dT$ in the vicinity of the CDW transition, where the arrows show the positions of the sharp features used to determine T_{CDW} . The right inset zooms into the region around the superconducting transition.

shown in the main panel of Fig. 3. The resistivity value for the selected sample of $\text{Sr}_3\text{Ir}_4\text{Sn}_{13}$ is in reasonable agreement with previous reports of $120 \mu\Omega \text{cm}$ [62,65]. Irradiation shifts the $\rho(T)$ curves upward at high temperatures, but they remain nearly parallel to each other above T_{CDW} . This can be seen in the plot of the difference between the two curves $\Delta\rho = \rho(4.4 \text{ C}/\text{cm}^2) - \rho(0 \text{ C}/\text{cm}^2)$, which is shown as the green line in Fig. 3. Matthiessen's rule is largely obeyed above the transition temperature, suggesting that we are in a normal metallic state, albeit one with very high residual resistivity. The minimum in the difference plot is caused by the shift in the CDW transition temperature as irradiation disrupts the long-range order. The suppression of that transition temperature is shown in the left inset via a plot of the derivative of the resistivity $d\rho/dT$ with arrows indicating the location of T_{CDW} . The superconducting transition temperature is monotonically suppressed with disorder, and sharpens after irradiation.

B. $\text{Sr}_3\text{Rh}_4\text{Sn}_{13}$

In $\text{Sr}_3\text{Rh}_4\text{Sn}_{13}$, similarly to $\text{Sr}_3\text{Ir}_4\text{Sn}_{13}$, the CDW transition is monotonically suppressed with the increase of disorder. However, $\text{Sr}_3\text{Rh}_4\text{Sn}_{13}$ is the only compound in which the expected increase of the superconducting transition temperature, T_c , with the suppression of CDW is actually observed. The response of T_c to disorder is distinctly nonlinear, with a significant initial increase which becomes smaller at higher doses. Also, we found a larger variation of T_c between the samples from the same batch when performed initial screening, suggesting that the superconducting state is sensitive to disorder either directly or via the disruption of CDW order. It

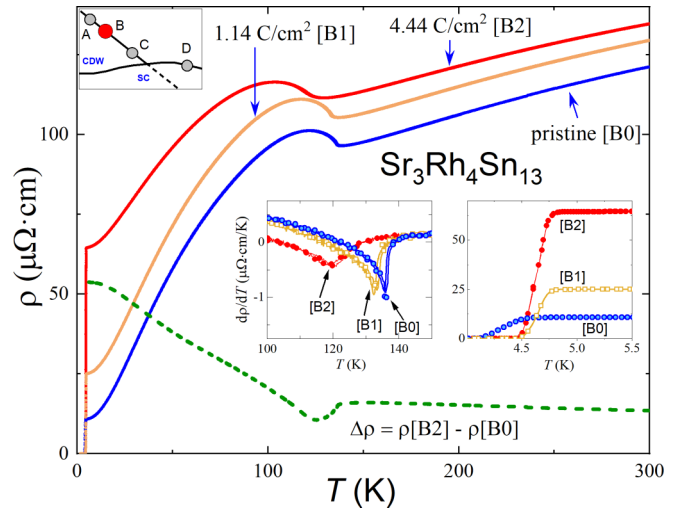


FIG. 4. Temperature-dependent resistivity of $\text{Sr}_3\text{Rh}_4\text{Sn}_{13}$ before irradiation (blue curve), after 1.14 C/cm^2 irradiation (yellow), and after 4.44 C/cm^2 irradiations (red). The green dashed line shows the resistivity difference between the pristine and 4.44 C/cm^2 curves, finding the Matthiessen rule valid above T_{CDW} , but violated below. The small cartoon in the top left corner indicates the sample position on generic phase diagram. The left inset shows the derivative of the resistivity in a region around the CDW transition with arrows pointing to T_{CDW} . This emphasizes the transition shift between the pristine state and after 4.44 C/cm^2 dose of irradiation. The right inset zooms into a region around the superconducting transition showing a nonmonotonic behavior of T_c : a small initial T_c increase after 1.14 C/cm^2 irradiation, but only minimal changes in the behavior between 1.14 and 4.44 C/cm^2 .

is possible that in $\text{Sr}_3\text{Ir}_4\text{Sn}_{13}$ the incipient superconductivity is too weak and $T_c(x)$ is too shallow to show any response to the suppressed CDW. In other words, CDW is too strong. Then next in line, $\text{Sr}_3\text{Rh}_4\text{Sn}_{13}$, has just right ratio of CDW and SC phases strength to see the effect. Of course, the T_c is always monotonically suppressed if CDW is not considered. The full range of resistivity is shown for a selected representative sample in Fig. 4(b). Matthiessen's rule is largely obeyed above the CDW transition, similar to $\text{Sr}_3\text{Ir}_4\text{Sn}_{13}$.

C. $\text{Ca}_3\text{Ir}_4\text{Sn}_{13}$

$\text{Ca}_3\text{Ir}_4\text{Sn}_{13}$ is the compound with the lowest T_{CDW} . As shown in Fig. 5, a clear feature in the temperature-dependent resistivity is observed at $\sim 40 \text{ K}$ in the pristine sample (arrow in the derivative plot, left inset). It is also the closest CDW composition to the structural quantum critical point. The suppression of CDW with irradiation is clear for 2.17 C/cm^2 irradiation. The transition feature in the derivative plot cannot be resolved at 5.47 C/cm^2 , suggesting that the CDW order has been completely suppressed. Similar to $\text{Sr}_3\text{Ir}_4\text{Sn}_{13}$, but unlike $\text{Sr}_3\text{Rh}_4\text{Sn}_{13}$ increasing the disorder in this compound only decreases the superconducting transition temperature. Furthermore, unlike the $\text{Sr}_3(\text{Ir,Rh})_4\text{Sn}_{13}$ compounds, Matthiessen's rule is weakly violated in this material for all temperatures, below and above T_{CDW} . Matthiessen's rule holds in good metals, where the introduction of disorder affects only the residual resistivity (scattering off the defects and impurities)

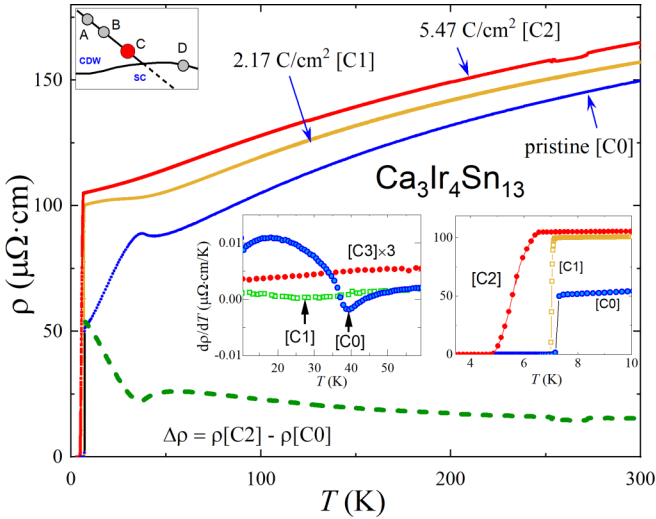


FIG. 5. Temperature-dependent resistivity of $\text{Ca}_3\text{Ir}_4\text{Sn}_{13}$ before irradiation (blue line), after receiving 2.17 C/cm^2 of irradiation (yellow line), and then an additional 3.3 C/cm^2 for a total dose of 5.47 C/cm^2 of electron irradiation. The green dashed line shows the difference between the pristine and 5.47 C/cm^2 curves, showing deviation from Matthiessen's rule below the transition temperature T_{CDW} . The small cartoon in the top left corner indicates sample position on generic phase diagram. The left inset shows the derivative of the resistivity showing suppression and blurring of the CDW phase transition with irradiation. The right inset shows the shift in the superconducting transition temperature.

and appears as a constant offset. Since the change of resistivity under increasing disorder in $\text{Ca}_3\text{Ir}_4\text{Sn}_{13}$ is more complex than just a constant offset, it may suggest the presence of a short-range order consistent with the above discussion and similarity with 2H-NbSe_2 [20].

D. $\text{Ca}_3\text{Rh}_4\text{Sn}_{13}$

$\text{Ca}_3\text{Rh}_4\text{Sn}_{13}$ is our only compound which does not have a long-range CDW ordering, and is positioned to the right of the quantum critical point in the generic phase diagram in Fig. 1(a). Still, the evolution of the temperature-dependent resistivity with disorder, Fig. 6, reveals that Matthiessen's rule is conspicuously *not* obeyed in the "normal" state. Similar to $\text{Sr}_3\text{Ir}_4\text{Sn}_{13}$, this suggests that there is some other type of (short-range) electronic order which is affected by the introduction of pointlike disorder. One potential candidate is the residual short-range CDW order which persisted across the QCP, as observed in 2H-NbSe_2 [20]. We note that second-order structural phase transition in a 3-4-13 family, specifically $(\text{La,Ce})_3\text{Rh}_4\text{Sn}_{13}$, has been discussed in the context of unconventional chiral CDW based on structural x-ray studies [52].

The superconducting transition temperature in $\text{Ca}_3\text{Rh}_4\text{Sn}_{13}$ is significantly affected by electron irradiation. T_c is suppressed from $T_{c,0} = 8.2 \text{ K}$ by more than 2 K after 2.1 C/cm^2 of irradiation using the zero-resistance offset criterion, and the transition broadens. Potential scattering is not expected to suppress T_c in conventional isotropic single-band s -wave superconductors, so we must consider the possibility of nodal

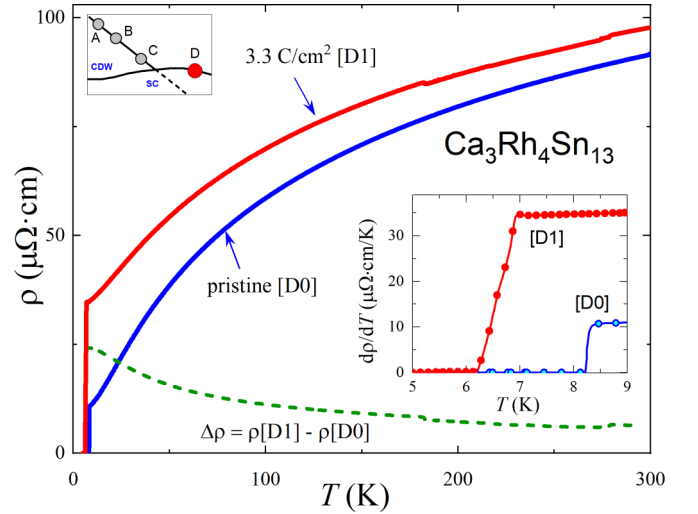


FIG. 6. Temperature-dependent resistivity of $\text{Ca}_3\text{Rh}_4\text{Sn}_{13}$ in the pristine state before irradiation (blue curve) and after 2.1 C/cm^2 irradiation (red curve). The green dashed line shows the difference between the curves, finding strong Matthiessen's rule violation at all temperatures above the superconducting transition. The small cartoon in the top left corner indicates the position of the compound on the generic phase diagram, (the most right) with no CDW transition. The inset shows resistivity in the vicinity of the superconducting transition, revealing substantial T_c suppression by electron irradiation.

superconductivity, or at least a strong variation of the superconducting gap magnitude on the Fermi surfaces. This will be addressed in detail in the next section.

IV. DISCUSSION

The increase of a sample's residual resistivity as a function of irradiation dose is an intrinsic measure of the disorder introduced by irradiation. However, because the resistivity in the CDW state depends on the size of the gapped part of the Fermi surface, which is compound-dependent, a direct comparison across chemical compositions is not very informative. A better proxy for the quantification of the effect of disorder across compounds is the resistivity in the metallic state above T_{CDW} . As can be seen from Fig. 1(b), the $\rho(T)$ curves for all compounds are nearly parallel approaching room temperature, and the overall resistivity variation does not exceed 30% or so. The values of $\rho(300 \text{ K})$ are listed in Table II. This validates the assumption of practically negligible differences in the carrier density between the different compounds in the normal state at elevated temperatures. By measuring the change in the resistivity in the normal state, we can thus determine the change in the disorder scattering. Combined with the numerical estimates of the defect density as described in Sec. II, these measures allow for a direct comparison between different samples.

A. Interplay of charge-density wave and superconductivity

In the following, we summarize critical temperatures extracted from Figs. 3–6 as a function of irradiation. Ideally,

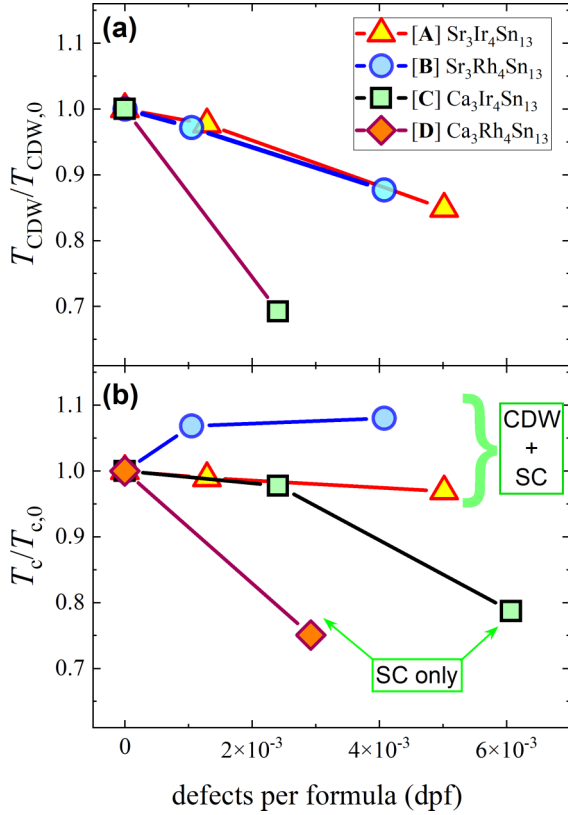


FIG. 7. (a) The evolution of the CDW transition temperature normalized by the value before irradiation, $T_{CDW}/T_{CDW,0}$, and (b) similar plot of the superconducting transition temperature normalized by the value in pristine samples, $T_c/T_{c,0}$ with the induced disorder in units of defects per formula unit (dpf), see text for details. The X and Y scales on both graphs are the same for easy comparison. Note a significant increase of T_c suppression in samples where CDW does not coexist with superconductivity.

such summary plots would show the error bars in both X and Y directions. However, it cannot be done in our case because we did not measure many samples that would allow statistical analysis. On the other hand, each critical temperature is determined with such precision that the corresponding uncertainty error bar is smaller than the symbol size. This is also true for estimating the X axis values that involve measured total irradiation dose and residual resistivity.

Figure 7(a) shows the evolution of the CDW ordering temperature, T_{CDW} , with the defects per formula unit (dpf). The observed dependence is striking. While the CDW is suppressed at the same rate in $Sr_3(Ir,Rh)_4Sn_{13}$ compounds, the closer to QCP $Ca_3Ir_4Sn_{13}$ shows a much larger suppression rate. Intriguingly, this is the composition where the Matthiessen's rule is violated above the CDW transition, as it is expected that quantum fluctuations affect the properties near QCP. A similar graph of the normalized $T_c/T_{c,0}$ in Fig. 7(b) shows complex behavior. The rate of suppression is similar in samples A and C, while T_c increases in sample B. Such increase is expected when superconducting pairing and charge-density wave inter-band interaction energies are comparable and the enhancement of superconductivity due to CDW suppression overweighs the natural suppression of T_c

by disorder. For $Ca_3Rh_4Sn_{13}$ which is away from CDW phase, the suppression of T_c is dramatic, despite the fact that its $T_{c,0}$ is similar to B and C. Interestingly, and consistent with this picture as soon as CDW is completely suppressed in sample C, the T_c suppression becomes much faster and similar to sample D. Our measurements establish that in 3-4-13 stannides, there is a direct competition of CDW and superconductivity, in addition to quantum fluctuations around QCP that affect even normal-state properties. Of course, despite similarities, we are dealing with four distinctly different compounds and some unique structural and/or electronic features may certainly contribute to the results.

B. Matthiessen's rule

The temperature-dependent resistivity in the normal state of the 3-4-13 system is anomalous and reveals notable Matthiessen's rule violations in the vicinity of the QCP, but not too far away. Comparison of the four compounds finds some similarity at high temperatures. At temperatures above massive downturn in the resistivity on cooling, coinciding with T_{CDW} in $Sr_3Ir_4Sn_{13}$ and $Sr_3Rh_4Sn_{13}$, the $\rho(T)$ curves extrapolate to quite high values in $T = 0$ limit. This feature is known to be caused by spin-disorder scattering in magnetic materials [113]. It is also observed above T_{CDW} in tantalum dichalcogenides, TaS_2 and $TaSe_2$ [110,111] and was suggested to be scattering on charge fluctuations above the transition. In $Ca_3Ir_4Sn_{13}$ and particularly strongly in $Ca_3Rh_4Sn_{13}$, the low-temperature downturn in $\rho(T)$ does not coincide with long-range CDW ordering. This type of response may be suggestive of the scenario realised in $NbSe_2$ [20]. Here long-range charge density wave ordering is suppressed with irradiation, however short range ordering remains unaffected.

It is interesting to compare this behavior with another fully gapped system where doping-dependent spin density (SDW) wave coexists with superconductivity, for example electron-doped $Ba(Fe_{1-x}Co_x)_2As_2$ (BaCo122) [12,105] and iso-electron-substituted iron-based superconductor $BaFe_2(As_{1-x}P_x)_2$ [19], both showing proven SDW/QCP under the dome of superconductivity [10–12]. In these compounds, Matthiessen's rule is obeyed near the QCP, as well as it is in the cuprates, if the sample is not in the regime of weak localization [84]. On the other hand, the observed behavior of 3-4-13 bears some similarity to the hole doped $Ba_{1-x}K_xFe_2As_2$ (BaK122) in which Matthiessen's rule is also strongly violated [105].

C. Dimensionless scattering rate

To put our data in a broader perspective, we compare the T_c suppression rate in the 3-4-13 compounds with other known cases. For this, we will use a dimensionless scattering rate defined as [78,106]

$$\gamma^\lambda = \frac{\hbar \Delta \tau^{-1}}{2\pi k_B T_{c,0}} = \frac{\hbar}{2\pi k_B \mu_0} \frac{\Delta \rho_0}{\lambda_{clean}^2(0) T_{c,0}}. \quad (1)$$

Here, $\Delta \rho_0$ is the change of the residual resistivity after irradiation compared to the pristine state value, and $\lambda_{clean}(0)$ is the zero temperature penetration depth in the pristine sample. Note that we obtained $\Delta \rho_0$ by extrapolation to $T = 0$.

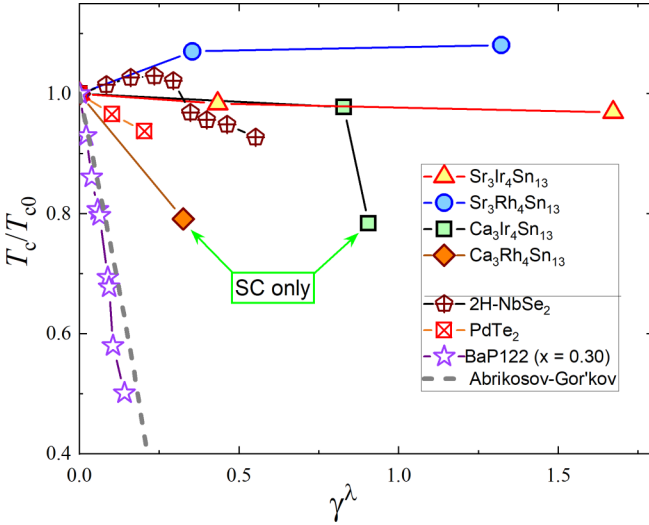


FIG. 8. Normalized suppression of the superconducting transition temperature, T_c/T_{c0} , as function of the dimensionless scattering rate γ^λ evaluated from resistivity and London penetration depth, $\lambda(0)$ using Eq. (1). To set the scale, grey dashed line shows the predictions of Abrikosov-Gor'kov theory for a line-nodal d -wave superconductor with nonmagnetic impurities [81,86,87]. Purple stars are experimental data for the nodal iron-based superconductor $\text{BaFe}_2(\text{As}_{1-x}\text{P}_x)_2$ [10], red-yellow squares are for the superconducting Dirac semimetal PdTe_2 [78], maroon cross-pentagons are for CDW superconductor 2H-NbSe_2 [20]. The data for 3-4-13 compounds are shown by red rhombi for $\text{Ca}_3\text{Rh}_4\text{Sn}_{13}$, blue squares for $\text{Ca}_3\text{Ir}_4\text{Sn}_{13}$, yellow-blue circles for $\text{Sr}_3\text{Rh}_4\text{Sn}_{13}$ and yellow triangles for $\text{Sr}_3\text{Ir}_4\text{Sn}_{13}$.

Inserting the dimensional constants and using units of $\mu\Omega\text{cm}$ for $\Delta\rho_0$, 10^{-7}m for the penetration depth $\lambda_{\text{clean}}(0)$, and K for $T_{c,0}$, Eq. (1) takes the form $\gamma^\lambda = 0.97\Delta\rho_0/(\lambda_{\text{clean}}^2(0)T_{c,0})$.

To arrive at Eq. (1) we used the simple Drude model for resistivity, $\rho = m^*/(ne^2\tau)$, and the London model for the penetration depth, $\lambda_{\text{clean}}^2(0) = m^*/(\mu_0ne^2)$ [114] (see also Appendix D of Ref. [78]). Note that we have used that the superfluid density equals the total carrier density at zero temperature. This allows expressing the (change of the) normal-metal scattering time via measurable parameters, $\Delta\tau^{-1} = \Delta\rho_0/\mu_0\lambda_{\text{clean}}^2(0)$. We note that $\lambda_{\text{clean}}(0)$ and the normal-state scattering time, τ , do not depend on parameters of superconductivity and Eq. (1) can thus be used for different gap symmetries.

Now we can compare the results of 3-4-14 stannides with various theoretical expectations as well as other superconductors in which the effect of disorder was studied. Figure 8 shows normalized T_c suppression for our four systems as a function of γ^λ . The data are compared with nodal s^\pm $\text{BaFe}_2(\text{As}_{1-x}\text{P}_x)_2$, [115], Dirac semimetal PdTe_2 [78], and CDW superconductor 2H-NbSe_2 [20]. The expectation from the Abrikosov-Gor'kov theory for a single-band d -wave superconductor with nonmagnetic scattering [81,86,87], shown by the dashed line, provides the scale for the largest suppression rate possible. While in three CDW/SC 3-4-13 compounds, it can be argued that anything is possible due to cooperation and/or competition between these two quantum orders, the significant T_c suppression rate in $\text{Ca}_3\text{Rh}_4\text{Sn}_{13}$ is

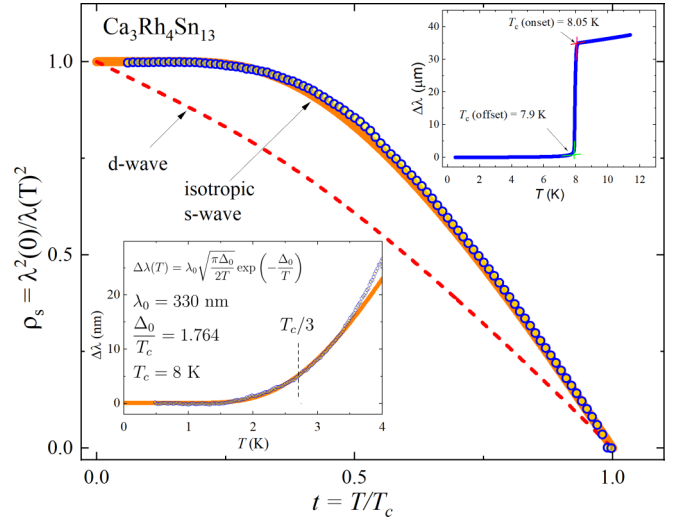


FIG. 9. (Main) Superfluid density in $\text{Ca}_3\text{Rh}_4\text{Sn}_{13}$ calculated from the London penetration depth, $\lambda(T)$, measured using the tunnel-diode resonator technique. The thick orange line shows standard isotropic s -wave BCS behavior, while the dashed line shows the expectation for a nodal d -wave order parameter. The lower inset shows a BCS fit of $\Delta\lambda(T)$ to the single-gap expression shown. The only fitting parameter was $\lambda(0) = 330\text{ nm}$, while the T_c and the weak-coupling gap ratio, $\Delta_0/T_c = 1.764$ was fixed. The obtained $\lambda(0) = 330\text{ nm}$ was used to construct the $\rho_s(T) = (1 + \Delta\lambda(T)/\lambda(0))^{-2}$ shown in the main panel. The upper inset shows the sharp transition of our high-quality sample and $\lambda(T_c)$ consistent with the expected skin depth of the normal state.

shown to be intermediate between nodal and nodeless superconductors. In fact, it is comparable to the T_c suppression rate in the nodeless sign-changing s^{+-} state of the optimally doped $\text{Ba}(\text{Fe}_{1-x}\text{Ru}_x)_2\text{As}_2$ [106], and is significantly higher than that of a two-gap s^{++} 2H-NbSe_2 after the suppression of CDW order. This relatively high T_c suppression rate naturally raises questions about the superconducting gap structure of $\text{Ca}_3\text{Rh}_4\text{Sn}_{13}$ and to get an insight into the momentum dependence of the order parameter, we measured the London penetration depth in $\text{Ca}_3\text{Rh}_4\text{Sn}_{13}$.

D. London penetration depth of $\text{Ca}_3\text{Rh}_4\text{Sn}_{13}$

To examine the anisotropy of the energy gap, we used a sensitive tunnel-diode resonator technique, described in the experimental methods, Sec. II, to measure the low-temperature variation of the London penetration depth in $\text{Ca}_3\text{Rh}_4\text{Sn}_{13}$. Figure 9 shows the variation of the superfluid density, $\rho_s = \lambda^2(0)/\lambda^2(T)$, calculated from the measured variation of the London penetration depth, $\Delta\lambda(T) = \lambda(T) - \lambda(0)$, over the whole temperature range. This is important to detect possible signatures of two-gap superconductivity. The top right inset in Fig. 9 shows a full-range variation of $\Delta\lambda(T)$ and the lower left inset zooms on the characteristic low-temperature range, approximately $T < T_c/3$, where the order parameter amplitude is practically constant and any changes in $\lambda(T)$ come from the quasiparticles generated due to angular variation of the gap function. The red line in the bottom-left inset shows an excellent fit to the isotropic single-gap s -wave

function with $\lambda(0) = 330$ nm and $\Delta_0/k_B T_c = 1.764$. There are no reported measurements of $\lambda(0)$ in $\text{Ca}_3\text{Rh}_4\text{Sn}_{13}$, however μSR measurements report $\lambda(0) = 291$ nm in $\text{Sr}_3\text{Ir}_4\text{Sn}_{13}$ [69] and $\lambda(0) = 351$ nm in $\text{Ca}_3\text{Ir}_4\text{Sn}_{13}$ [68]; so our measurement is perfectly in range considering that $\lambda(0)$ is a normal-state property that depends only on the parameters of electronic band-structure. The superfluid density calculated from the obtained $\lambda(T) = \lambda(0) + \Delta\lambda(T)$ (main panel, symbols) is in very good agreement with the parameter-free prediction for an isotropic full-gap s -wave superconducting state (main panel, thick orange line). For comparison, the expectation for a d -wave superconductor is shown by the dashed line. This nearly perfect and robust agreement with the simplest isotropic BCS is at odds with the significant rate of the disorder-induced reduction of the T_c . As we show below, these conclusions are impossible to reconcile without invoking unconventional pairing in $\text{Ca}_3\text{Rh}_4\text{Sn}_{13}$.

Measurements of $\lambda(T)$ allow us to address the question of whether the defects induced by electron irradiation become magnetic. In principle, nonmagnetic ions may become magnetic when their ionization changes. Such magnetic defects can cause pair-breaking due to spin-flip scattering, resulting in a T_c suppression even in isotropic s -wave fully-gapped superconductors [81,86,87]. Our precision measurements of the London penetration depth in this system exclude this scenario. Due to the sensitivity of these measurements, even a minute paramagnetic signal coming from magnetic defects would be detected. In particular, in the presence of magnetic impurities, the London penetration depth estimated from the magnetic susceptibility measurements (such as tunnel-diode resonator) is renormalized as $\lambda_m(T) = \sqrt{\mu(T)}\lambda(T)$, where $\lambda(T)$ is the London penetration depth of a superconducting sample without magnetic impurities and $\mu(T)$ is the normal-state magnetic permeability due to dilute noninteracting magnetic moments (ions, impurities, etc). We refer to Ref. [116], which shows what the measured penetration depth looks like when this effect is relevant. Here we do not see any trace of the paramagnetic upturn expected if we had magnetic impurities. From the concentration of defects induced by irradiation, which is up to 5×10^{-3} dpf, the volume of the conventional unit cell (9.7 \AA^3), one obtains with $Z = 2$ formulas for the concentration of defects in conventional units $n_d \approx 1 \times 10^{25} \text{ m}^{-3}$. Now we can evaluate the Curie constant. Assuming the simplest case, that each scattering center is a two-level system with the magnetic moment of one Bohr magneton, $\mu = \mu_B = 9.27 \times 10^{-24} \text{ J/T}$. With the estimated n_d we obtain, $C = \mu_0 n_d \mu_B^2 / k_B \approx 7.8 \times 10^{-5} \text{ K}$. This is a very small number even for such a large moment. It gives a correction to our penetration depth, $\lambda(0) = 330$ nm, of approximately $\Delta\lambda(0.4 \text{ K}) \approx 0.32 \text{ \AA}$ at the minimum temperature of 0.4 K. This is a negligible correction. Of course, when $T \rightarrow 0$, it will grow large, but in this paper we are mostly examining what happens at T_c , and such a dilute system will not be able to shift T_c in any appreciable way. If for some reason the magnetic moment is larger or more defects are generated, the measurements of London penetration depth are capable of resolving subnanometer variation and would pick up such a signal. We can therefore say with confidence that magnetism of the defects induced by electron irradiation does not play a role in the obtained results.

Finally, together with a very sharp resistive and magnetic transitions in pristine sample, the behavior of $\lambda(T)$ also rules out possible chemical and structural inhomogeneities that were shown to lead to a significant spread of the observed T_c in polycrystalline $\text{Ca}_3\text{Rh}_4\text{Sn}_{13}$ [107].

E. Candidate pairing states for $\text{Ca}_3\text{Rh}_4\text{Sn}_{13}$

Since $\text{Ca}_3\text{Rh}_4\text{Sn}_{13}$ does not exhibit a transition into a CDW phase, the normal state symmetries out of which superconductivity emerges are expected to be those of the room-temperature symmetry group of the 3-4-13 series—the space group $Pm\bar{3}n$ (No. 223) with associated point group O_h ; this is confirmed by XRD measurements [117]. Both in the literature and in our measurements, there are no indications of multiple consecutive superconducting transitions. Therefore we can use the irreducible representations (IRs) of the normal-state symmetry group [118] to classify the superconducting order parameters. In the absence of magnetic fields, it is further natural to assume that the pairing order parameter transforms trivially under lattice translations and we can focus on the IRs of the point group O_h . Note that the involved atoms are moderately heavy and we thus expect spin-orbit coupling to be sufficiently strong such that the symmetries of O_h should be thought of as acting on the spatial coordinates (three-dimensional momentum \mathbf{k}) and spin simultaneously.

Since O_h contains inversion, i , all bands are doubly-degenerate despite the presence of spin-orbit coupling. We label the degeneracy with a pseudospin quantum number. Another consequence of $i \in O_h$ is that all IRs decay into even, g , and odd, u , representations under i , associated with pseudospin singlet and triplet. For each $\mu = g, u$, O_h has two 1D IRs, $A_{1\mu}$ and $A_{2\mu}$, one 2D IR, E_μ , and two 3D IRs, $T_{1\mu}$ and $T_{2\mu}$, leading to a total number of 10 IRs. This gives rise to a large number (26) of possible pairing states [118]. However, most of these states necessarily have nodes which is not consistent with the observed temperature dependence of the penetration depth in Fig. 9. As summarized in Table III, only six states are left that *can* be fully gapped. When specifying the superconducting order parameter, $\Delta_{\mathbf{k}}$, in Table III, we focus on generic momenta on the Fermi surfaces without additional degeneracies between different bands. Therefore $\Delta_{\mathbf{k}}$ can be taken to be a 2×2 matrix in pseudospin-space, which we have expanded in terms of Pauli matrices σ_j in Table III.

These six candidate states can be further divided into two categories: (i) four states that will be fully gapped right below T_c since their primary order parameters are associated with a full gap: these are the regular BCS s -wave, spin singlet state, transforming under A_{1g} , a helical triplet (A_{1u}), and two triplets transforming under E_u and T_{2u} , respectively; (ii) two states where the primary order parameter has line nodes but which, once nonzero, can induce secondary superconducting orders that have a full gap: these are two singlets, one transforming under E_g and one under T_{2g} .

The states (ii) are not consistent with experiment for the following reasons: they will have line nodes in a finite range below T_c , which together with the temperature-dependent admixture of a secondary order parameter, is generically expected to lead to a more unconventional temperature dependence of the penetration depth than what is seen in Fig. 9.

TABLE III. Possible fully gapped pairing states for $\text{Ca}_3\text{Rh}_4\text{Sn}_{13}$ as constrained by the point group O_h . The first four states above the horizontal line can be fully gapped right below the superconducting critical temperature T_c . The two states below the horizontal line exhibit line nodes right below T_c but can, in principle, be fully gapped at sufficiently low T . The column d_n denotes the dimensionality of the IR and the column TRS states whether the pairing state has time-reversal symmetry. We use the short-hand notation $X = X_{\mathbf{k}}, Y = Y_{\mathbf{k}}, Z = Z_{\mathbf{k}}$ to denote real-valued Brillouin-zone-periodic functions that transform as $x, y,$ and z under O_h . We also indicate the ratio of the maximal to minimal value of the superconducting gap, $\Delta_{\max}/\Delta_{\min}$, for an isotropic Fermi surface around $\mathbf{k} = 0$ and with $(X, Y, Z) = (k_x, k_y, k_z)$. As discussed in the text, only the states of “type” (ia) are natural candidates consistent with the temperature dependence of the superfluid density in Fig. 9.

IR	pairing	d_n	TRS	order parameter $\Delta_{\mathbf{k}}i\sigma_y$	$\Delta_{\max}/\Delta_{\min}$	type
A_{1g}	s wave	1	✓	$a + b(X^2 + Y^2 + Z^2)$	1	(ia)
A_{1u}	p wave	1	✓	$X\sigma_x + Y\sigma_y + Z\sigma_z$	1	(ia)
E_u	$e_{u(0,1)}$ wave	2	✓	$2Z\sigma_z - X\sigma_x - Y\sigma_y$	2	(ib)
T_{2u}	$t_{2u(1,1,1)}$ wave	3	✓	$(Y + Z)\sigma_x + (X + Z)\sigma_y + (X + Y)\sigma_z$	2	(ib)
E_g	$e_{g(0,1)}$ wave	2	✓	$2Z^2 - X^2 - Y^2$	∞ (line nodes)	(ii)
T_{2g}	$t_{2g(1,1,1)}$ wave	3	✓	$YZ + ZX + XY$	∞ (line nodes)	(ii)

Further, the admixture of the secondary component has to be extremely large to not only remove the nodes but also lead to an approximately isotropic gap function (see also Appendix A 1).

Among the remaining four states of type (i) in Table III, we can further distinguish between (ia) states that can have a fully isotropic gap function and (ib) states which are, by symmetry, forced to have a momentum-dependent order parameter that generically leads to a significantly momentum-dependent gap. The ratio of the maximum to minimum gap size, $\Delta_{\max}/\Delta_{\min}$, on the Fermi surface is expected to be of the order of 2 for the (ib) states. Based on the penetration-depth data, the (ia) states thus seem more natural candidates. We therefore focus for the following analysis of the irradiation data on the A_{1g} singlet and A_{1u} triplet states.

F. Constraints on pairing from sensitivity to disorder scattering

To quantitatively analyze the measured impact of impurities on T_c in $\text{Ca}_3\text{Rh}_4\text{Sn}_{13}$, we use the general expression derived in Ref. [78] for the sensitivity parameter ζ that describes the disorder-induced reduction of the superconducting critical temperature according to

$$\frac{T_{c,0} - T_c(\tau^{-1})}{T_{c,0}} \sim \frac{\pi}{4T_{c,0}} \tau^{-1} \zeta. \quad (2)$$

This expression holds in the limit of weak scattering rates, $\tau^{-1} \rightarrow 0$, where ζ corresponds to the linear slope of the T_c reduction as a function of τ^{-1} . With the normalization in Eq. (2), we have $\zeta = 1$ for magnetic impurities in a single-band, isotropic, spin-singlet superconductor and $\zeta = 1/2$ for a single-band d -wave superconductor in the presence of nonmagnetic impurities (see grey dashed line in Fig. 8). Comparison of the slopes in Fig. 8 allows to extract $\zeta \approx 1/9$ for our $\text{Ca}_3\text{Rh}_4\text{Sn}_{13}$ sample. Reference [78] related ζ for a general superconductor and a general form of disorder to a (properly normalized) Frobenius norm of the commutator appearing in the generalized Anderson theorem of Refs. [119,120]. The full expression for general disorder potentials and pairing states is defined in Appendix A 2 [see Eq. (A7)]. In the following, we apply it to the relevant pairing states in $\text{Ca}_3\text{Rh}_4\text{Sn}_{13}$ that were identified above. Since electron irradiation creates pointlike, nonmagnetic defects, we focus on this type of disorder.

We begin with the A_{1g} singlet and assume a general momentum-dependent order parameter, $\Delta_{\mathbf{k}} = \Psi_{\mathbf{k}}i\sigma_y$ where $\Psi_{\mathbf{k}}$ is invariant under all symmetries of O_h . Considering pointlike, nonmagnetic disorder without any momentum dependence in the pseudospin basis, Eq. (A7) readily yields

$$\zeta = \frac{\langle |\Psi_{\mathbf{k}}|^2 \rangle_{\text{FS}} - |\langle \Psi_{\mathbf{k}} \rangle_{\text{FS}}|^2}{2 \langle |\Psi_{\mathbf{k}}|^2 \rangle_{\text{FS}}}; \quad (3)$$

here $\langle \dots \rangle_{\text{FS}}$ denotes the average over all momenta \mathbf{k} on the Fermi surfaces of the system (normalized such that $\langle 1 \rangle_{\text{FS}} = 1$). Note that our assumption of disorder neglects the fact that the wave functions at the Fermi surfaces are composed of \mathbf{k} -dependent superpositions of spin and different orbitals, which is expected [78,89–91] to reduce the impact of disorder on T_c further. Therefore the following values of ζ should technically be viewed as upper bounds.

It holds $\zeta = 0$ in Eq. (3) if $\Psi_{\mathbf{k}}$ is independent of \mathbf{k} , recovering the well-known Anderson theorem [80]. Therefore, to obtain finite ζ in Eq. (3) for the A_{1g} singlet, we need to allow for momentum dependent $\Psi_{\mathbf{k}}$. Let us first assume that this momentum dependence arises from $\Psi_{\mathbf{k}}$ varying *within* a closed Fermi sheet. To illustrate the consequences for ζ , we will for concreteness focus on a single Fermi surface enclosing the Γ point. Let us approximate it to be spherical, and only include the lowest-order lattice harmonic (g -wave in this case) correction to $\Psi_{\mathbf{k}} = \Psi_0$ that transforms under the trivial IR A_{1g} of O_h ,

$$\Psi_{\mathbf{k}} = \Psi_0(1 + \delta[k_x^4 + k_y^4 + k_z^4]). \quad (4)$$

Here the parameter δ determines the strength of the momentum-dependent perturbation and has to be real as a gauge has to exist where $\Psi_{\mathbf{k}} \in \mathbb{R}$ (due to time-reversal symmetry in the normal state). Note that the superconductor will be nodal if and only if $-3 < \delta < -1$. From Eq. (3), it is straightforward to evaluate ζ which is found to be

$$\zeta(\delta) = \frac{8\delta^2}{5\delta(41\delta + 126) + 525}. \quad (5)$$

As expected, we have $\zeta(\delta = 0) = 0$ since the order parameter is momentum independent when $\delta = 0$. The maximal value of $1/2$ is reached when $\delta = -5/3$ for which the Fermi surface average of $\Psi_{\mathbf{k}}$ vanishes. For large $|\delta|$, the order parameter

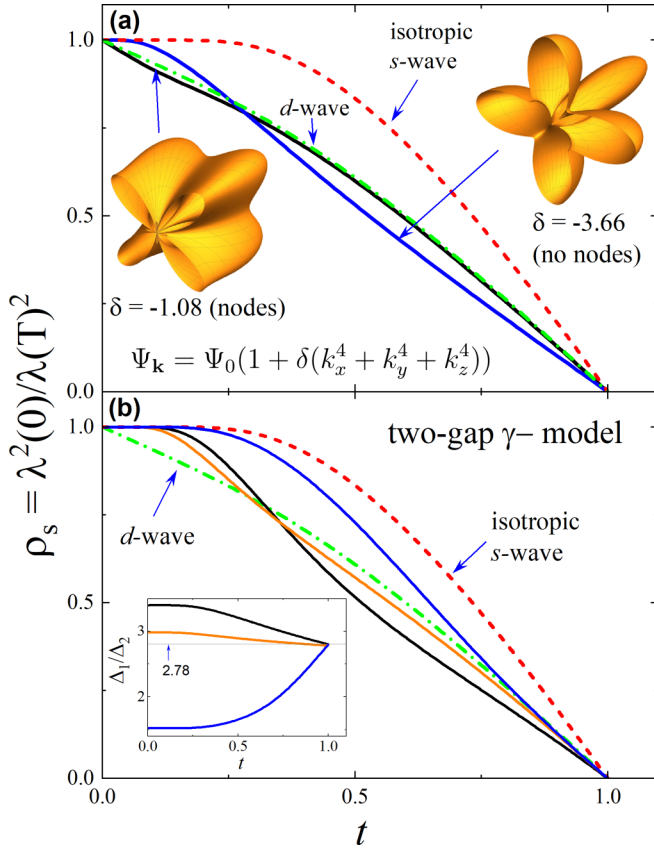


FIG. 10. Calculated normalized superfluid density to examine the influence of gap anisotropy. (a) g -wave correction to s -wave pairing, as defined in Eq. (4), with relative strengths $\delta = -3.66$ (blue) and -1.08 (black), needed to reproduce the observed suppression of T_c . The 3D structure of the gap in the reciprocal space is shown as insets. The standard s -wave, $\Psi_{\mathbf{k}} = \Psi_0$, and d -wave, $\Psi_{\mathbf{k}} = \Psi_0(k_x^2 - k_y^2)$, cases are shown by dashed lines. Clearly, the computed superfluid density is far from the experimental data shown in Fig. 9. (b) Two-band A_{1g}^{++} superconductor with two different gap magnitudes, Δ_1 and Δ_2 . To reproduce the observed T_c suppression, the gap ratio should be $\Delta_1/\Delta_2 = 2.78$, see text. There are many sets of the interaction matrix elements to obtain that value at T_c but with different temperature dependencies of Δ_1/Δ_2 below T_c (see inset). We show the computed $\rho_s(T)$ for several choices, but none of them is consistent with the experimental data. See Appendix B for more details of the computations.

approaches that of the subleading, g -wave basis function, associated with a value $\lim_{|\delta| \rightarrow \infty} \zeta(\delta) = 8/205 \approx 0.039$.

Most importantly, for the experimental value $\zeta = 1/9$, Eq. (5) is only consistent with two possible values of δ : either $\delta \approx -1.08$, which leads to a superconductor with nodal lines, or $\delta \approx -3.66$, for which the superconductor almost exhibits nodal lines; the associated anisotropy is quite large, $\Delta_{\max}/\Delta_{\min} \approx 12$. For both values of δ , we have computed the temperature dependence of the superfluid density ρ_s , see Fig. 10(a) for the results and Appendix B for more details. As can be clearly seen, the strong anisotropy or presence of nodes leads to a $\rho_s(T)$ profile that differs significantly from the observed s -wavelike behavior and more closely resembles that of a d -wave state. Since none of these two values of δ

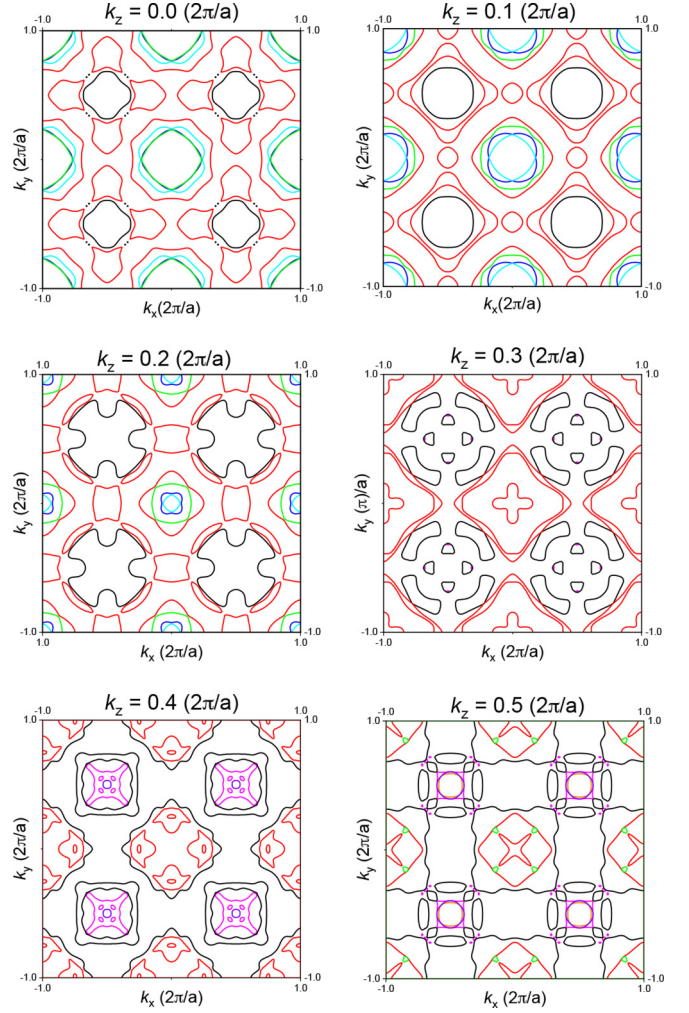


FIG. 11. Fermi surface contours at various k_z in $Ca_3Rh_4Sn_{13}$ obtained within density functional theory (DFT). Different colors denote different bands crossing the Fermi energy (see Appendix C for details).

are consistent with our data, we conclude that the momentum dependence of $\Psi_{\mathbf{k}}$ on one (or several) Fermi sheets is not a possible cause of the observed suppression of T_c .

Next, we consider the possibility that the order parameter of the A_{1g} state varies *between different* sheets. As can be seen in Fig. 11, the normal state of $Ca_3Rh_4Sn_{13}$ has eight bands crossing the Fermi level, giving rise to very complex Fermi surfaces. Assuming that $\Psi_{\mathbf{k}}$ is constant on each Fermi sheet, we write $\Psi_{\mathbf{k}} = \Delta_n$ if \mathbf{k} belongs to the n th sheet. Denoting the density of states at the Fermi level of the n th Fermi surface by ρ_n , we find

$$\zeta = \frac{1}{2} \left[1 - \frac{|\sum_n \rho_n \Delta_n|^2}{(\sum_n \rho_n |\Delta_n|^2) \sum_n \rho_n} \right] \quad (6)$$

from Eq. (3). We note in passing that it is also possible that the order parameter on different, symmetry unrelated pockets exhibits nontrivial complex phases, due to frustration [121,122], $\Delta_n^* \Delta_n \notin \mathbb{R}$. However, this can only happen via two (or more) consecutive superconducting transitions, as a result of

time-reversal symmetry. As there are no indications of multi-
 transitions in $\text{Ca}_3\text{Rh}_4\text{Sn}_{13}$ we will assume $\Delta_n \in \mathbb{R}$.

Since $\Delta_n^* \Delta_{n'} < 0$ is expected to be impossible for a conventional phonon-mediated pairing mechanism [123,124], we first focus on the case where $\Delta_n^* \Delta_{n'} > 0$ for all n, n' , which we refer to as the A_{1g}^{++} state. In the simplest case of only two different gap magnitudes in Eq. (6), it is straightforward to show via optimization of the respective density of states that the maximum possible ζ for given Δ_1/Δ_2 reads as

$$\zeta_{\max} \left(\frac{\Delta_2}{\Delta_1} \right) = \zeta_{\max} \left(\frac{\Delta_1}{\Delta_2} \right) = \frac{(\Delta_2/\Delta_1 - 1)^2}{2(1 + \Delta_2/\Delta_1)^2}. \quad (7)$$

From this, it is easy to see that $\zeta = 1/9$ can only be reached when $\Delta_2/\Delta_1 > 2.78$ (or $\Delta_1/\Delta_2 < 0.35$), which is not consistent with the penetration depth measurement, see Fig. 10(b). For reference, $\zeta_{\max} \approx 0.004 \ll 1/9$ assuming a maximal imbalance of 20%, $\Delta_2/\Delta_1 = 1.2$. In Appendix A 3, we show that this conclusion is not altered by allowing for three or more independent gaps. We also use values of ρ_n determined from first-principle calculations to show that, irrespective of how two different gap magnitudes are distributed among the various Fermi surface sheets, the minimal gap anisotropy consistent with $\zeta = 1/9$ is $\Delta_{\max}/\Delta_{\min} \approx 2.86$.

Since our data cannot be explained by the A_{1g}^{++} , we now allow for $\Delta_n^* \Delta_{n'} < 0$. Such a multiband s^{+-} state, which we denote by A_{1g}^{+-} , cannot be stabilized by electron-phonon coupling alone and, hence, requires an unconventional pairing mechanism. As a consequence of the sign change, two different gap values Δ_1 and Δ_2 with $\Delta_1^* \Delta_2 < 0$ are sufficient to cause much larger ζ in Eq. (6): the maximum possible value of $\zeta = 1/2$ is reached when $\rho_1 |\Delta_1| = \rho_2 |\Delta_2|$. Consequently, for the A_{1g}^{+-} states, the crucial question is whether $\zeta = 1/9$ is too small. In Appendix A 3, we show that there are multiple different ways of distributing Δ_1 and Δ_2 with $\Delta_1/\Delta_2 \approx -1$, i.e., with almost identical (and isotropic) gaps, among the various Fermi sheets. Consequently, the unconventional A_{1g}^{+-} state is thus far the only option consistent with our measurements.

Finally, let us look into the A_{1u} triplet. As readily follows from the general expression for ζ derived in [78], it holds $\zeta = 1/2$ for the A_{1u} triplet state. In fact, $\zeta = 1/2$ holds for any other unconventional pairing state such as the E_g and T_{2g} singlets in Table III; as already discussed, these latter two, are less natural candidates for $\text{Ca}_3\text{Rh}_4\text{Sn}_{13}$ since their gap function is expected to have an anisotropy of about 2, while the gap of the A_{1u} triplet state can be completely isotropic. The value of $\zeta = 1/2$ is still too large by about a factor of four. However, as alluded to above, assuming impurities that have \mathbf{k} -independent, pseudospin trivial matrix elements on the Fermi surfaces may not be such a good approximation in a complex multiorbital material such as $\text{Ca}_3\text{Rh}_4\text{Sn}_{13}$. In particular, the presence of spin-orbit coupling can further reduce ζ significantly as discussed in several previous works [78,89–91]. Therefore the A_{1u} triplet cannot be excluded based on our observations, but requires the additional, yet not implausible, assumption of spin-orbit-coupling-induced suppression of disorder matrix elements between relevant states at the Fermi surface (see, e.g., Ref. [78] for a general discussion of this aspect). One observation that further disfavors the A_{1u} triplet, however, is that the amount of spin-orbit coupling in

the Bloch states at the Fermi surface should vary significantly among the four stannides studied and yet the suppression of T_c with disorder is of the same order in $\text{Ca}_3\text{Rh}_4\text{Sn}_{13}$ and $\text{Ca}_3\text{Ir}_4\text{Sn}_{13}$ after CDW order has been fully suppressed in the latter, see Fig. 7, right panel. Taken together, the A_{1u} triplet cannot be rigorously excluded based on our data but requires more fine-tuning and additional assumptions than the A_{1g}^{+-} superconductor.

V. CONCLUSIONS

We have studied the impact of controlling the number of nonmagnetic defects on the transition temperatures of the superconducting, T_c , and CDW, T_{CDW} , phases in the four stoichiometric 3-4-13 stannides $\text{Sr}_3\text{Ir}_4\text{Sn}_{13}$, $\text{Sr}_3\text{Rh}_4\text{Sn}_{13}$, $\text{Ca}_3\text{Ir}_4\text{Sn}_{13}$, and $\text{Ca}_3\text{Rh}_4\text{Sn}_{13}$. While T_{CDW} is suppressed with increasing defect concentrations in the three compounds that exhibit CDW order, the behavior of superconductivity is more complex, see Fig. 7, and reveals nontrivial microscopic physics. The suppression of T_c with weak disorder is by far the strongest in $\text{Ca}_3\text{Rh}_4\text{Sn}_{13}$, which does not exhibit any long-range CDW. Furthermore, T_c increases with weak disorder in $\text{Sr}_3\text{Rh}_4\text{Sn}_{13}$. All of these findings are consistent with a picture where CDW and superconductivity compete.

Quantitatively, the suppression of T_c with disorder in $\text{Ca}_3\text{Rh}_4\text{Sn}_{13}$ is about only 4.5 times weaker than the theoretical expectation for a nodal superconducting gap function, such as d -wave, with a vanishing average order parameter on the Fermi surface, see Fig. 8. However, the measured temperature dependence of the London penetration depth, Fig. 9, indicates a full isotropic gap. Based on the symmetries of the normal state, we classified the pairing states in $\text{Ca}_3\text{Rh}_4\text{Sn}_{13}$ and list those which can have a full gap in Table III. Among those, only the A_{1g} singlet and A_{1u} triplet are naturally consistent with the nearly isotropic gap. Based on a quantitative comparison [78] of theory and the measured disorder-induced change of T_c in $\text{Ca}_3\text{Rh}_4\text{Sn}_{13}$, a conventional A_{1g} singlet, where the sign of the order parameter is the same on all Fermi surfaces, is not consistent with the data. Instead, the A_{1g}^{+-} singlet, a multiband s^{+-} state, where the sign of the order parameter is different on one (or a small subset) of the smaller Fermi surfaces, naturally reproduces the observed suppression of T_c . While we cannot rigorously exclude the A_{1u} triplet, further assumptions about the matrix elements of the disorder potential on the Fermi surfaces are required to reduce the impact of disorder on its critical temperature. In either case, the pairing mechanism giving rise to the A_{1g}^{+-} or A_{1u} superconductor cannot [123,124] be based entirely on electron-phonon coupling, and thus must be unconventional. Similarly, since regular time-reversal-invariant CDW fluctuations cannot induce unconventional pairing [123], our work motivates further investigations into a possible microscopic origin of unconventional pairing.

While this conclusion about unconventional pairing only directly applies to $\text{Ca}_3\text{Rh}_4\text{Sn}_{13}$, it is natural to expect that the superconductivity has a very similar nature in all of the studied stannides. We observed an extremely similar superfluid density in $\text{Ca}_3\text{Ir}_4\text{Sn}_{13}$ (a separate study to be published), which indicates that it is also a fully gapped superconducting state. As shown in Fig. 7, T_c is only weakly suppressed in

$\text{Ca}_3\text{Ir}_4\text{Sn}_{13}$ when CDW is present, but is suppressed at a similar rate to $\text{Ca}_3\text{Rh}_4\text{Sn}_{13}$ as soon as CDW is suppressed. Therefore it is reasonable to conclude that the underlying T_c suppression rate is the same in $\text{Ca}_3\text{Rh}_4\text{Sn}_{13}$ as in $\text{Ca}_3\text{Ir}_4\text{Sn}_{13}$, implying similar unconventional pairing. In this sense, $\text{Ca}_3\text{Rh}_4\text{Sn}_{13}$ could be the key compound to unravel the microscopic physics of superconductivity in the 3-4-13 series.

ACKNOWLEDGMENTS

This Research is supported by the U.S. Department of Energy, Office of Basic Energy Sciences, Materials Science and Engineering Division through the Ames Laboratory. The Ames Laboratory is operated for the U.S. Department of Energy by Iowa State University under Contract No. DE-AC02-07CH11358. Electron irradiation was conducted at the ‘‘SIRIUS’’ accelerator facility at École Polytechnique (Palaiseau, France) and was supported by EMIR&A French network (FR CNRS 3618) proposal No. 20-5925. L.K. acknowledges support from the U.S. DOE Early Career Research Program. P.P.O. acknowledges support from the Research Corporation for Science Advancement via a Cottrell Scholar Award. Work at Brookhaven National Laboratory was supported by the U.S. Department of Energy, Office of Basic Energy Science, Division of Materials Science and Engineering, under Contract No. DE-SC0012704 (materials synthesis).

APPENDIX A: PAIRING STATES AND IMPACT OF DISORDER

In this Appendix, we provide more details on the superconducting pairing states for $\text{Ca}_3\text{Rh}_4\text{Sn}_{13}$ and their sensitivity to pointlike disorder.

1. Admixture of secondary order parameter

To understand why the superconducting order parameters in the last two lines of Table III allow for admixture of a secondary order parameter that can be fully gapped, let us first focus on the $e_g(0, 1)$ state. When the order parameter $\Delta_{\mathbf{k}} = \eta_2^{E_g}(2Z_{\mathbf{k}}^2 - X_{\mathbf{k}}^2 - Y_{\mathbf{k}}^2)i\sigma_y$ becomes nonzero at T_c , it reduces the point symmetries not only in charged but also in charge-0 observables, such as the spectrum $E_{\mathbf{k}}$ of the Bogoliubov quasiparticles. Formally, this means that for some $g \in O_h$, no $\varphi_g \in \mathbb{R}$ exists such that

$$\Delta_{g\mathbf{k}} = e^{i\varphi_g} \Delta_{\mathbf{k}}, \quad \forall \mathbf{k}. \quad (\text{A1})$$

For the $e_g(0, 1)$ state, the maximal set of $g \in O_h$ for which a φ_g in Eq. (A1) exists forms the subgroup D_{4h} of O_h ; therefore, $E_{\mathbf{k}}$ will only be invariant under these symmetries, while $E_{g\mathbf{k}} \neq E_{\mathbf{k}}$ for $g \in O_h \setminus D_{4h}$ (such as threefold rotational symmetry). Since the order parameter of the $e_g(0, 1)$ state transforms under the trivial representation, A_{1g} , of D_{4h} [$\Leftrightarrow \varphi_g = 0$ in Eq. (A1) for all $g \in D_{4h}$], it can couple linearly to the A_{1g} singlet in Table III. This coupling requires O_h to be broken due to $\eta_2^{E_g} \neq 0$ and is thus a higher-order process in $\eta_2^{E_g}$. As such, we expect the admixed component to have a temperature dependence $\propto (T_c - T)^{n/2}$, with $n > 1$, close to T_c . We note that this would be different in case of the $e_g(1, 0)$ superconductor with order parameter $\Delta_{\mathbf{k}} = \eta_1^{E_g}(X_{\mathbf{k}}^2 - Y_{\mathbf{k}}^2)i\sigma_y$; while it

will also reduce O_h to D_{4h} , we will have $\varphi_{C_4} = \varphi_{\sigma_d} = \pi$ in Eq. (A1) such that the order parameter will transform as B_{1g} under D_{4h} . Being odd under the mirror planes σ_d of D_{4h} , any B_{1g} singlet will necessarily have line nodes.

To demonstrate the admixture for E_g pairing more explicitly and determine the exponent n in the temperature dependence of the secondary order parameter, we will next discuss it on the level of a Ginzburg-Landau expansion. To this end, we expand the order parameter in the E_g and A_{1g} representation of O_h as

$$\Delta_{\mathbf{k}}i\sigma_y = \eta_1^{E_g}\sqrt{3}(X_{\mathbf{k}}^2 - Y_{\mathbf{k}}^2) + \eta_2^{E_g}(2Z_{\mathbf{k}}^2 - X_{\mathbf{k}}^2 - Y_{\mathbf{k}}^2) + \eta^{A_{1g}}. \quad (\text{A2})$$

As they transform under different IRs of O_h , there cannot be a quadratic coupling of the form $(\eta_j^{E_g})^* \eta^{A_{1g}}$, but upon noting that $E_g \otimes E_g \otimes E_g = A_{1g} \oplus A_{2g} \oplus 3E_g$ it is clear that quartic terms of the form $(\eta_j^{E_g})^*(\eta_k^{E_g})^*\eta_l^{E_g}\eta^{A_{1g}}$ exist. As $\eta^\dagger \sigma_x \eta$ and $\eta^\dagger \sigma_z \eta$, with $\eta = (\eta_1^{E_g}, \eta_2^{E_g})^T$, transform as $\sqrt{3}(x^2 - y^2)$ and $2z^2 - x^2 - y^2$ under O_h , the following coupling is allowed in the free energy:

$$\kappa (\eta^{A_{1g}})^* (\eta^\dagger \sigma_x \eta \eta_1^{E_g} + \eta^\dagger \sigma_z \eta \eta_2^{E_g}) + \text{c.c.}, \quad (\text{A3})$$

where $\kappa \in \mathbb{R}$ as a consequence of time-reversal symmetry. In agreement with our discussion above, we find that the coupling vanishes for the $e_g(1, 0)$ superconductor, where $\eta_2^{E_g} = 0$; the same holds for the time-reversal-symmetry-breaking $e_g(1, i)$ state for which $\eta = (1, \pm i)$. On the other hand, it is nonzero and given by

$$-2\kappa |\eta_2^{E_g}|^2 \text{Re}[(\eta^{A_{1g}})^* \eta_2^{E_g}] \quad (\text{A4})$$

for the $e_g(0, 1)$ pairing phase. We thus see that $\eta_2^{E_g} \neq 0$ will induce a finite $\eta^{A_{1g}} \propto |\eta_2^{E_g}|^3 \propto (T_c - T)^{3/2}$ close to T_c (yielding $n = 3$).

While the behavior of $\eta^{A_{1g}}(T)$ and $\eta_2^{E_g}(T)$ further below T_c cannot be captured by the leading-order Ginzburg-Landau expansion and will depend on microscopic details, we can estimate the gap anisotropy as a function of the ratio $\eta = \eta^{A_{1g}}/\eta_2^{E_g}$. Using, as in the main text, $(X, Y, Z) = (k_x, k_y, k_z)$, the gap anisotropy of the $e_g(0, 1)$ state on a spherical Fermi surface reads as

$$\Delta_{\max}/\Delta_{\min} = \begin{cases} \frac{2+\eta}{\eta^{-1}} & \eta > 1, \\ \infty & \eta \leq 1. \end{cases} \quad (\text{A5})$$

For instance, if we want $\Delta_{\max}/\Delta_{\min} < 1.1$, we need $\eta > 31$, i.e., the secondary order parameter has to be about 30 times larger than the primary one, which does not seem to be a natural assumption.

The analysis for the $t_{2g}(1, 1, 1)$ singlet is similar. In this case, the coupling analogous to Eq. (A3) is associated with the A_{1g} term in $T_{2g} \otimes T_{2g} \otimes T_{2g} = A_{1g} \oplus A_{2g} \oplus 2E_g \oplus 3T_{1g} \oplus 4T_{2g}$.

2. General expression for ζ

To be self-contained, we here provide the general expression for the disorder sensitivity parameter ζ in Eq. (2) derived in Ref. [78]. The central quantity is

$$C_{\mathbf{k},\mathbf{k}'} = \Delta_{\mathbf{k}} T^\dagger W_{\mathbf{k},\mathbf{k}'} - t_W W_{\mathbf{k},\mathbf{k}'} \Delta_{\mathbf{k}'} T^\dagger, \quad (\text{A6})$$

TABLE IV. Density of states of the bands per conventional unit cell ($Z = 2$) of $\text{Ca}_3\text{Rh}_4\text{Sn}_{13}$ at the Fermi level ordered by decreasing magnitude.

n	band	ρ_n (states/eV cell)
1	272	13.73
2	273	9.534
3	274	0.847
4	275	0.826
5	271	0.732
6	276	0.670
7	270	0.135
8	269	0.105

which is either a commutator or an anti-commutator depending on whether we consider time-reversal-even ($t_W = +1$) or -odd ($t_W = -1$) disorder, respectively; it also appeared in the generalized Anderson theorem of [119,120]. In Eq. (A6), $\Delta_{\mathbf{k}}$ is the superconducting order parameter at T_c , in our case a 2×2 matrix in pseudospin space, and T is the unitary part of the time-reversal operator ($T = i\sigma_y$ for the states in Table III). Finally, $W_{\mathbf{k},\mathbf{k}'}$ are the matrix elements of the impurity potential W with respect to the Bloch states, $|\mathbf{k}, s\rangle$, at the Fermi surface, i.e., $(W_{\mathbf{k},\mathbf{k}'})_{s,s'} = \langle \mathbf{k}, s | W | \mathbf{k}', s' \rangle$, with s labeling all bands including spin.

Defining the Fermi-surface Frobenius norm according to $\|C\|_F^2 := \frac{1}{N_{\text{FS}}} \sum_{\mathbf{k},\mathbf{k}' \in \text{FS}} \text{tr}[C_{\mathbf{k},\mathbf{k}'}^\dagger C_{\mathbf{k},\mathbf{k}'}]$, where $\mathbf{k} \in \text{FS}$ indicates that the sum involves all momenta in a finite vicinity around the Fermi surfaces and $N_{\text{FS}} = \sum_{\mathbf{k} \in \text{FS}}$, we can write [78]

$$\zeta = \frac{\|C\|_F^2}{2 \text{tr}[W^\dagger W] \langle \text{tr}[\Delta_{\mathbf{k}}^\dagger \Delta_{\mathbf{k}}] \rangle_{\text{FS}}}, \quad (\text{A7})$$

where $\langle f_{\mathbf{k}} \rangle_{\text{FS}} := \frac{1}{N_{\text{FS}}} \sum_{\mathbf{k} \in \text{FS}} f_{\mathbf{k}}$ denotes the normalized Fermi surface average, as also used in the main text, see Eq. (3).

Due to the generality of Eq. (A7), it can be readily applied in many different systems, see, e.g., Refs. [122,125] for two recent applications. Most importantly for us here, Eq. (3) in the main text is readily derived by focusing on $\Delta_{\mathbf{k}} \in \mathbb{C}^{2 \times 2}$, \mathbf{k} -dependent pseudospin-singlet pairing, $\Delta_{\mathbf{k}} = \Psi_{\mathbf{k}} i\sigma_y$ and scalar nonmagnetic ($t_W = +1$) disorder of the simple form $W = W_{\mathbf{k},\mathbf{k}'} = W_0 \sigma_0$, $W_0 \in \mathbb{R}$.

3. Different gaps on different Fermi sheets

Finally, we discuss in more details which order parameter ratios Δ_n/Δ_1 in Eq. (6) are consistent with the observed $\zeta = 1/9$.

In our DFT calculations for $\text{Ca}_3\text{Rh}_4\text{Sn}_{13}$ (with details in Appendix C) we identify eight bands that give rise to Fermi surfaces, see Fig. 11. Their respective density of states at the Fermi level, ρ_n , in decreasing order of magnitude are listed in Table IV. In principle, the order parameter can be different for any of these bands. For simplicity, we will first assume that there are only two different values, Δ_1 and Δ_2 , and the three bands with smallest ρ_n are combined into one, i.e., we take them to exhibit the same Δ_n ; this amounts to studying the effective six band problem with respective density of states

$$\begin{aligned} \rho'_n &= \rho_n, \quad 1 \leq n \leq 5, \\ \rho'_6 &= \rho_6 + \rho_7 + \rho_8. \end{aligned} \quad (\text{A8})$$

TABLE V. Ratio of order parameters consistent with $\zeta = 1/9$ in Eq. (6) for all possible independent distributions of the two different values, Δ_1 and Δ_2 , among the six sets of Fermi sheets defined in Eq. (A8). Here \mathcal{S} defines the set of sheets with order parameter Δ_1 , while the order parameter is Δ_2 on the complement $\bar{\mathcal{S}} = \{1, 2, 3, 4, 5, 6\} \setminus \mathcal{S}$. The relative fraction of the density of states of \mathcal{S} is denoted by $\nu_{\mathcal{S}} := \sum_{n \in \mathcal{S}} \rho_n / \sum_{n \in \bar{\mathcal{S}}} \rho_n$. For a more clear representation of the gap anisotropy, we define $\Delta_a/\Delta_b := \max\{\Delta_1/\Delta_2, \Delta_2/\Delta_1\}$.

\mathcal{S}	$\nu_{\mathcal{S}}$	$(\Delta_a/\Delta_b)_1$	$(\Delta_a/\Delta_b)_2$
{1}	1.07	3.39	3.21
{2}	0.56	2.86	4.91
{3}	0.03	4.37	-0.56
{4}	0.03	4.41	-0.55
{5}	0.03	4.59	-0.50
{6}	0.04	4.27	-0.60
{1,2}	7.02	-0.35	3.03
{1,3}	1.21	3.61	3.09
{1,4}	1.21	3.61	3.09
{1,5}	1.19	3.58	3.10
{1,6}	1.23	3.63	3.08
{2,3}	0.64	2.92	4.30
{2,4}	0.64	2.91	4.31
{2,5}	0.63	2.91	4.37
{2,6}	0.65	2.92	4.26
{3,4}	0.07	3.55	-0.93
{3,5}	0.06	3.61	-0.99
{3,6}	0.07	3.51	-0.88
{4,5}	0.06	3.63	-0.99
{4,6}	0.07	3.52	-0.90
{5,6}	0.07	3.57	-0.95
{1,2,3}	9.77	-0.57	3.22
{1,2,4}	9.68	-0.57	3.22
{1,2,5}	9.29	-0.54	3.19
{1,2,6}	10.05	-0.59	3.24
{1,3,4}	1.38	3.91	2.99
{1,3,5}	1.36	3.87	3.00
{1,3,6}	1.4	3.94	2.98
{1,4,5}	1.35	3.86	3.00
{1,4,6}	1.39	3.93	2.98
{1,5,6}	1.37	3.89	2.99

There are still many (31) inequivalent ways of distributing two gaps on the six Fermi surfaces, as listed in Table V together with the associated anisotropy ratio consistent with $\zeta = 1/9$. We can see that the smallest possible anisotropy ratio for the A_{1g}^{++} state is 2.86. We have checked that this value does not change when allowing for Δ_1 and Δ_2 to be distributed arbitrarily on all eight Fermi surfaces in Table IV. As it should be, this value is larger than the theoretical lower bound (for $\zeta = 1/9$) of $(11 + 6\sqrt{2})/7 \approx 2.78$ based on Eq. (7) for arbitrary ratio of the density of states; due to the multitude of different Fermi surfaces, it is also natural that the A_{1g}^{++} state can almost reach this theoretical bound.

For the A_{1g}^{+-} state, there are several solutions with $|\Delta_1|/|\Delta_2|$ very close to 1 already in the six-band model, see Table V. As can also be seen in the table, this is possible for distributions of order parameters where the sign change

happens between a set of Fermi surfaces and its complement exhibiting a ratio of density of states of about 6%–7%.

One might wonder whether more than two different values of Δ_n in Eq. (6) will allow for an A_{1g}^{++} state with smaller gap anisotropy,

$$A_\Delta := \max_{n,n'} \frac{\Delta_n}{\Delta_{n'}}, \quad (\text{A9})$$

for given ζ (in our case $\zeta = 1/9$). Instead of systematically studying all possible ways of distributing $N > 2$ different order parameters, $\Delta_n > 0$, $n = 1, 2, \dots, N$, on the eight different Fermi surfaces in Table IV, we here derive a lower bound on A_Δ . To this end, let us assume we are given $\Delta_n > 0$ which we order, without loss of generality, such that $\Delta_n > \Delta_{n+1}$. It is not difficult to show that the maximum value of ζ in Eq. (6) is reached when $\rho_n = 0$ for all $n \neq 1, N$. Consequently, only the smallest and largest Δ_n enter and we are back to the case with only two gaps, which we have already analyzed in Sec. IV F of the main text; the maximum value ζ_{\max} thus only depends on $\Delta_1/\Delta_N = A_\Delta$ with form given in Eq. (7), i.e.,

$$\zeta_{\max}(\{\Delta_n\}) = \frac{(A_\Delta - 1)^2}{2(1 + A_\Delta)^2}, \quad (\text{A10})$$

irrespective of how many different Δ_n are taken into account. Specifically, the lower bound for $\zeta = 1/9$, $A_\Delta > (11 + 6\sqrt{2})/7 \approx 2.78$, still applies and the A_{1g}^{++} state with three or more different gaps is not a natural candidate state either.

APPENDIX B: SUPERFLUID DENSITY IN DIFFERENT MODELS

Having established in Sec. IV F which fully gapped conventional singlets are consistent with the observed suppression of T_c with impurity concentration, we next investigate more quantitatively how the respective temperature dependence of the penetration depth or superfluid density compares with that measured experimentally (see Fig. 9).

1. Anisotropic, single Fermi surface

We first consider the anisotropic singlet on a single, isotropic Fermi surface as defined in Eq. (4). As discussed in the main text, only the values of $\delta = -1.08$ and $\delta = -3.66$ reproduce the observed T_c suppression. The former is nodal and cannot possibly explain the exponential attenuation of the penetration depth. The latter is not nodal, but highly anisotropic. To see whether this anisotropy is consistent with the superfluid density ρ_s of Fig. 9, we computed $\rho_s(T)$ for this model.

The calculations followed the Eilenberger formalism with a common ansatz that temperature and angular parts of the order parameter can be separated, $\Delta(T, \mathbf{k}_F) = \Psi(T)\Omega(\mathbf{k}_F)$, where \mathbf{k}_F is Fermi wave vector and the angular part obeys the normalization condition for the Fermi surface average, $\langle \Omega^2 \rangle_{\text{FS}} = 1$ [126]. Specifically, for the anisotropic A_{1g} state in Eq. (4), the angular part in spherical coordinates,

$\mathbf{k}_F = k_F(\sin \theta \cos \varphi, \sin \theta \sin \varphi, \cos \theta)$, reads as

$$\Omega(\theta, \varphi) = \frac{1 + \delta[(\sin \theta \cos \varphi)^4 + (\sin \theta \sin \varphi)^4 + \cos^4 \theta]}{\sqrt{1 + (6/5)\delta + (41/105)\delta^2}}. \quad (\text{B1})$$

The temperature-dependent order parameter magnitude, $\Psi(T)$, is then obtained by solving the Eilenberger self-consistency equation and after that any thermodynamic quantity, including superfluid density, is calculated. The result for both values of δ is shown in Fig. 10(a) along with the curves for a weak-coupling isotropic s -wave BCS ($\Omega = 1$) and d -wave ($\Omega = \sqrt{2} \cos 2\varphi$) order parameters. The inset shows the angular dependence of the gap magnitude, $|\Omega(\mathbf{k}_F)|$, for the same two values of δ . Clearly, $\rho_s(T)$ differs strongly from s -wave behavior and, hence, from the data in Fig. 9 for all of these models.

2. Isotropic self-consistent two-band model

Another way to obtain substantial T_c suppression in a conventional superconductor is to consider a two band system with two isotropic s -wave bands of different amplitude but same sign, denoted as A_{1g}^{++} in the main text.

To compute the superfluid density ρ_s for this scenario, we use the self-consistent Eilenberger scheme, called the

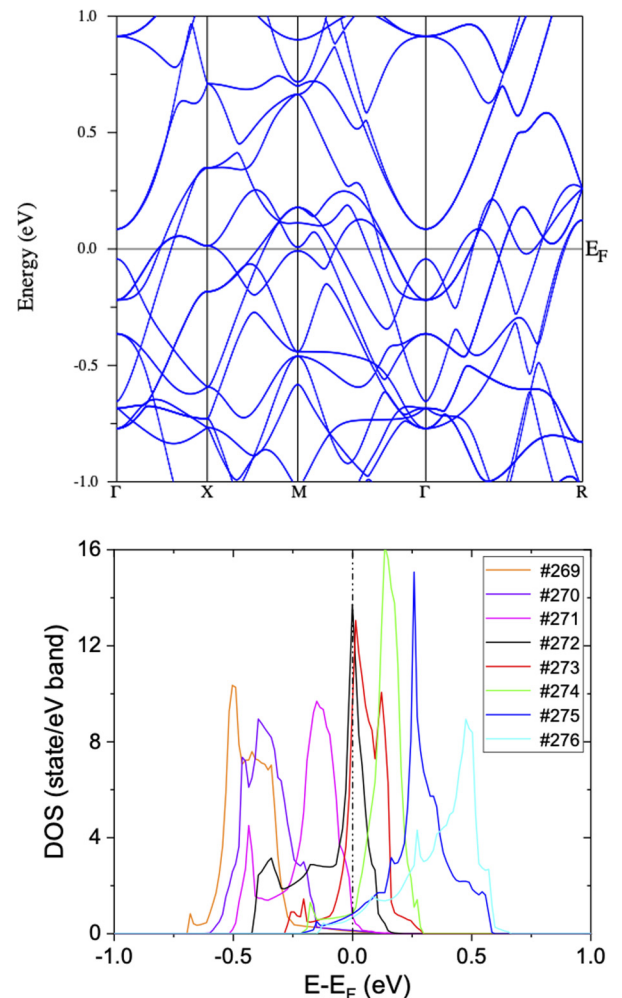


FIG. 12. (Top) Band structures and (bottom) partial density of states of the eight bands across the Fermi level in $\text{Ca}_3\text{Rh}_4\text{Sn}_{13}$.

γ model, which is detailed in Ref. [127]. Starting with an interaction matrix containing two intraband and one interband interaction constants, a system of 2×2 self-consistency equations yields two order parameters from which the total ρ_s can be calculated. Note that the temperature dependencies of the order parameters no longer follow the standard isotropic single-band curve, implying that the gap ratio is temperature-dependent; furthermore, its precise temperature evolution depends crucially on the interaction parameters while the amount of T_c suppression is dictated by the gap ratio at T_c (see Appendix A 2). Therefore we selected several combinations of the interaction parameters, varying intra- and interband contributions, with the constraint that the gap ratio at T_c is $\Delta_1/\Delta_2 = 2.78$, needed to obtain the measured T_c suppression. In Fig. 10(b), we present the resulting temperature dependence of ρ_s (main panel) and of the gap ratio Δ_1/Δ_2 (inset) for three different sets of interaction parameters, with roughly constant, increasing, and decreasing Δ_1/Δ_2 . While the low-temperature behavior exhibits saturation, it occurs below the temperature where the small gap saturates, much lower than $T_c/3$ of isotropic s -wave. Most importantly, as before, none of these models of conventional pairing agree with the measure superfluid density. We therefore have a strong case in favor of unconventional pairing.

APPENDIX C: DENSITY FUNCTIONAL THEORY CALCULATIONS

We carry out first-principles calculations to investigate the electronic structures in $\text{Ca}_3\text{Rh}_4\text{Sn}_{13}$. $\text{Ca}_3\text{Rh}_4\text{Sn}_{13}$ crystallizes

in the cubic $\text{Yb}_3\text{Rh}_4\text{Sn}_{13}$ -type ($Pm\bar{3}n$, space group no. 223) structure. The primitive cell contains two formula units. Ca atoms occupy the $6c$ ($4m2$) site, and Rh atoms occupy the $8e$ (32) site. The Sn atoms are divided into two sublattices; out of 13 Sn atoms in one formula unit, 12 Sn_1 atoms occupy the $24k$ (m) site, and one Sn_2 atom occupies the $2a$ ($m\bar{3}$) site. We adopt the experimental crystal structure parameters [128] in all calculations.

Density functional theory (DFT) calculations are performed using a full-potential linear augmented plane wave (FP-LAPW) method, as implemented in WIEN2K [129]. The generalized gradient approximation of Perdew, Burke, and Ernzerhof [130] is used for the exchange-correlation potentials. To generate the self-consistent potential and charge, we employed $R_{\text{MT}} K_{\text{max}} = 8.0$ with Muffin-tin radii $R_{\text{MT}} = 2.2, 2.4,$ and 2.4 a.u., for Ca, Rh, and Sn, respectively. The k -point integration is performed using a tetrahedron method with Blöchl corrections [131] with 119 k points in the irreducible Brillouin zone (BZ). The calculations are iterated until the charge difference between consecutive iterations is smaller than $10^{-4} e$ and the total energy difference is lower than 0.01 mRy.

Figure 12 shows the DFT band structure along the Γ - X - M - Γ - R high-symmetry path and band-resolved partial density of states (PDOS) near the Fermi level. There are eight bands across the Fermi level. Figure 11 shows the Fermi surface contours calculated at various k_z . We use the same color scheme to denote the eight bands in the Fermi surface contours (Fig. 11) and the band-resolved PDOS [Fig. 12 (bottom)] plots.

-
- [1] N. D. Mathur, F. M. Grosche, S. R. Julian, I. R. Walker, D. M. M. Freye, R. K. W. Haselwimmer, and G. G. Lonzarich, *Nature (London)* **394**, 39 (1998).
- [2] D. Belitz, T. R. Kirkpatrick, and T. Vojta, *Rev. Mod. Phys.* **77**, 579 (2005).
- [3] P. Monthoux, D. Pines, and G. G. Lonzarich, *Nature* **450**, 1177 (2007).
- [4] B. Keimer, S. A. Kivelson, M. R. Norman, S. Uchida, and J. Zaanen, *Nature (London)* **518**, 179 (2015).
- [5] M. R. Norman, *Science* **332**, 196 (2011).
- [6] A. Levchenko, M. G. Vavilov, M. Khodas, and A. V. Chubukov, *Phys. Rev. Lett.* **110**, 177003 (2013).
- [7] C. Proust and L. Taillefer, *Annu. Rev. Condens. Matt. Phys.* **10**, 409 (2019).
- [8] M. Khodas, M. Dzero, and A. Levchenko, *Phys. Rev. B* **102**, 184505 (2020).
- [9] A. V. Chubukov, A. Abanov, Y. Wang, and Y.-M. Wu, *Ann. Phys.* **417**, 168142 (2020).
- [10] K. Hashimoto, K. Cho, T. Shibauchi, S. Kasahara, Y. Mizukami, R. Katsumata, Y. Tsuruhara, T. Terashima, H. Ikeda, M. A. Tanatar, H. Kitano, N. Salovich, R. W. Giannetta, P. Walmsley, A. Carrington, R. Prozorov, and Y. Matsuda, *Science* **336**, 1554 (2012).
- [11] C. G. Wang, Z. Li, J. Yang, L. Y. Xing, G. Y. Dai, X. C. Wang, C. Q. Jin, R. Zhou, and G.-q. Zheng, *Phys. Rev. Lett.* **121**, 167004 (2018).
- [12] K. R. Joshi, N. M. Nusran, M. A. Tanatar, K. Cho, S. L. Bud'ko, P. C. Canfield, R. M. Fernandes, A. Levchenko, and R. Prozorov, *New J. Phys.* **22**, 053037 (2020).
- [13] J.-G. Cheng, K. Matsubayashi, W. Wu, J. P. Sun, F. K. Lin, J. L. Luo, and Y. Uwatoko, *Phys. Rev. Lett.* **114**, 117001 (2015).
- [14] T. Park, V. A. Sidorov, H. Lee, F. Ronning, E. D. Bauer, J. L. Sarrao, and J. D. Thompson, *J. Phys.: Condens. Matter* **23**, 094218 (2011).
- [15] J. Custers, P. Gegenwart, H. Wilhelm, K. Neumaier, Y. Tokiwa, O. Trovarelli, C. Geibel, F. Steglich, C. Pépin, and P. Coleman, *Nature (London)* **424**, 524 (2003).
- [16] J. Paglione, M. A. Tanatar, D. G. Hawthorn, E. Boaknin, R. W. Hill, F. Ronning, M. Sutherland, L. Taillefer, C. Petrovic, and P. C. Canfield, *Phys. Rev. Lett.* **91**, 246405 (2003).
- [17] S. L. Bud'ko, E. Morosan, and P. C. Canfield, *Phys. Rev. B* **69**, 014415 (2004).
- [18] H. Mutka, *Phys. Rev. B* **28**, 2855 (1983).
- [19] Y. Mizukami, M. Kończykowski, K. Matsuura, T. Watashige, S. Kasahara, Y. Matsuda, and T. Shibauchi, *J. Phys. Soc. Jpn.* **86**, 083706 (2017).
- [20] K. Cho, M. Kończykowski, S. Teknowijoyo, M. A. Tanatar, J. Guss, P. B. Gartin, J. M. Wilde, A. Kreyssig, R. J. McQueeney, A. I. Goldman, V. Mishra, P. J. Hirschfeld, and R. Prozorov, *Nat. Commun.* **9**, 2796 (2018).

- [21] A. Abanov, A. V. Chubukov, and J. Schmalian, *Adv. Phys.* **52**, 119 (2003).
- [22] P. C. Canfield and S. L. Bud'ko, *Annu. Rev. Condens. Matter Phys.* **1**, 27 (2010).
- [23] D. C. Johnston, *Adv. Phys.* **59**, 803 (2010).
- [24] J. Paglione and R. L. Greene, *Nat. Phys.* **6**, 645 (2010).
- [25] T. Shibauchi, A. Carrington, and Y. Matsuda, *Annu. Rev. Condens. Matter Phys.* **5**, 113 (2014).
- [26] T. Shibauchi, T. Hanaguri, and Y. Matsuda, *J. Phys. Soc. Jpn.* **89**, 102002 (2020).
- [27] F. Eilers, K. Grube, D. A. Zocco, T. Wolf, M. Merz, P. Schweiss, R. Heid, R. Eder, R. Yu, J.-X. Zhu, Q. Si, T. Shibauchi, and H. v. Löhneysen, *Phys. Rev. Lett.* **116**, 237003 (2016).
- [28] P. Malinowski, Q. Jiang, J. J. Sanchez, J. Mutch, Z. Liu, P. Went, J. Liu, P. J. Ryan, J.-W. Kim, and J.-H. Chu, *Nat. Phys.* **16**, 1189 (2020).
- [29] L. E. Klintberg, S. K. Goh, P. L. Alireza, P. J. Saines, D. A. Tompsett, P. W. Logg, J. Yang, B. Chen, K. Yoshimura, and F. M. Grosche, *Phys. Rev. Lett.* **109**, 237008 (2012).
- [30] S. K. Goh, D. A. Tompsett, P. J. Saines, H. C. Chang, T. Matsumoto, M. Imai, K. Yoshimura, and F. M. Grosche, *Phys. Rev. Lett.* **114**, 097002 (2015).
- [31] L. S. I. Veiga, J. R. L. Mardegan, M. v. Zimmermann, D. T. Maimone, F. B. Carneiro, M. B. Fontes, J. Strempler, E. Granado, P. G. Pagliuso, and E. M. Bittar, *Phys. Rev. B* **101**, 104511 (2020).
- [32] R. E. Peierls, *Quantum Theory of Solids* (Oxford University Press, Oxford, UK, 2001).
- [33] J. A. Wilson, F. Di Salvo, and S. Mahajan, *Adv. Phys.* **24**, 117 (1975).
- [34] J. P. Pouget, *C. R. Phys.* **17**, 332 (2016).
- [35] K. Bechgaard and D. Jerome, *Sci. Am.* **247**, 52 (1982).
- [36] F. Weber, R. Hott, R. Heid, L. L. Lev, M. Caputo, T. Schmitt, and V. N. Strocov, *Phys. Rev. B* **97**, 235122 (2018).
- [37] Y. W. Li, J. Jiang, H. F. Yang, D. Prabhakaran, Z. K. Liu, L. X. Yang, and Y. L. Chen, *Phys. Rev. B* **97**, 115118 (2018).
- [38] I. Guillamon, H. Suderow, J. G. Rodrigo, S. Vieira, P. Rodière, L. Cario, E. Navarro-Moratalla, C. Marta-Gastald, and E. Coronado, *New J. Phys.* **13**, 103020 (2011).
- [39] J. P. Remeika, G. P. Espinosa, A. S. Cooper, H. Barz, J. M. Rowell, D. B. McWhan, J. M. Vandenberg, D. E. Moncton, Z. Fisk, L. D. Woolf, H. C. Hamaker, M. B. Maple, G. Shirane, and W. Thomlinson, *Solid State Comm.* **34**, 923 (1980).
- [40] D. G. Mazzone, S. Gerber, J. L. Gavilano, R. Sibille, M. Medarde, B. Delley, M. Ramakrishnan, M. Neugebauer, L. P. Regnault, D. Chernyshov, A. Piovano, T. M. Fernández-Díaz, L. Keller, A. Cervellino, E. Pomjakushina, K. Conder, and M. Kenzelmann, *Phys. Rev. B* **92**, 024101 (2015).
- [41] D. A. Tompsett, *Phys. Rev. B* **89**, 075117 (2014).
- [42] M. Feig, L. Akselrud, M. Motylenko, M. Bobnar, J. Wagler, K. O. Kvashnina, V. Levitskyi, D. Rafaja, A. Leithe-Jasper, and R. Gumeniuk, *Dalton Trans.* **50**, 13580 (2021).
- [43] H.-T. Wang, M. K. Srivastava, C.-C. Wu, S.-H. Hsieh, Y.-F. Wang, Y.-C. Shao, Y.-H. Liang, C.-H. Du, J.-W. Chiou, C.-M. Cheng, J.-L. Chen, C.-W. Pao, J.-F. Lee, C. N. Kuo, C. S. Lue, M.-K. Wu, and W.-F. Pong, *Sci. Rep.* **7**, 40886 (2017).
- [44] C. W. Luo, P. C. Cheng, C. M. Tu, C. N. Kuo, C. M. Wang, and C. S. Lue, *New J. Phys.* **18**, 073045 (2016).
- [45] L. M. Wang, C.-Y. Wang, G.-M. Chen, C. N. Kuo, and C. S. Lue, *New J. Phys.* **17**, 033005 (2015).
- [46] A. F. Fang, X. B. Wang, P. Zheng, and N. L. Wang, *Phys. Rev. B* **90**, 035115 (2014).
- [47] C. N. Kuo, H. F. Liu, C. S. Lue, L. M. Wang, C. C. Chen, and Y. K. Kuo, *Phys. Rev. B* **89**, 094520 (2014).
- [48] R. Gumeniuk, *Chem. Rare Earths* **54**, 43 (2018).
- [49] I. W. H. Oswald, B. K. Rai, G. T. McCandless, E. Morosan, and J. Y. Chan, *Cryst. Eng. Comm.* **19**, 3381 (2017).
- [50] J. P. A. Westerveld, D. M. R. Lo Cascio, H. Bakkeri, B. O. Loopstra, and K. Goubitz, *J. Phys.: Condens. Matter* **1**, 5689 (1989).
- [51] R. Gumeniuk, M. Schöneich, K. O. Kvashnina, L. Akselrud, A. A. Tsirlin, M. Nicklas, W. Schnelle, O. Janson, Q. Zheng, C. Curfs, U. Burkhardt, U. Schwarz, and A. Leithe-Jasper, *Dalton Trans.* **44**, 5638 (2015).
- [52] K. Suyama, K. Iwasa, Y. Otomo, K. Tomiyasu, H. Sagayama, R. Sagayama, H. Nakao, R. Kumai, Y. Kitajima, F. Damay, J.-M. Mignot, A. Yamada, T. D. Matsuda, and Y. Aoki, *Phys. Rev. B* **97**, 235138 (2018).
- [53] X. Zhu, J. Guo, J. Zhang, and E. W. Plummer, *Adv. Phys. X* **2**, 622 (2017).
- [54] A. M. Gabovich, A. I. Voitenko, and M. Ausloos, *Phys. Rep.* **367**, 583 (2002).
- [55] A. M. Gabovich, A. I. Voitenko, T. Ekino, Mai Suan Li, H. Szymczak, and M. Pekala, *Adv. Cond. Mat. Phys.* **2010**, 681070 (2010).
- [56] M. Leroux, V. Mishra, J. P. C. Ruff, H. Claus, M. P. Smylie, C. Opagiste, P. Rodière, A. Kayani, G. D. Gu, J. M. Tranquada, W.-K. Kwok, Z. Islam, and U. Welp, *Proc. Natl. Acad. Sci. USA* **116**, 10691 (2019).
- [57] Y. W. Cheung, Y. J. Hu, M. Imai, Y. Tanioku, H. Kanagawa, J. Murakawa, K. Moriyama, W. Zhang, K. T. Lai, K. Yoshimura, F. M. Grosche, K. Kaneko, S. Tsutsui, and S. K. Goh, *Phys. Rev. B* **98**, 161103(R) (2018).
- [58] T. Kiss, T. Yokoya, A. Chainani, S. Shin, T. Hanaguri, M. Nohara, and H. Takagi, *Nat. Phys.* **3**, 720 (2007).
- [59] J. Hou, C. H. Wong, R. Lortz, R. Sibille, and M. Kenzelmann, *Phys. Rev. B* **93**, 134505 (2016).
- [60] S. Y. Zhou, H. Zhang, X. C. Hong, B. Y. Pan, X. Qiu, W. N. Dong, X. L. Li, and S. Y. Li, *Phys. Rev. B* **86**, 064504 (2012).
- [61] N. Kase, H. Hayamizu, and J. Akimitsu, *Phys. Rev. B* **83**, 184509 (2011).
- [62] K. Wang and C. Petrovic, *Phys. Rev. B* **86**, 024522 (2012).
- [63] C. S. Lue, C. N. Kuo, C. W. Tseng, K. K. Wu, Y.-H. Liang, C.-H. Du, and Y. K. Kuo, *Phys. Rev. B* **93**, 245119 (2016).
- [64] W. C. Yu, Y. W. Cheung, P. J. Saines, M. Imai, T. Matsumoto, C. Michioka, K. Yoshimura, and S. K. Goh, *Phys. Rev. Lett.* **115**, 207003 (2015).
- [65] J. Luo, J. Yang, S. Maeda, Z. Li, and G.-Q. Zheng, *Chin. Phys. B* **27**, 077401 (2018).
- [66] P. K. Biswas, Z. Guguchia, R. Khasanov, M. Chinotti, L. Li, K. Wang, C. Petrovic, and E. Morenzoni, *Phys. Rev. B* **92**, 195122 (2015).
- [67] H. Hayamizu, N. Kase, and J. Akimitsu, *J. Phys. Soc. Jpn.* **80**, SA114 (2011).
- [68] P. K. Biswas, A. Amato, Kefeng Wang, C. Petrovic, R. Khasanov, H. Luetkens, and E. Morenzoni, *J. Phys.: Conf. Ser.* **551**, 012029 (2014).

- [69] P. K. Biswas, A. Amato, R. Khasanov, H. Luetkens, Kefeng Wang, C. Petrovic, R. M. Cook, M. R. Lees, and E. Morenzoni, *Phys. Rev. B* **90**, 144505 (2014).
- [70] R. Sarkar, F. Brückner, M. Ganther, K. Wang, C. Petrovic, P. K. Biswas, H. Luetkens, E. Morenzoni, A. Amato, and H.-H. Klauss, *Phys. B: Condens. Matter* **479**, 51 (2015).
- [71] T. Yokoya, T. Kiss, A. Chainani, S. Shin, M. Nohara, and H. Takagi, *Science* **294**, 2518 (2001).
- [72] E. Boaknin, M. A. Tanatar, J. Paglione, D. Hawthorn, F. Ronning, R. W. Hill, M. Sutherland, L. Taillefer, J. Sonier, S. M. Hayden, and J. W. Brill, *Phys. Rev. Lett.* **90**, 117003 (2003).
- [73] J. D. Fletcher, A. Carrington, P. Diener, P. Rodière, J. P. Brison, R. Prozorov, T. Olheiser, and R. W. Giannetta, *Phys. Rev. Lett.* **98**, 057003 (2007).
- [74] X. Chen, S. K. Goh, D. A. Tompsett, W. Chi Yu, L. Klintberg, S. Friedemann, H. E. Tan, J. Yang, B. Chen, M. Imai, K. Yoshimura, M. B. Gamza, F. M. Grosche, and M. L. Sutherland, *Phys. Rev. B* **93**, 235121 (2016).
- [75] J. Bardeen, L. N. Cooper, and J. R. Schrieffer, *Phys. Rev.* **106**, 162 (1957).
- [76] J. F. Annett, N. Goldenfeld, and A. J. Leggett, *J. Low Temp. Phys.* **105**, 473 (1996).
- [77] M. Zarea, H. Ueki, and J. A. Sauls, [arXiv:2201.07403](https://arxiv.org/abs/2201.07403).
- [78] E. I. Timmons, S. Teknowijoyo, M. Kończykowski, O. Cavani, M. A. Tanatar, S. Ghimire, K. Cho, Y. Lee, L. Ke, N. H. Jo, S. L. Bud'ko, P. C. Canfield, P. P. Orth, M. S. Scheurer, and R. Prozorov, *Phys. Rev. Res.* **2**, 023140 (2020).
- [79] S. Teknowijoyo, K. Cho, M. Kończykowski, E. I. Timmons, M. A. Tanatar, W. R. Meier, M. Xu, S. L. Bud'ko, P. C. Canfield, and R. Prozorov, *Phys. Rev. B* **97**, 140508(R) (2018).
- [80] P. Anderson, *J. Phys. Chem. Solids* **11**, 26 (1959).
- [81] A. A. Abrikosov and L. P. Gor'kov, *Zh. Eksp. Teor. Fiz.* **35**, 1558 (1958) [*Sov. Phys. JETP* **8**, 1090 (1959)]; *Zh. Eksp. Teor. Fiz.* **36**, 319 (1959) [*Sov. Phys. JETP* **9**, 220 (1959)].
- [82] P. Hohenberg, *Zh. Eksp. Teor. Fiz.* **45**, 1208 (1963) [*Sov. Phys. JETP* **18**, 834 (1964)].
- [83] A. A. Golubov and I. I. Mazin, *Phys. Rev. B* **55**, 15146 (1997).
- [84] F. Rullier-Albenque, H. Alloul, and R. Tourbot, *Phys. Rev. Lett.* **91**, 047001 (2003).
- [85] K. Cho, M. Kończykowski, S. Teknowijoyo, M. A. Tanatar, and R. Prozorov, *Supercond. Sci. Technol.* **31**, 064002 (2018).
- [86] L. A. Openov, *J. Exp. Theor. Phys. Lett.* **66**, 661 (1997).
- [87] L. A. Openov, *Phys. Rev. B* **69**, 224516 (2004).
- [88] K. Cho, M. Kończykowski, S. Ghimire, M. A. Tanatar, L.-L. Wang, V. G. Kogan, and R. Prozorov, *Phys. Rev. B* **105**, 024506 (2022).
- [89] K. Michaeli and L. Fu, *Phys. Rev. Lett.* **109**, 187003 (2012).
- [90] M. S. Scheurer, M. Hoyer, and J. Schmalian, *Phys. Rev. B* **92**, 014518 (2015).
- [91] D. C. Cavanagh and P. M. R. Brydon, *Phys. Rev. B* **101**, 054509 (2020).
- [92] A. C. Damask and G. J. Dienes, *Point Defects in Metals*, (Gordon & Breach, London, UK, 1963).
- [93] M. W. Thompson, *Defects and Radiation Damage in Metals*, Cambridge Monographs on Physics (Cambridge University Press, Cambridge, UK, 1969).
- [94] J. P. A. Westerveld, D. M. R. L. Cascio, and H. Bakker, *J. Phys. F: Met. Phys.* **17**, 1963 (1987).
- [95] M. A. Tanatar, N. Ni, C. Martin, R. T. Gordon, H. Kim, V. G. Kogan, G. D. Samolyuk, S. L. Bud'ko, P. C. Canfield, and R. Prozorov, *Phys. Rev. B* **79**, 094507 (2009).
- [96] M. A. Tanatar, N. Ni, S. L. Bud'ko, P. C. Canfield, and R. Prozorov, *Supercond. Sci. Technol.* **23**, 054002 (2010).
- [97] E. I. Timmons, M. A. Tanatar, Yong Liu, Kyuil Cho, T. A. Lograsso, M. Kończykowski, and R. Prozorov, *Rev. Sci. Instrum.* **91**, 073904 (2020).
- [98] C. T. Van Degrift, *Rev. Sci. Instrum.* **46**, 599 (1975).
- [99] R. Prozorov, R. W. Giannetta, A. Carrington, and F. M. Araujo-Moreira, *Phys. Rev. B* **62**, 115 (2000).
- [100] R. Prozorov, R. W. Giannetta, A. Carrington, P. Fournier, R. L. Greene, P. Guptasarma, D. G. Hinks, and A. R. Banks, *Appl. Phys. Lett.* **77**, 4202 (2000).
- [101] R. Prozorov, *Phys. Rev. App.* **16**, 024014 (2021).
- [102] R. Prozorov and R. W. Giannetta, *Supercon. Sci. Techn.* **19**, R41 (2006).
- [103] R. Prozorov and V. G. Kogan, *Rep. Prog. Phys.* **74**, 124505 (2011).
- [104] R. W. Giannetta, A. Carrington, and R. Prozorov, *J. Low Temp. Phys.* (2021), doi: 10.1007/s10909-021-02626-3.
- [105] R. Prozorov, M. Kończykowski, M. A. Tanatar, H.-H. Wen, R. M. Fernandes, and P. C. Canfield, *npj Quantum Mater.* **4**, 34 (2019).
- [106] R. Prozorov, M. Kończykowski, M. A. Tanatar, A. Thaler, S. L. Bud'ko, P. C. Canfield, V. Mishra, and P. J. Hirschfeld, *Phys. Rev. X* **4**, 041032 (2014).
- [107] A. Ślebarski, J. Goraus, M. M. Maška, P. Witas, M. Fijałkowski, C. T. Wolowiec, Y. Fang, and M. B. Maple, *Phys. Rev. B* **93**, 245126 (2016).
- [108] L. Li, X. Deng, Z. Wang, Y. Liu, M. Abeykoon, E. Dooryhee, A. Tomic, Y. Huang, J. B. Warren, E. S. Bozin, S. J. L. Billinge, Y. Sun, Y. Zhu, G. Kotliar, and C. Petrovic, *npj Quantum Materials* **2**, 11 (2017).
- [109] C. N. Kuo, C. W. Tseng, C. M. Wang, C. Y. Wang, Y. R. Chen, L. M. Wang, C. F. Lin, K. K. Wu, Y. K. Kuo, and C. S. Lue, *Phys. Rev. B* **91**, 165141 (2015).
- [110] M. Naito and S. Tanaka, *J. Phys. Soc. Jpn.* **51**, 219 (1982).
- [111] M. Naito and S. Tanaka, *J. Phys. Soc. Jpn.* **51**, 228 (1982).
- [112] M. Chinotti, J. Ethiraj, C. Mirri, X. Zhu, L. Li, C. Petrovic, and L. Degiorgi, *Phys. Rev. B* **97**, 045117 (2018).
- [113] B. R. Coles, *Adv. Phys.* **7**, 40 (1958).
- [114] M. Tinkham, *Introduction to Superconductivity*, 2nd ed., (Dover Publications, NY, 1996).
- [115] Y. Mizukami, Y. Kończykowski, M. Kawamoto, S. Kurata, S. Kasahara, K. Hashimoto, V. Mishra, Y. Kreisler, A. Wang, P. J. Hirschfeld, Y. Matsuda, and T. Shibauchi, *Nat. Commun.* **5**, 5657 (2014).
- [116] R. Prozorov, R. W. Giannetta, P. Fournier, and R. L. Greene, *Phys. Rev. Lett.* **85**, 3700 (2000).
- [117] A. Ślebarski, P. Zajdel, M. Fijałkowski, M. M. Maška, P. Witas, J. Goraus, Y. Fang, D. C. Arnold, and M. B. Maple, *New J. Phys.* **20**, 103020 (2018).
- [118] M. Sigrist and K. Ueda, *Rev. Mod. Phys.* **63**, 239 (1991).
- [119] M. S. Scheurer, Mechanism, symmetry and topology of ordered phases in correlated systems, Ph.D. thesis, Karlsruher Institut für Technologie (KIT), 2016.
- [120] M. Hoyer, M. S. Scheurer, S. V. Syzranov, and J. Schmalian, *Phys. Rev. B* **91**, 054501 (2015).

- [121] S. Maiti and A. V. Chubukov, *Phys. Rev. B* **87**, 144511 (2013).
- [122] Arushi, D. Singh, A. D. Hillier, M. S. Scheurer, and R. P. Singh, *Phys. Rev. B* **103**, 174502 (2021).
- [123] M. S. Scheurer, *Phys. Rev. B* **93**, 174509 (2016).
- [124] P. M. R. Brydon, S. Das Sarma, H.-Y. Hui, and J. D. Sau, *Phys. Rev. B* **90**, 184512 (2014).
- [125] R. Samajdar and M. S. Scheurer, *Phys. Rev. B* **102**, 064501 (2020).
- [126] V. G. Kogan and R. Prozorov, *Phys. Rev. B* **103**, 054502 (2021).
- [127] V. G. Kogan, C. Martin, and R. Prozorov, *Phys. Rev. B* **80**, 014507 (2009).
- [128] J. L. Hodeau, M. Marezio, J. P. Remeika, and C.-H. Chen, *Solid State Comm.* **42**, 97 (1982).
- [129] P. Blaha, K. Schwarz, G. K. H. Madsen, D. Kvasnicka, J. Luitz, R. Laskowski, F. Tran, and L. D. Marks, *WIEN2k, An Augmented Plane Wave + Local Orbitals Program for Calculating Crystal Properties* (Karlheinz Schwarz, Techn. Universität Wien, Austria, 2018).
- [130] J. P. Perdew, K. Burke, and M. Ernzerhof, *Phys. Rev. Lett.* **77**, 3865 (1996).
- [131] P. E. Blöchl, O. Jepsen, and O. K. Andersen, *Phys. Rev. B* **49**, 16223 (1994).