



HAL
open science

tLOSS: a collaborative machine learning platform for predicting AC losses in HTS devices

Miguel Vieira, Joao Rosas, Joao Murta-Pina, Roberto Oliveira, Henrique Simas, Masoud Ardestani

► **To cite this version:**

Miguel Vieira, Joao Rosas, Joao Murta-Pina, Roberto Oliveira, Henrique Simas, et al.. tLOSS: a collaborative machine learning platform for predicting AC losses in HTS devices. 8th International Workshop on Numerical Modelling of High Temperature Superconductors (HTS 2022), Kévin Berger (Université de Lorraine - GREEN), Jun 2022, Nancy, France. hal-03791605

HAL Id: hal-03791605

<https://hal.science/hal-03791605v1>

Submitted on 15 Dec 2022

HAL is a multi-disciplinary open access archive for the deposit and dissemination of scientific research documents, whether they are published or not. The documents may come from teaching and research institutions in France or abroad, or from public or private research centers.

L'archive ouverte pluridisciplinaire **HAL**, est destinée au dépôt et à la diffusion de documents scientifiques de niveau recherche, publiés ou non, émanant des établissements d'enseignement et de recherche français ou étrangers, des laboratoires publics ou privés.

tLOSS: a collaborative machine learning platform for predicting AC losses in HTS devices

Miguel Vieira

Dep. of Electrical and Computers
Engineering
NOVA School of Science and Technology
(FCT NOVA)
Caparica, Portugal
mre.vieira@campus.fct.unl.pt

João Rosas

NOVA School of Science and Technology
(FCT NOVA)
Centre of Technology and Systems (CTS
UNINOVA)
Caparica, Portugal
jrosas@uninova.pt

João Murta-Pina

NOVA School of Science and Technology
(FCT NOVA)
Centre of Technology and Systems (CTS
UNINOVA)
Caparica, Portugal
jmmp@fct.unl.pt

Roberto de Oliveira

Institute for Advanced Automotive Propulsion
Systems
University of Bath
Bath, United Kingdom
ro363@bath.ac.uk

Henrique Simas

Dep. of Electrical and Computers
Engineering
NOVA School of Science and Technology
(FCT NOVA)
Caparica, Portugal
h.simas@campus.fct.unl.pt

Masoud Ardestani

Dep. of Electrical and Computers
Engineering
NOVA School of Science and Technology
(FCT NOVA)
Caparica, Portugal
s.ardestani@campus.fct.unl.pt

Abstract—This work describes an open access platform for data-driven modelling of AC losses in high-temperature superconducting devices, as opposed to computationally intensive, time-consuming numerical methods. The platform is being developed in the frame of the Portuguese project tLOSS.

Keywords—AC losses, Data-Driven Modelling, High Temperature Superconductivity (HTS), Open-Access Platform

I. INTRODUCTION (HEADING 1)

High-Temperature Superconducting (HTS) devices are usually modelled and simulated by the Finite Element Method (FEM), due to its accuracy and ability to address multiphysics problems. Yet, the non-linearity of HTS properties or huge width-to-thickness ratios, makes FEM extremely computationally intensive, leading to unreasonable processing times in the optimization of devices, when, e.g., thousands of configurations need to be simulated and assessed. Improved FEM formulations have been developed, as the T-A, instead of the widely spread H-formulation [1], but this is still a major impediment to

HTS technologies dissemination. There is an opportunity for the development of data-driven based approaches, from the field of Artificial Intelligence (AI), for modelling and simulating the behavior of HTS devices [2].

Data-driven approaches use data (from experiments and/or simulation) to learn patterns in it. The built computational models can be used for obtaining predictions of distinct conditions instantly. The ability of these approaches to build generalised models with adequate accuracy depends on the disposal of large amounts of data from diverse operating conditions.

This work describes one major outcome of the Portuguese project tLOSS, a web platform for the collaborative modelling and prediction of HTS losses.

II. DATA-DRIVEN MODELLING METHODOLOGY

A. Modelling Workflow

The developed data-driven methodology assumes that losses on the HTS active parts of a device are related to the

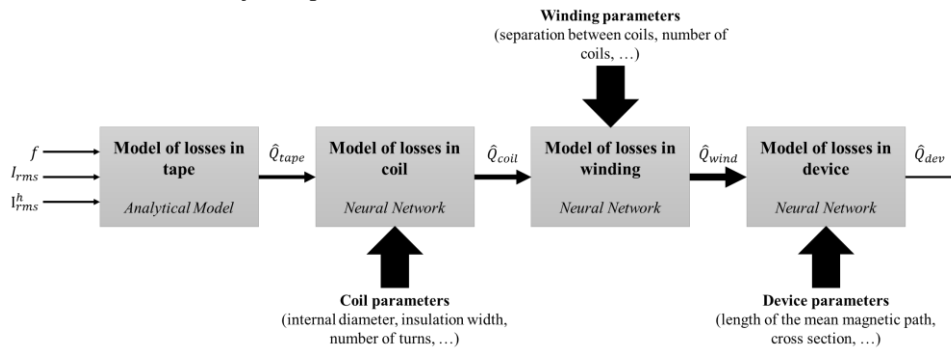


Fig. 1. Modelling workflow of tLOSS, addressing all the constitutive elements of a device, namely tape, coil, winding and device. \hat{Q}_{dev} are the predicted losses in the HTS parts of the device for a given condition of frequency, f , rms current, I_{rms} , and rms (vector of) current harmonics, I_{rms}^h . Intermediary losses in isolated components are also provided, namely in the tape, \hat{Q}_{tape} , coil, \hat{Q}_{coil} , and winding, \hat{Q}_{wind} .

This work was developed under the frame of the national project tLOSS ("Transforming Losses Calculation in High Temperature Superconducting Power Systems"), with reference PTDC/EEI-EEE/32508/2017 and supported by FCT (Fundação para a Ciência e a Tecnologia), within the scope of Research Unit CTS, Centre of Technology and Systems, with the reference UIDB/00066/2020.

behavior of losses in its constitutive elements, namely the tape, coil and windings. In addition, this also prevents issues in the learning algorithms, as overfitting, providing the developed tools with higher generalisation ability. The modelling workflow and the techniques used in each stage

(analytical or artificial neural networks), are represented in Fig. 1).

B. Ontology

To provide data structuring and to allow for the adequate sharing of data, an evolving ontology was developed for tLOSS, addressing each stage/item of the methodology. An example for the item Coil is shown in Fig. 5. The values of each of the shown attributes (e.g., data related to simulation or experiments) need to be specified when uploading the data and are available when downloading it.

III. tLOSS PLATFORM

A. Development Frameworks

tLOSS platform is provided as a web application, where different frameworks were used in its development. In the front-end, Hypertext Markup Language (HTML), Cascading Style Sheets (CSS), and JavaScript were chosen. For the back-end, pure Hypertext Preprocessor (PHP) code and phpMyAdmin (which supports the MariaDB open source relational databases to store profiles from users) were selected.

B. Use Cases

The platform allows uploading and downloading data of losses relatively to the items of the methodology, as well as building and using models with the available data. A diagram of use cases is shown in Fig. 2.

C. Functionalities

Several functionalities are available in the tLOSS platform, as mentioned, namely related to creation of profiles, to fully exploit the existing data services; data upload, download and visualisation; or modelling and

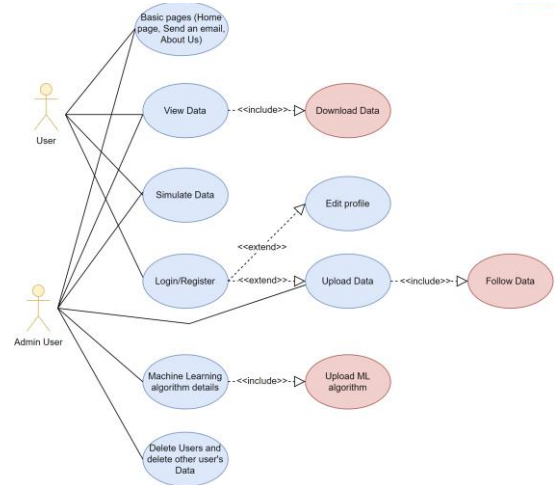


Fig. 2. tLOSS platform use cases diagram.

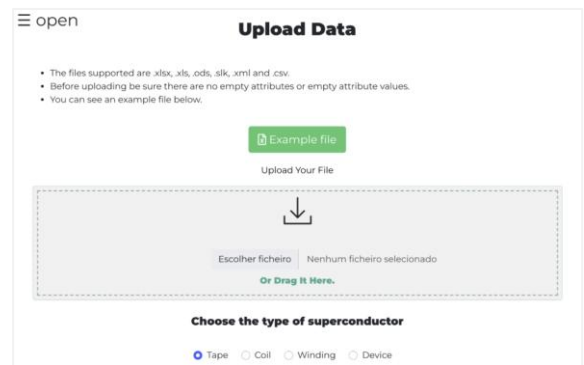


Fig. 3. Data upload in the tLOSS platform.

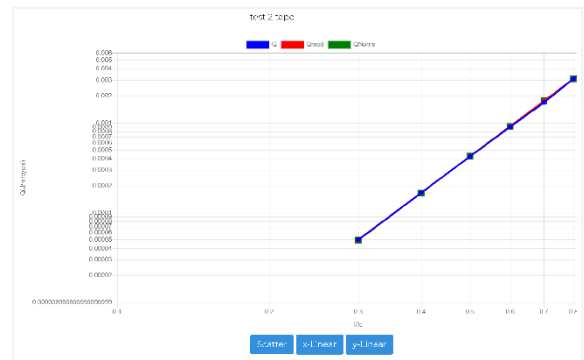


Fig. 4. Example of data visualisation of uploaded losses in a tape, automatic modelling by an exponential, and Norris curve comparison.

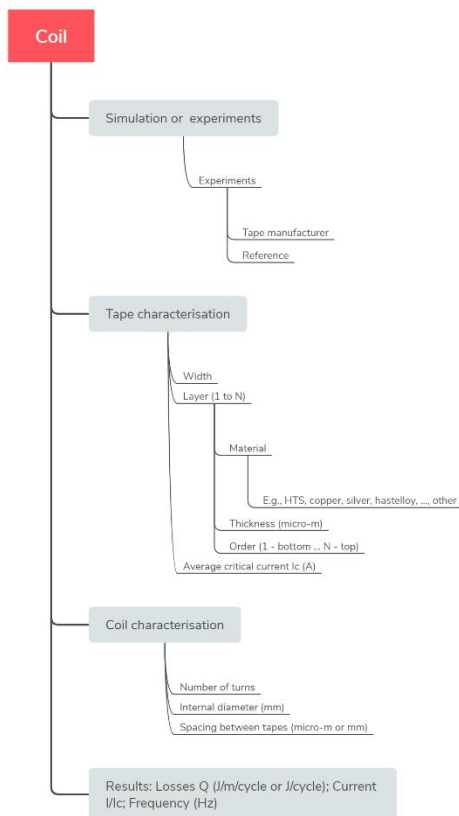


Fig. 5. Example of the tLOSS ontology for item Coil.

predicting losses concerning the different items of the methodology. Means to credit data providers are also available.

The first release of the platform will soon be made available for the community and full details and examples will be provided in the Workshop.

- [1] F. Huber, W. Song, M. Zhang, and F. Grilli, "The T-A formulation: an efficient approach to model the macroscopic electromagnetic behaviour of HTS coated conductor applications," *Supercond. Sci. Technol.*, vol. 35, no. 4, p. 043003, Apr. 2022.
- [2] M. Yazdani-Asrami, M. Taghipour-Gorjikolaie, W. Song, M. Zhang, and W. Yuan, "Prediction of Nonsinusoidal AC Loss of Superconducting Tapes Using Artificial Intelligence-Based Models," *IEEE Access*, vol. 8, pp. 207287–207297, 2020.