



HAL
open science

Thermal Decomposition, Low Temperature Phase Transitions and Vapor Pressure of Less Common Ionic Liquids Based on the Bis(trifluoromethanesulfonyl)imide Anion

Annalisa Paolone, Boumediene Haddad, Didier Villemin, Mostefa Boumediene, Bekhaled Fetouhi, Mohammed Amin Assenine

► To cite this version:

Annalisa Paolone, Boumediene Haddad, Didier Villemin, Mostefa Boumediene, Bekhaled Fetouhi, et al.. Thermal Decomposition, Low Temperature Phase Transitions and Vapor Pressure of Less Common Ionic Liquids Based on the Bis(trifluoromethanesulfonyl)imide Anion. *Materials*, 2022, 15 (15), pp.5255. 10.3390/ma15155255 . hal-03790886

HAL Id: hal-03790886





<https://hal.science/hal-03790886>

Submitted on 28 Sep 2022

HAL is a multi-disciplinary open access archive for the deposit and dissemination of scientific research documents, whether they are published or not. The documents may come from teaching and research institutions in France or abroad, or from public or private research centers.

L'archive ouverte pluridisciplinaire **HAL**, est destinée au dépôt et à la diffusion de documents scientifiques de niveau recherche, publiés ou non, émanant des établissements d'enseignement et de recherche français ou étrangers, des laboratoires publics ou privés.

Thermal Decomposition, Low Temperature Phase Transitions and Vapor Pressure of Less Common Ionic Liquids Based on the Bis(trifluoromethanesulfonyl)imide Anion

Annalisa Paolone^{1,*} , Boumediene Haddad^{2,3} , Didier Villemin³ , Mostefa Boumediene² , Bekhaled Fetouhi⁴ and Mohammed Amin Assenine^{2,5}

¹ Consiglio Nazionale delle Ricerche, Istituto dei Sistemi Complessi, U.O.S. La Sapienza, Piazzale A. Moro 5, 00185 Roma, Italy

² Chemistry Laboratory of Synthesis, Properties, and Applications (CLSPA-Saida), University of Saida, Saida 20000, Algeria; haddadboumediene@yahoo.com (B.H.); m.boumediene68@gmail.com (M.B.); asseninema@gmail.com (M.A.A.)

³ Laboratoire de Chimie Moléculaire et Thio-Organique, École Nationale Supérieure D'ingénieurs de Caen (ENSICAEN), UMR 6507 CNRS, University of Caen, 6 bd MI Juin, 14050 Caen, France; didier.villemin@ensicaen.fr

⁴ Synthesis and Catalysis Laboratory (LSCT), Tiaret University, Tiaret 14000, Algeria; k.fetouhi@gmail.com

⁵ Department of Chemistry, Université Djillali Liabes, BP89, Sidi-Bel-Abbes 22000, Algeria

* Correspondence: annalisa.paolone@roma1.infn.it

Abstract: Four ionic liquids (ILs) based on the bis(trifluoromethanesulfonyl)imide (NTf₂) anion were synthesized and characterized concerning their thermal stability, the occurrence of low temperature phase transitions and their volatility. All these physical quantities are highly important for possible applications. Both monocationic and dicationic ILs were considered. All ILs exhibit thermal stability exceeding 350 °C, an extremely high value, due to the presence of the NTf₂ anion. Monocationic ILs can undergo crystallization, and they melt at 1 and 38 °C. On the contrary, dicationic ILs containing large positively charged ions display only a glass transition around −40 °C, without any crystallization or melting process; this fact is particularly important in view of the possibly low temperature applications of the dication ILs. The vapor pressure, p_v , of the four ILs was measured by isothermal thermogravimetry in the temperature range between 250 and 325 °C; the lowest values of p_v were obtained for the two dicationic liquids, suggesting that they are particularly well suited for high temperature applications. The vaporization enthalpy was calculated through the Clausius–Clapeyron equation and was found in the range between ~140 and ~180 kJ/mol depending on the specific IL.

Keywords: ionic liquids; decomposition temperature; phase transitions; vapor pressure

1. Introduction

Ionic liquids (ILs) are composed of ionic species, such as inorganic and/or organic anions and organic cations. By definition, their melting point is lower than 100 °C and in most cases they are liquid at room temperature or even below. They have attracted large interest due to envisaged applications in catalysis, solvation, electrochemistry, lubrication, synthesis and heat exchange. Among the many peculiar properties that make these materials so unique, one can include the large liquid temperature range of many ILs, their high thermal stability and low volatility. Decomposition temperatures and vapor pressures, p_v , of ionic liquids are extremely important for applications; indeed high decomposition temperatures and low vapor pressures are essential for high temperature applications or applications in systems where a sudden temperature increase can be obtained as a consequence of the failure of a safety procedure.

For a long time, it was reported that ILs displayed a negligible or non measurable vapor pressure. In the last years, it has been clarified that most ILs have extremely low vapor

pressures around room temperature, which can be measured by specialized set-up, such as Knudsen cells or quartz microbalance. For ILs having higher decomposition temperatures, other methods can be applied, such as isothermal thermogravimetry. The studies on vapor pressure of ILs started with the pioneering work of Paulechka et al. in 2005 that reported the vapor pressure of 1-butyl-3-methylimidazolium bis(trifluoromethanesulfonyl)imide (NTf₂) measured by the Knudsen method in the temperature range between 180 and 245 °C [1]. Afterwards, a tendency to observe a decrease in the vapor pressure with an increase in the length of the alkyl chain of the imidazolium cation was reported [2–4]. The substitution of the NTf₂ anion with PF₆ was reported to lead to a decrease in the vapor pressure [5–7], while ILs with the dicyanamide anion showed higher values of p_v [8]. A large study of the vapor pressure of ILs conducted by means of isothermal thermogravimetry and a calibration with glycerol suggested that p_v has similar values for similar cation but decreases according to the presence of different anions in the following order Br (bromide) > DCA > BF₄ > NTf₂ > PF₆ > TfO [9]. From vapour pressure measurements one can calculate the vaporization enthalpy and entropy [10–15], by means of the Clausius–Clapeyron equation:

$$\ln(p) \propto -\frac{\Delta_1^{\circ}H_m}{RT} + \frac{\Delta_1^{\circ}S_m}{R} \quad (1)$$

where R is the gas constant and $\Delta_1^{\circ}H_m$ and $\Delta_1^{\circ}S_m$ are the standard molar vaporization enthalpy and entropy. In many cases, corrections to the obtained values were applied in order to refer the standard vaporization entropy and enthalpy values to room temperature (25 °C) [10–15].

In the last two years, a large number of measurements of vapor pressure of ILs and of derived vaporization enthalpy and entropy values was reported, mainly based on experiments conducted just above room temperature by means of the quartz microbalance technique. These experiments extended the previous measurements to less exploited ions, such as tetraalkylphosphonium cations, which render ILs significantly more volatile than alkyl-imidazolium ILs with comparable chain length [16]. On the contrary, ILs with the NTf₂ anion and tetrahydrothiophene based cations were reported to have p_v similar to the corresponding series with imidazolium cations [17]. The cations [Ph4P] and Cs decrease the vapor pressure with respect to the imidazolium equivalents [18]. Recently the vapor pressure of ILs based on amino acids, namely [C₄Dmim]Gly and [C₄Dmim]Ala, was also measured [19].

Regarding the influence of the anions on p_v, it was reported that with increasing fluorination of the anion, passing from the NTf₂ to the BETI anion, the volatility increases [20]. Other studies pointed out that the absolute vapor pressures of ILs containing the tris(pentafluoroethyl)trifluorophosphate anion or the nonafluorobutane-1-sulfonate anions do not significantly differ from those of the liquids containing the NTf₂ anion [21,22]. The fluorinated FSI anion was reported to significantly decrease [23] or increase [24] the vapor pressure compared to NTf₂. ILs containing the diethyl phosphate [25], thiocyanate [26], methanesulfonate [27], formate and acetate [28] anions displayed high values of the vapor pressure, while those based on the iodide, bromide or chlorine anions have extremely low values of p_v [29,30]. ILs containing the B(CN)₄ anion have p_v comparable to that of NTf₂ samples [31]. Bulow et al. reported a comparison of the vapor pressure of ILs containing the same 1-ethyl-3-methyl-imidazolium cation and a series of anions, such as PF₆, B(CN)₄, (C₂H₅O)₂PO₂, NTf₂, SCN, CF₃CO₂, CF₃SO₃, BF₄, C(CN)₃, (C₂F₅)₃PF₃, 4-CH₃-Ph-SO₃ [32]. Finally, in the last couple of years some models were also proposed to derive the vapor pressure and vaporization enthalpy values from the knowledge of the structure of ILs [33–35].

In the present paper, we will focus on four ILs based on the NTf₂ anion, whose vapor pressure was not previously reported. The choice was motivated by two reasons: on the one hand, ILs based on the NTf₂ anion are known to possess high thermal stability; on the other hand, we wanted to extend vapor pressure measurements to dicationic ILs,

which are known to possess higher melting points and thermal stability compared to their monocationic counterparts.

2. Materials and Methods

2.1. Synthesis of the Samples

The reagents used in this study were: 1,4-diazabicyclo [2.2.2] octane, pyridine, 1-methyl-1H-imidazole (>99%), 1-butyl-1H-imidazole (>99%), bromodecane (98%), α,α' -dichloro-m-xylene (98%), hexyl bromide (98%), α,α' -dibromo-p-xylene (98%), lithium bis(trifluoromethylsulfonyl) imide (99%), ethylacetate, diethylether, and N,N-dimethylformamide. They were purchased from Fluka (Merck KGaA, Darmstadt, Germany) and used as received. Deionized H₂O was obtained with a Millipore ion-exchange resin deionizer (Merck KGaA, Darmstadt, Germany).

2.1.1. Synthesis of Halogenated ILs

The ionic liquids based on 1-decyl-1,4-diazabicyclo [2.2.2] octan-1-ium [DABCO10⁺], 3,3'-dimethyl-1,1'-(1,3-phenylenedimethylene)-bis(1H-imidazolium) [m-C₆H₄(CH₂ImMe)⁺²], 3,3'-dibutyl-1,1'-(1,4-phenylenedimethylene)-bis(1H-imidazolium) [p-C₆H₄(CH₂ImBu)⁺²] and 1-hexylpyridinium [C₆Py⁺] with chloride or bromide anions were prepared through a procedure described in detail elsewhere [36–39] and reported in a shorter form in the present paper. The syntheses are based on an alkylation reaction of precursors and alkyl halides.

2.1.2. Synthesis of 1-Decyl-1,4-diazabicyclo [2.2.2] Octan-1-ium Bromide [DABCO10⁺][Br⁻]

A mixture of 1,4-diazabicyclo [2.2.2] octane (DABCO, 10 g, 89.1 mmol) and 1-bromodecane (19.70 g, 90.1 mmol) were dissolved in AcOEt (125 mL) before being stirred at room temperature (25 °C) for 24 h. The obtained [DABCO10⁺][Br⁻] was evaporated under vacuum to remove AcOEt and washed then with diethyl ether (100 mL) to give the 1-decyl-1,4-diazabicyclo [2.2.2] octan-1-ium bromide [DABCO10⁺][Br⁻] as a yellowish solid (27.05 g). The yield of this reaction was 57%.

2.1.3. Synthesis of 3,3'-Dimethyl-1,1'-(1,3-phenylenedimethylene)-bis(1H-imidazolium) Dichloride [m-C₆H₄(CH₂ImMe)⁺²][Cl⁻]₂

IL named [m-C₆H₄(CH₂ImMe)⁺²][Cl⁻]₂ was prepared under microwave irradiation, from the mixture: 4.26 g (4.13 mL, 50 mmol) of 1-methylimidazole and 2.27 g (10 mmol) of the m-xylene dichloride in N,N-dimethylformamide (3 mL) at 100 °C for 3 min. The resulting mixture was washed three times upon addition of diethyl ether (100 mL), and then dried in vacuo (<1 mbar) for 8 h, to give a white hygroscopic solid compound in high yield (≈96%). The choice of using microwave irradiation was motivated by the faster reaction time and higher yield obtained by this technique.

2.1.4. Synthesis of 3,3'-Dibutyl-1,1'-(1,4-phenylenedimethylene)-bis(1H-imidazolium) Dibromide [p-C₆H₄(CH₂ImBu)⁺²][Br⁻]₂

A mixture of 1 p-xylene dibromide (2.64 g, 10 mmol) and 1-butylimidazole (2.48 g, 20 mmol) was heated at 150 °C for 24 h in the presence of 3 mL of N,N-dimethylformamide (DMF). After cooling at room temperature, the resulting mixture was washed with diethylether (3 × 10 mL) to remove the unreacted starting reagents, followed by evaporation under reduced vacuum to eliminate any possible volatile impurities; we come to obtain the product [p-C₆H₄(CH₂ImBu)][Br]₂ in the form of a white hygroscopic solid.

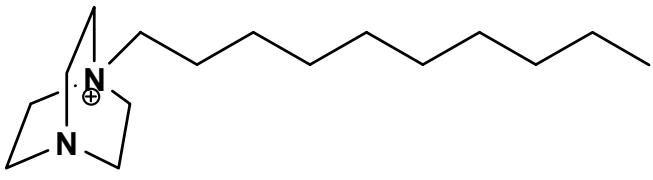
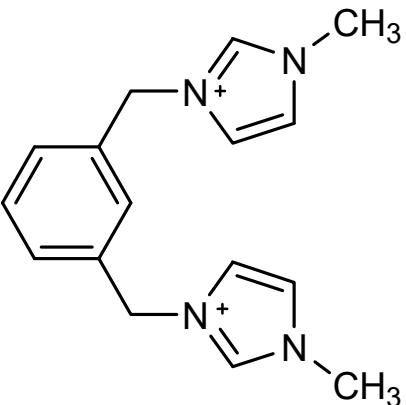
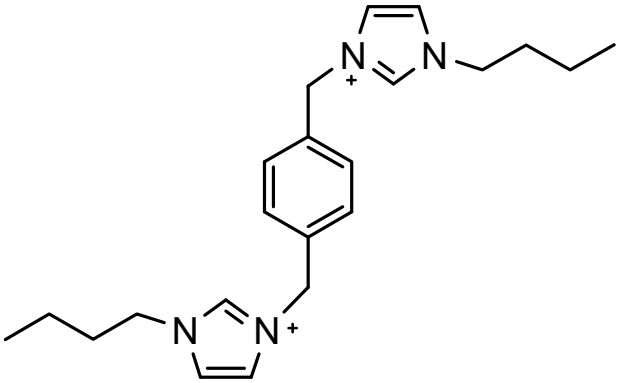
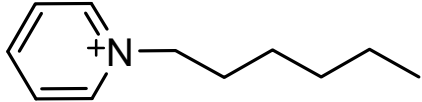
2.1.5. Synthesis of 1-Hexylpyridinium Bromide [C₆Py⁺][Br⁻] IL

The chemical reaction of pyridine (16.16 mL, 2 × 10⁻¹ M) with hexyl bromide (28.07 mL, 2 × 10⁻¹ M) in the presence of 50 mL of toluene yields transfer of the hexyl group to the pyridinium ring and results in pyridinium bromide [C₆Py⁺][Br⁻] as a colorless solid. The yield of the reaction was 85%.

2.2. Synthesis of Fluorinated ILs

Following procedures described in the literature [40,41], the four halogenated ILs were subjected to anion exchange from halide to bis(trifluoromethanesulfonyl)imide. The reaction of lithium bis(trifluoromethanesulfonyl)imide with [DABCO10⁺][Br⁻], [m-C₆H₄(CH₂ImMe)⁺²][Cl⁻]₂, [p-C₆H₄(CH₂ImBu)⁺²][Br⁻]₂ and [C₆Py⁺][Br⁻] in water leads to the corresponding ionic liquids [DABCO10⁺][NTf₂⁻], [m-C₆H₄(CH₂ImMe)⁺²][NTf₂⁻]₂, [p-C₆H₄(CH₂ImBu)⁺²][NTf₂⁻]₂ and [C₆Py⁺][NTf₂⁻]. Table 1 summarizes the names, acronyms and structures of the investigated cations. To avoid possible water contamination, the four ILs were dried in a high-vacuum line ($p < 1 \times 10^{-5}$ bar) and on phosphorus pentoxide for 4 days at ~ 40 °C. The structures of the obtained ILs were confirmed using ¹H, ¹³C, ¹⁹F-NMR and FT-IR spectroscopy. The data also confirmed the absence of significant impurities, e.g., residuals of the reactants or by-products. The spectroscopic data are given below.

Table 1. Name, acronym and structure of the different cations of the four ionic liquids.

Name of Cation and Acronym	Structure of Cation
[DABCO10 ⁺]:1-decyl-1,4-diazabicyclo[2.2.2]octan-1-ium	
[m-C ₆ H ₄ (CH ₂ ImMe) ⁺²]:3,3'-dimethyl-1,1'-(1,3-phenylenedimethylene)-bis(1H-imidazolium)	
[p-C ₆ H ₄ (CH ₂ ImBu) ⁺²]:3,3'-dibutyl-1,1'-(1,4-phenylenedimethylene)-bis(1H-imidazolium)	
[C ₆ Py ⁺]:1-hexylpyridinium	

2.3. NMR Analysis

The NMR data, including ^1H -NMR (500 MHz), ^{13}C -NMR (125.75 MHz), and ^{19}F -NMR (470.62 MHz) spectra, were recorded by using a Bruker DRX 500 MHz spectrometer. The chemical shifts (δ) are given in ppm and referenced to the internal solvent signal, namely TMS, CDCl_3 , DMSO-d_6 , CD_3OD and CFCl_3 , respectively. The coupling constants (J) are expressed in Hertz (Hz). As examples, the NMR spectra of $[\text{DABCO}10^+][\text{NTf}_2^-]$, $[\text{m-C}_6\text{H}_4(\text{CH}_2\text{ImMe})^{2+}][\text{NTf}_2^-]_2$ are reported in the Supplementing Information as Figures S1 and S2.

2.3.1. $[\text{DABCO}10^+][\text{NTf}_2^-]$

^1H -NMR (CDCl_3) δ_{H} (ppm) = 3.32–3.29 (t, 3J = 7.4 Hz, 6H), 3.22–3.20 (t, 3J = 8 Hz, 2H), 3.16 (t, 3J = 7.8 Hz, 6H), 1.75–1.72 (m, 2H), 1.70–1.69 (m, 2H), 1.31–1.29 (m, 2H), 1.26 (m, 10H), 0.89–0.86 (t, 3J = 7.5 Hz, 3H). ^{13}C -NMR (CDCl_3) δ_{C} (ppm) = 65.05, 52.47, 45.13, 31.70, 29.23, 28.92, 26.02, 22.69, 21.78, 14.02. ^{19}F -NMR (DMSO-d_6) δ_{F} (ppm) = -78.91 (s, $[\text{NTf}_2^-]$).

2.3.2. $[\text{m-C}_6\text{H}_4(\text{CH}_2\text{ImMe})^{2+}][\text{NTf}_2^-]_2$

^1H -NMR (DMSO-d_6) δ_{H} (ppm) = 9.12 (s, 2H, NCHN), 7.69–7.67 (d, 4H, NCHCHN), 7.40–7.49 (m, 4H, C_6H_4), 5.41 (s, 4H, $-\text{CH}_2-$), 3.85 (s, 6H, $2 \times \text{CH}_3$). ^{13}C -NMR (DMSO-d_6) δ_{C} (ppm) = 36.15, 51.96, 122.71, 124.46, 128.44, 129.08, 130.29, 135.86, 137.08. ^{19}F -NMR (DMSO-d_6) δ_{F} (ppm) = -79.36 (s, $[\text{NTf}_2^-]$).

2.3.3. $[\text{p-C}_6\text{H}_4(\text{CH}_2\text{ImBu})^{2+}][\text{NTf}_2^-]_2$

^1H -NMR (DMSO-d_6) δ_{H} (ppm) = ^1H -NMR (DMSO-d_6) δ_{H} (ppm): 1.02 (t, J = 7.2 Hz, 3H, CH_3); 1.43 (m, 2H, CH_2); 1.91 (m, 2H, CH_2); 4.25 (t, J = 7.5 Hz, 2H, CH_2N); 5.51 (s, 4H, CH_2Ar), 7.56 (d, 4H, CH_{Im}), 7.76 (d, 4H, CH_{Im}), 7.89 (s, 2H, CH_{Ar}), 7.95 (s, 2H, CH_{Ar}), 9.51 (s, 2H, NCHN). ^{13}C -NMR (DMSO-d_6) δ_{C} (ppm) = 13.17 (CH_3); 19.31 (CH_2); 31.87 (CH_2); 50.06 (CH_2N); 52.12 (CH_2Ar); 122.87 (CH_{Im}), 124.61 (CH_{Im}), 127.87, 137.38, 140.18 (NCHCH), 143.2 (CF_3). ^{19}F -NMR (DMSO-d_6) δ_{F} (ppm) = -78.75 (s, $[\text{NTf}_2^-]$).

2.3.4. $[\text{C}_6\text{Py}^+][\text{NTf}_2^-]$

^1H -NMR (CD_3OD) δ_{H} (ppm) = 8.82 (d, 2H, $\text{Pyr}_{2,6}$), 8.47 (t, 1H, Pyr_4), 8.97 (d/d, 2H, $\text{Pyr}_{3,5}$), 4.52 (t, 2H, N- CH_2), 1.94–1.86 (m, 8H, 4 CH_2), 0.87 (t, 3H, CH_3). ^{13}C -NMR (CD_3OD) δ_{C} (ppm) = 146.64 (Py_4), 145.56 ($\text{Py}_{2,6}$), 129.35 ($\text{Py}_{3,5}$), 62.93 ($\text{CH}_2\text{-N}$), 32.11 (CH_2), 31.87 (CH_2), 26.80 (CH_2), 23.12 (CH_2), 13.90 (CH_3). ^{19}F -NMR (CD_3OD) δ_{F} (ppm) = -78.91 ppm (s, $[\text{NTf}_2^-]$).

The IR spectra of the four ionic liquids are reported in the Supplementing Information, as Figure S3. The main absorption bands were attributed in references [37] and [38]. Most of them correspond to the movements of the $[\text{NTf}_2^-]$ anion.

2.4. Thermal Characterization of the Samples

Thermogravimetry measurements were performed by means of a Setaram Setsys Evolution 1200 TGA system (KEP Technologies Group, Mougins—Sophia Antipolis, France) between room temperature and 800 °C, in an inert helium flux of 60 mL/min. Either experiments in scanning mode at 10 °C/min or in isothermal mode were conducted. The initial mass of the samples for the two types of experiments was in the range of 15 mg and 100 mg, respectively.

The vapor pressure of the liquids was obtained from measurements of the mass variation as a function of time in isothermal mode at selected temperatures between 250 and 325 °C, well below the decomposition temperature measured in scanning mode, as described in [24]. Briefly, the slope, k , of the variation of the mass on time was determined

by means of a linear fit for each isothermal measurement. As suggested by the previous literature [9,24], the vapour pressure, p_v , was calculated as:

$$\ln p_v(\text{bar}) = a \ln k + b \quad (2)$$

where a and b are coefficients determined by the calibration of the TGA apparatus with glycerol [24]. For our instrument, as reported in one of our previous papers, $a = 1.05 \pm 0.02$ and $b = -3.77 \pm 0.05$ [24].

Differential scanning calorimetry measurements were conducted by means of a Mettler Toledo DSC 3 system (Mettler Toledo, Columbus, OH, USA) equipped with a Huber TC100 Cryocooler (Peter Huber Kältemaschinenbau AG, Offenburg, Germany). An argon flux of 50 mL/min and a temperature rate of 5 °C/min were applied. An initial mass of the order of 10 mg was used for each experiment.

Before experiments, the samples were dried to avoid water contamination; for thermogravimetry measurements the samples were kept at 100 °C in the TGA apparatus in argon atmosphere, and then cooled to room temperature before experiments started, avoiding air exposure. For small quantities of samples 30 min at 100 °C were sufficient to remove water (no mass variation occurred after that time), while for the larger samples used for isothermal measurements, longer treatments were necessary (4 or 5 h). For DSC measurements, the small mass of sample was heated in the DSC for 1 h at 100 °C in argon and no subsequent air exposure was allowed. The glass transition and melting temperatures of the ionic liquids were defined as the position of the minimum of the respective endothermic peaks.

3. Results and Discussion

The experimental results obtained in the present work are reported in the following sub-sections divided according to the measured physical quantity: the decomposition temperature, which defines the maximum temperature at which the ILs can be used, is shown in Section 3.1; the occurrence of low temperature phase transitions, which define the minimum allowed temperature for applications, is shown in Section 3.2; the vapor pressure, which shows the volatility of the ILs, is shown in Section 3.3.

3.1. Thermal Decomposition

The TGA curves of the investigated ionic liquids are reported in Figure 1, together with the curves of more largely investigated 1-ethyl-3-methylimidazolium bis(trifluoromethanesulfonyl)imide ([EMI][NTf₂]) and N-trimethyl-N-propylammonium bis(trifluoromethanesulfonyl)imide ([N1113][NTf₂]) [24], for comparison purposes.

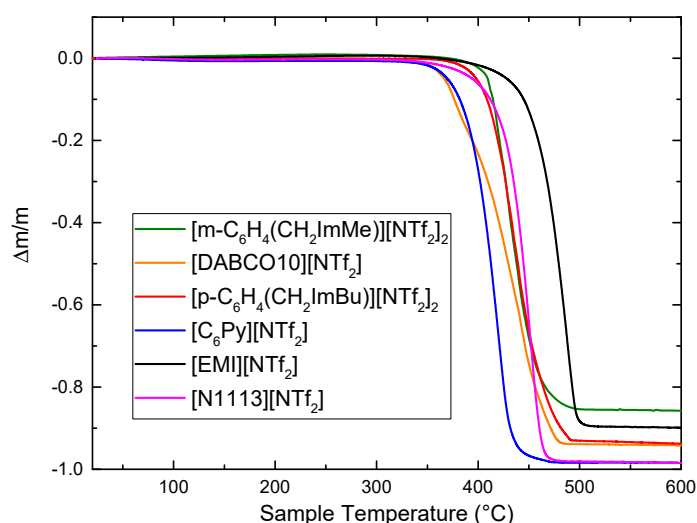


Figure 1. TGA curves of the four ILs investigated in this work; for comparison the TGA curves of [EMI][NTf₂] and [N1113][NTf₂] are reported [24].

All the ILs are highly stable, as a large mass loss is visible only above at least 350 °C. Table 2 reports the decomposition temperature, T_d , here defined as the temperature at which a mass loss of 2% is observed. It can be noted that T_d increases passing from 353 °C of [C₆Py][NTf₂], to 354 °C of [DABCO10][NTf₂], 384 °C of [p-C₆H₄(CH₂ImBu)⁺][NTf₂⁻]₂ and 398 °C for [m-C₆H₄(CH₂ImMe)²⁺][NTf₂⁻]₂. This last temperature is only slightly lower than the decomposition temperature of [EMI][NTf₂] (404 °C), which is known for its high thermal stability [42,43]. The decomposition of all liquids apparently occurs in a single step, which is completed below 500 °C. The extremely high decomposition temperatures, found in the investigated ionic liquids, is a consequence of the presence of the NTf₂ anion, which usually provides higher thermal stability compared to other anions, such as BF₄ or halides [43].

The TGA curve of [C₆Py][NTf₂] is quite similar to that previously reported in [44], even though a slightly different temperature rate was used by those authors (15 °C/min). Bitter et al. reported that an increase in the length of the pyridinium alkyl chain induced a higher thermal stability [44].

DABCO-based ionic liquids with alkyl chains longer than the one here investigated, i.e., with at least 12 carbon atoms, were recently synthesized for electrochemical applications [45]. The thermal stability of all ionic liquids with 12 to 20 carbon atoms in the alkyl chain was similar and a 1% mass loss was observed around 340 °C [45], a value in close agreement with that here reported for [DABCO10][NTf₂]. [DABCO8][PF₆], instead, displayed a reduced thermal stability, as it started to decompose around 271 °C [46].

Concerning m-xylene based ILs, it was previously evidenced that the anion has a large influence on the decomposition temperature: it increases from 210 °C for BF₄, to 240 °C for Cl, 354 °C for PF₆ and 398 °C for NTf₂ [37].

Table 2. Decomposition (T_d), glass transition (T_g), melting (T_m) temperatures and vaporization enthalpy ($\Delta_1^{\text{g}}H_m^\circ$) of the investigated samples.

Ionic Liquid	T_d (°C)	T_g (°C)	T_m (°C)	$\Delta_1^{\text{g}}H_m^\circ$ (kJ/mol)
[EMI][NTf ₂]	404 [24]		-14 [47]	
[m-C ₆ H ₄ (CH ₂ ImMe)][NTf ₂] ₂	398 [37]	-40		136 ± 18
[p-C ₆ H ₄ (CH ₂ ImBu)][NTf ₂] ₂	384	-42		147 ± 13
[N1113][NTf ₂]	367 [24]		13 [48]	
[DABCO10][NTf ₂]	354		38	147 ± 12
[C ₆ Py][NTf ₂]	353	-75	1	180 ± 17

3.2. Low Temperature Phase Transitions

Three of the four ILs are liquid at room temperature, while the fourth ([DABCO10][NTf₂]) melts slightly above. Therefore, it is interesting to investigate the liquid range of these ILs in view of the possible applications. Figure 2 shows the DSC traces measured on heating for the four ILs.

[DABCO10][NTf₂] crystallizes on cooling, starting around 20 °C. No further phase transitions are observable at lower temperatures. On heating, [DABCO10][NTf₂] displays a single melting process, with the negative maximum of the heat exchange located at 38 °C. The melting point of [DABCO][NTf₂] ILs with longer alkyl chains was reported in [45]. These authors suggested the occurrence of two melting transitions except for the shortest compound ($n = 12$). An increase in T_m was observed passing from ~37 to ~50 °C while the length of the chain increased from $n = 12$ to 20 [45]. The melting temperature here obtained for [DABCO10][NTf₂] is in line with the values previously reported for samples with longer alkyl chains.

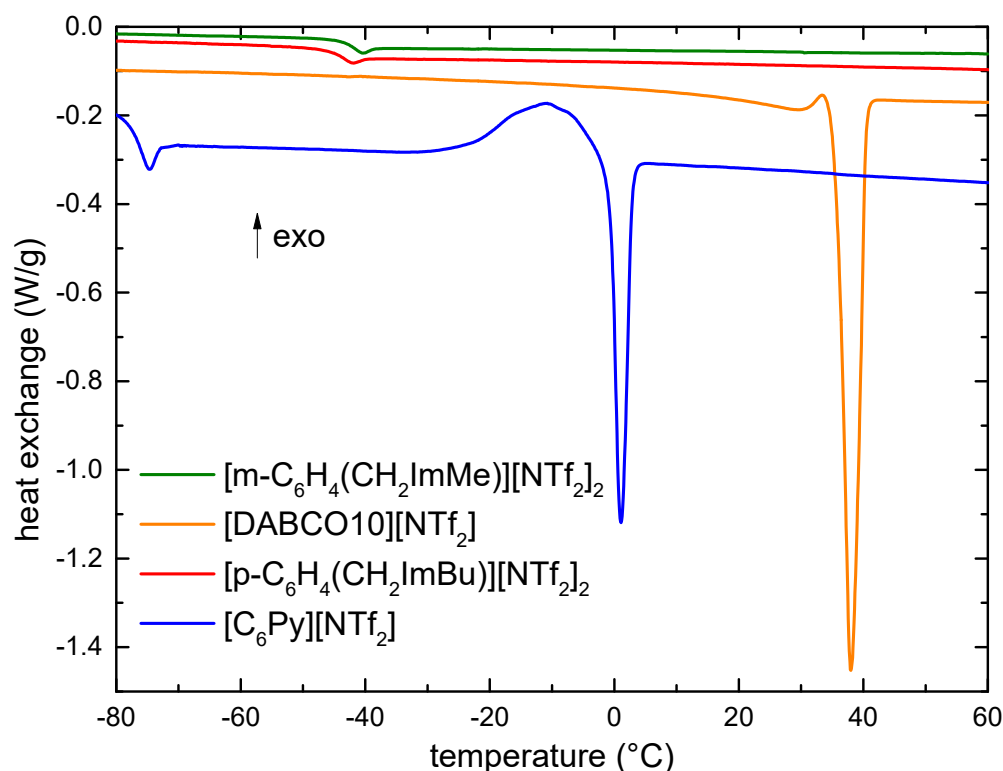


Figure 2. DSC traces measured on heating of the investigated ionic liquids.

$[\text{C}_6\text{Py}][\text{NTf}_2]$ shows a more complex behavior, as it does not show crystallization on cooling, but it undergoes a glass transition as witnessed by the endothermic peak measured on heating around $-75\text{ }^\circ\text{C}$ (see Figure 2). On further heating, at higher temperatures, a clear cold crystallization starts around $-30\text{ }^\circ\text{C}$; around $-5\text{ }^\circ\text{C}$, an endothermic process begins, corresponding to the melting of the sample, and the negative maximum of the heat exchange occurs at $1\text{ }^\circ\text{C}$. These values are in agreement with a previous piece of work [49].

The two dicationic ionic liquids, $[\text{p-C}_6\text{H}_4(\text{CH}_2\text{ImBu})][\text{NTf}_2]_2$ and $[\text{m-C}_6\text{H}_4(\text{CH}_2\text{ImMe})][\text{NTf}_2]_2$, display only a glass transition around -42 and $-40\text{ }^\circ\text{C}$, respectively; no indication of crystallization (on cooling) or melting (on heating) can be found in their DSC curves. The absence of a crystallization was corroborated by a DSC measurement of $[\text{m-C}_6\text{H}_4(\text{CH}_2\text{ImMe})][\text{NTf}_2]_2$ conducted with a much lower scanning rate ($1\text{ }^\circ\text{C}/\text{min}$), which excluded a kinetic hindrance of the crystallization. Moreover, when measured with the lower scanning rate, $[\text{m-C}_6\text{H}_4(\text{CH}_2\text{ImMe})][\text{NTf}_2]_2$ showed only the glass transition around $-43\text{ }^\circ\text{C}$ (see Figure S4 of the Supplementing Information). The fact that dicationic ionic liquids do not crystallize is particularly important in view of low temperatures, for which the occurrence of a liquid state is necessary.

It is particularly interesting to note the absence of crystallization in $[\text{m-C}_6\text{H}_4(\text{CH}_2\text{ImMe})][\text{NTf}_2]_2$, as its analogues containing smaller anions are solid up to high temperatures; indeed, the melting point of samples with the same cation increases from $136\text{ }^\circ\text{C}$ for the BF_4 anion, to $150\text{ }^\circ\text{C}$ for PF_6 and $190\text{ }^\circ\text{C}$ for Cl . A possible explanation for the absence of the crystallization in both $[\text{p-C}_6\text{H}_4(\text{CH}_2\text{ImBu})][\text{NTf}_2]_2$ and $[\text{m-C}_6\text{H}_4(\text{CH}_2\text{ImMe})][\text{NTf}_2]_2$ could be found in the large steric hindrance of the two large ions composing each of them. The steric hindrance of crystallization of ionic liquids was already reported, for example, in the case of different per(fluoroalkylsulfonyl)imide anions, having symmetric, moderately asymmetric, highly asymmetric or cyclic structures [50]. The ILs possessing highly asymmetric anions could not crystallize, while those having more symmetric anions (in that case also NTf_2) could undergo a crystallization process [50]. In the present case, we cannot ascribe the steric hindrance only to the anion because most ILs containing NTf_2 crystallize at low temperatures but are

more likely to respond to the presence of the large cations and the difference in dimensions between anion and cation, which prevents a good packing of the ions in a crystal structure.

3.3. Vapor Pressure and Vaporization Enthalpy

In order to measure the vapor pressure of the four ionic liquids, isothermal measurements were performed between 175 and 325 °C in steps of 25 °C, well below the decomposition temperature of the ILs reported in Table 2. Figure 3 reports all the measurements where an appreciable mass variation is observed; practically, all ILs started to exhibit a measurable mass loss on long times around 250 °C.

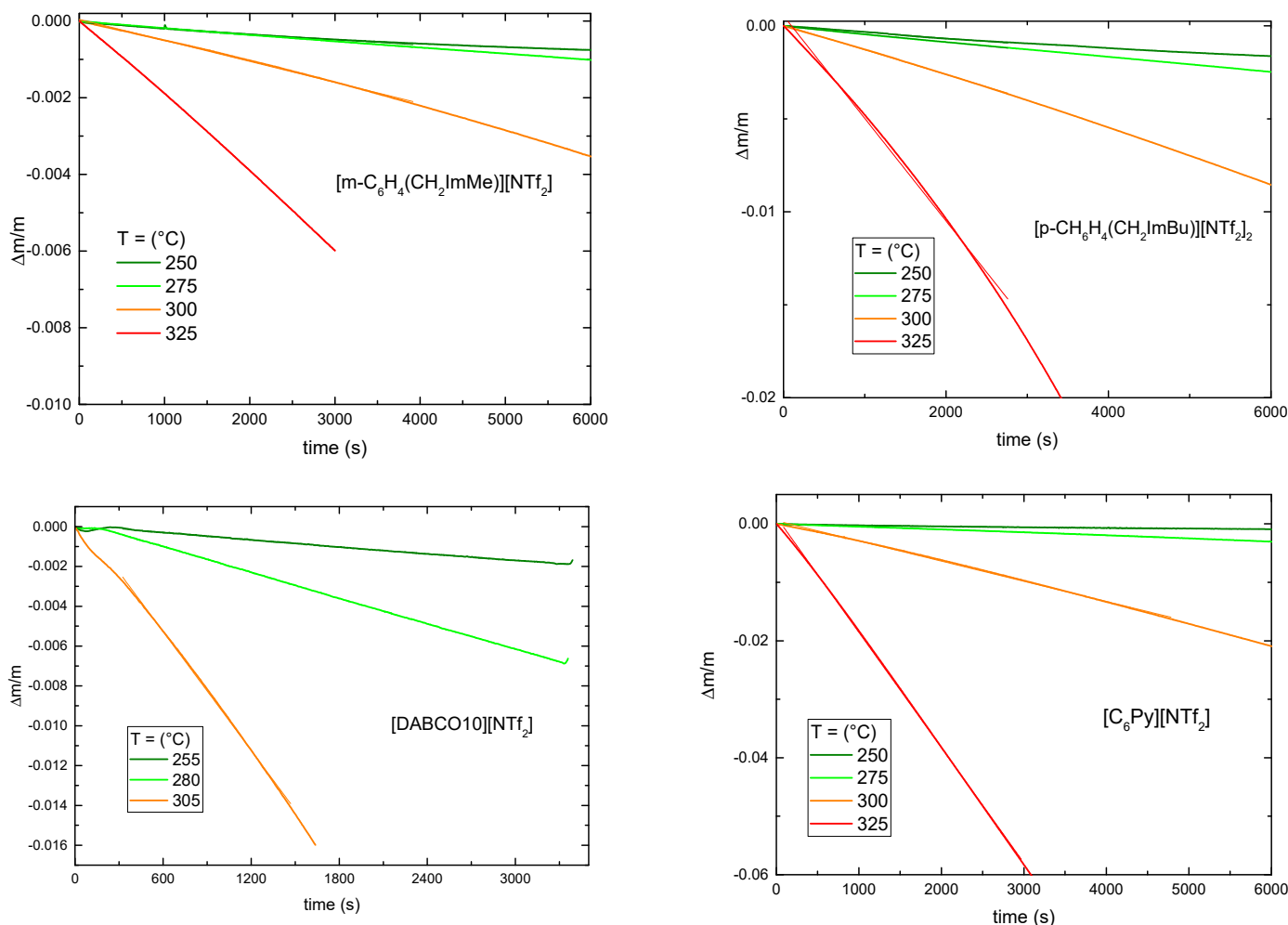


Figure 3. Time dependence of the relative mass loss at selected temperatures for the four ionic liquids (thicker lines) and best fit lines (thinner lines).

A fit of the data of Figure 3 allowed us to calculate the slope, k , of the linear relationship between the relative mass variation, $\Delta m/m$, and the time, t . Using Equation (2) the vapor pressure values were calculated. They are reported in Figure 4. For comparison, in Figure 4 the vapor pressure of [EMI][NTf₂] and [N1113][NTf₂] were also reported [24].

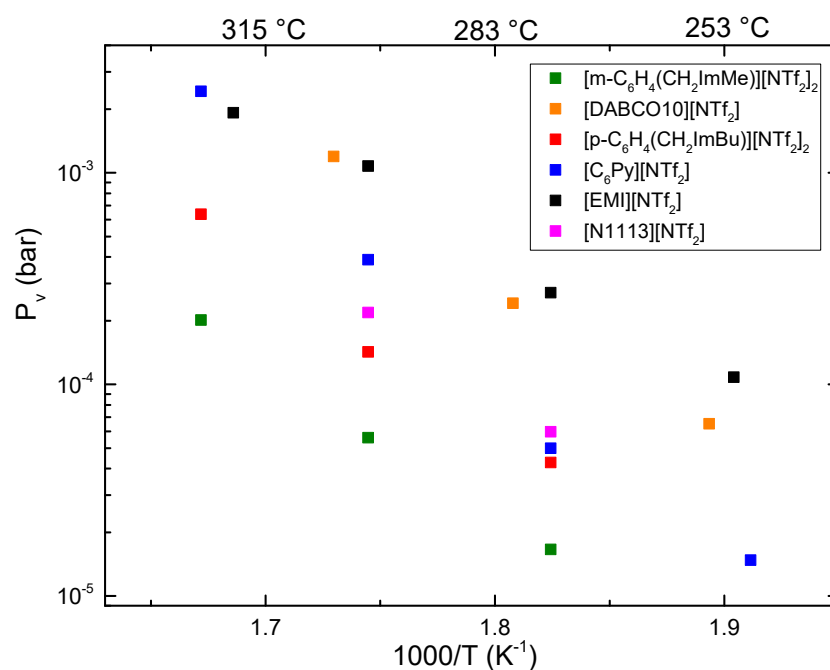


Figure 4. Vapor pressure of the four investigated liquids, as a function of the inverse of absolute temperature. For comparison the values obtained for [EMI][NTf₂] and [N1113][NTf₂] are also reported [24].

The ionic liquids containing the NTf₂ anion generally have low vapor pressures [2]; ILs containing BF₄ and PF₆ anions display slightly lower p_v [9], while ILs with other anions generally display much higher values [8,9]. However, ILs containing BF₄ anions usually have decomposition temperatures lower than those with PF₆ or NTf₂ anion [9]. Longer alkyl chains of the cations were shown to decrease the vapor pressure values, both in imidazolium- and ammonium-based ILs [3,4,9]. In our previous work [24], we showed that among NTf₂-based ILs, those with an ammonium cation had p_v values lower than those based on the EMI cation, and [N1113][NTf₂] displayed the lowest values among the investigated ILs [24].

Figure 4 shows that [DABCO10][NTf₂] has vapor pressures slightly lower than that of [EMI][NTf₂] and higher than [N1113][NTf₂]. [C₆Py][NTf₂] has p_v close to that of [N1113][NTf₂] at 275 °C and a higher value at 300 °C. On the contrary, both dicationic ILs, ([p-C₆H₄(CH₂ImBu)][NTf₂]₂ and [m-C₆H₄(CH₂ImMe)][NTf₂]₂), exhibit vapor pressure values lower than those of [N1113][NTf₂]. In particular, [m-C₆H₄(CH₂ImMe)][NTf₂]₂ has the lowest vapor pressure values in the whole temperature range. The vapor pressure of another dicationic ionic liquid was previously reported: [C₃(C₁Im)₂][NTf₂] has $p_v = 4 \times 10^{-6}$ bar at 300 °C and 4.7×10^{-5} bar at 332 °C [9]. It is important to stress that in the present study, the vapor pressure of both dication ionic liquids is lower than that of the other ILs. This fact displays that dicationic ILs not only possess high decomposition temperature, but also quite low vaporization rates, which is important for possible high temperature applications of this class of ILs. It is important to stress that the high decomposition temperatures and the low vapor pressure values at such high temperatures are due to the presence in all the investigated ILs of the highly stable NTf₂ anion.

Finally, from a linear fit of the dependence of the logarithm of the vapor pressure from the inverse of the absolute temperature, one can obtain, by means of the Clausius–Clapeyron equation (Equation (1)), the value of the mean vaporization enthalpy in the considered temperature range (see Table 2). For the presently investigated ionic liquids, it varies from 136 ± 18 kJ/mol for [m-C₆H₄(CH₂ImMe)][NTf₂]₂ to 147 ± 12 and 147 ± 13 kJ/mol for [DABCO10][NTf₂] and [p-C₆H₄(CH₂ImBu)][NTf₂]₂, respectively, and finally to 180 ± 17 kJ/mol for [C₆Py][NTf₂]. These values are consistent with those previously reported for the other ionic liquids [16–35].

4. Conclusions

In this work, we synthesized four ionic liquids containing the NTf₂ anion. The thermal stability of all these ILs is extremely high, as it exceeds 350 °C. [DABCO10][NTf₂] and [C₆Py][NTf₂] display a melting temperature of 38 and 1 °C, respectively, while the two dicationic ILs, [m-C₆H₄(CH₂ImMe)][NTf₂]₂ and [p-C₆H₄(CH₂ImBu)][NTf₂]₂, show a glass transition around −40 °C and no sign of crystallization or melting. The absence of crystallization in dicationic ILs is particularly important in view of possible applications, as their liquid range is extremely large. The vapor pressures of the four ILs were measured between 250 and 325 °C, well below the decomposition temperature. The lowest values of p_v are obtained for the two dicationic liquids, while the vapor pressure of the monocationic ILs is comparable to that of the more extensively investigated [EMI][NTf₂] and [N1113][NTf₂] liquids. The low p_v values for the dicationic ILs is well suited for high temperature applications. The vaporization enthalpy was obtained through the Clausius–Clapeyron equation: an increase from 136 to 147 and 180 kJ/mol was observed passing from [m-C₆H₄(CH₂ImMe)][NTf₂]₂ to [DABCO10][NTf₂] and [p-C₆H₄(CH₂ImBu)][NTf₂]₂ and finally to [C₆Py][NTf₂].

Supplementary Materials: The following supporting information can be downloaded at: <https://www.mdpi.com/article/10.3390/ma1515255/s1>, Figure S1. ¹H NMR (500 MHz) (a), ¹³C NMR (125.75 MHz) (b) and ¹⁹F NMR (470.62 MHz) (c) of [m-C₆H₄(CH₂ImMe)²⁺][NTf₂⁻]₂; Figure S2. ¹H NMR (500 MHz) (a), ¹³C NMR (125.75 MHz) (b) and ¹⁹F NMR (470.62 MHz) (c) of [DABCO10⁺][NTf₂⁻]; Figure S3. Infrared absorption spectra of the four ionic liquids; Figure S4. DSC trace of [m-C₆H₄(CH₂ImMe)²⁺][NTf₂⁻]₂ measured with a scanning rate of 1 °C/min.

Author Contributions: Conceptualization, A.P.; methodology, A.P. and B.H.; validation, A.P. and B.H.; formal analysis, A.P., B.H., D.V., B.F., M.A.A. and M.B.; investigation, A.P., B.H., D.V., B.F., M.A.A. and M.B.; resources, B.H., D.V., B.F., M.A.A. and M.B.; data curation, A.P. and B.H.; writing—original draft preparation, A.P. and B.H.; visualization, A.P. and B.H. All authors have read and agreed to the published version of the manuscript.

Funding: This research was carried out with grants from the Ministry of Higher Education and Scientific Research (MESRS) of Algeria in PRFU, project code B00L01UN200120220003.

Institutional Review Board Statement: Not applicable.

Informed Consent Statement: Not applicable.

Data Availability Statement: Data are contained within the article or Supplementary Materials.

Conflicts of Interest: The authors declare no conflict of interest.

References

1. Paulechka, Y.U.; Zaitsau, D.H.; Kabo, G.J.; Strechan, A.A. Vapor pressure and thermal stability of ionic liquid 1-butyl-3-methylimidazolium bis(trifluoromethylsulfonyl)amide. *Thermochim. Acta* **2005**, *439*, 158–160. [[CrossRef](#)]
2. Zaitsau, D.H.; Kabo, G.J.; Strechan, A.A.; Paulechka, Y.U.; Tschersich, A.; Verevkin, S.P.; Heintz, A. Experimental Vapor Pressures of 1-Alkyl-3-methylimidazolium Bis(trifluoromethylsulfonyl)imides and a Correlation Scheme for Estimation of Vaporization Enthalpies of Ionic Liquids. *J. Phys. Chem. A* **2006**, *110*, 7303–7306. [[CrossRef](#)] [[PubMed](#)]
3. Rocha, M.A.A.; Lima, C.F.R.A.C.; Gomes, L.R.; Schröder, B.; Coutinho, J.A.P.; Marrucho, I.M.; Esperança, J.M.; Rebelo, L.P.N.; Shimizu, K.; Lopes, J.N.; et al. High-accuracy vapor pressure data of the extended [CnC1im][Ntf2] ionic liquid series: Trend changes and structural shifts. *J. Phys. Chem. B* **2011**, *115*, 10919–10926. [[CrossRef](#)] [[PubMed](#)]
4. Rocha, M.A.A.; Coutinho, J.A.P.; Santos, L.M.N.B.F. Vapor pressures of 1,3-dialkylimidazolium bis(trifluoromethylsulfonyl)imide ionic liquids with long alkyl chains. *J. Chem. Phys.* **2014**, *141*, 134502. [[CrossRef](#)] [[PubMed](#)]
5. Brunetti, B.; Ciccio, A.; Gigli, G.; Lapi, A.; Misceo, N.; Tanzi, L.; Cipriotti, S.V. Vaporization of the prototypical ionic liquid BMImNTf₂ under equilibrium conditions: A multitechnique study. *Phys. Chem. Chem. Phys.* **2014**, *16*, 15653–15661. [[CrossRef](#)] [[PubMed](#)]
6. Volpe, V.; Brunetti, B.; Gigli, G.; Lapi, A.; Cipriotti, S.V.; Ciccio, A. Toward the Elucidation of the Competing Role of Evaporation and Thermal Decomposition in Ionic Liquids: A Multitechnique Study of the Vaporization Behavior of 1-Butyl-3-methylimidazolium Hexafluorophosphate under Effusion Conditions. *J. Phys. Chem. B* **2017**, *121*, 10382–10393. [[CrossRef](#)]
7. Zaitsau, D.H.; Yermalayeu, A.V.; Emel'yanenko, V.N.; Butler, S.; Schubert, T.; Verevkin, S.P. Thermodynamics of imidazolium-based ionic liquids containing PF₆ anions. *J. Phys. Chem. B* **2016**, *120*, 7949–7957. [[CrossRef](#)] [[PubMed](#)]

-
8. Emel'Yanenko, V.N.; Verevkin, A.S.P.; Heintz, A. The Gaseous Enthalpy of Formation of the Ionic Liquid 1-Butyl-3-methylimidazolium Dicyanamide from Combustion Calorimetry, Vapor Pressure Measurements, and Ab Initio Calculations. *J. Am. Chem. Soc.* **2007**, *129*, 3930–3937. [[CrossRef](#)]
 9. Ravula, S.; Larm, N.E.; Mottaleb, M.A.; Heitz, M.P.; Baker, G.A. Vapour pressure mapping of ionic liquids and low-volatility fluids using graded isothermal thermogravimetric analysis. *ChemEngineering* **2019**, *3*, 42. [[CrossRef](#)]
 10. Rebelo, L.P.; Lopes, J.N.; Esperança, J.M.; Filipe, E. On the critical temperature, normal boiling point, and vapor pressure of ionic liquids. *J. Phys. Chem. B* **2005**, *109*, 6040–6043. [[CrossRef](#)] [[PubMed](#)]
 11. Armstrong, J.P.; Hurst, C.; Jones, R.G.; Licence, P.; Lovelock, K.R.J.; Satterley, C.J.; Villar-Garcia, I.J. Vapourisation of ionic liquids. *Phys. Chem. Chem. Phys.* **2007**, *9*, 982–990. [[CrossRef](#)] [[PubMed](#)]
 12. Verevkin, S.P. Predicting Enthalpy of Vaporization of Ionic Liquids: A Simple Rule for a Complex Property. *Angew. Chem. Int. Ed.* **2008**, *47*, 5071–5074. [[CrossRef](#)] [[PubMed](#)]
 13. Luo, H.; Baker, G.; Dai, S. Isothermogravimetric Determination of the Enthalpies of Vaporization of 1-Alkyl-3-methylimidazolium Ionic Liquids. *J. Phys. Chem. B* **2008**, *112*, 10077–10081. [[CrossRef](#)]
 14. Verevkin, S.P.; Zaitsau, D.H.; Emel'yanenko, V.N.; Heintz, A. A new method for the determination of vaporization enthalpies of ionic liquids at low temperatures. *J. Phys. Chem. B* **2011**, *115*, 12889–12895. [[CrossRef](#)]
 15. Rane, K.; Errington, J.R. Saturation Properties of 1-Alkyl-3-methylimidazolium Based Ionic Liquids. *J. Phys. Chem. B* **2014**, *118*, 8734–8743. [[CrossRef](#)] [[PubMed](#)]
 16. Zaitsau, D.; Plechkova, N.; Verevkin, S.P. Vaporization thermodynamics of ionic liquids with tetraalkylphosphonium cations. *J. Chem. Thermodyn.* **2019**, *130*, 204–212. [[CrossRef](#)]
 17. Schmitz, A.; Bülow, M.; Schmidt, D.; Zaitsau, D.H.; Junglas, F.; Knedel, T.-O.; Verevkin, S.P.; Held, C.; Janiak, T. Tetrahydrothiophene-based ionic liquids: Synthesis and thermodynamic characterizations. *ChemistryOpen* **2021**, *10*, 153–163. [[CrossRef](#)]
 18. Zaitsau, D.H.; Gantman, M.; Schulz, P.; Wasserscheid, P.; Verevkin, S.P. Volatility of molten salts [Ph 4 P][NTf 2] and Cs[NTf 2]. *ChemistryOpen* **2021**, *10*, 199–204. [[CrossRef](#)]
 19. Wu, J.; Wu, W.; Liu, L.; Tong, J. Measurement of evaporation entropy, evaporation enthalpy, and Gibbs free energy for the [C4Dmim]Gly and [C4Dmim]Ala. *J. Mol. Liq.* **2022**, *346*, 117142. [[CrossRef](#)]
 20. Rodrigues, A.S.M.C.; Fernandes, A.M.; Dévemy, J.; Costa Gomes, M.C.; Santos, L.M.N.B.F. Fluorination effect in the volatility of imidazolium-based ionic liquids. *J. Mol. Liq.* **2019**, *282*, 385–391. [[CrossRef](#)]
 21. Zaitsau, D.H.; Verevkin, S.P. Imidazolium-based ionic liquids containing FAP anion: Thermodynamic study. *J. Mol. Liq.* **2019**, *287*, 110959. [[CrossRef](#)]
 22. Barulli, L.; Mezzetta, A.; Brunetti, B.; Guazzelli, L.; Vecchio Cipriotti, S.; Ciccio, A. Evaporation thermodynamics of the tetraoctylphosphonium bis(trifluoromethylsulfonyl)imide ([P8888][NTf2]) and tetraoctylphosphonium nonafluorobutane-1-sulfonate ([P8888][NFBS]) ionic liquids. *J. Mol. Liq.* **2021**, *333*, 115892. [[CrossRef](#)]
 23. Zaitsau, D.H.; Verevkin, S.P. Vaporization thermodynamics of pyrrolidinium, pyridinium, and imidazolium-based ionic liquids bearing the bis(fluorosulfonyl)imide [FSI] and the bis(trifluoromethylsulfonyl)imide [NTf2] anions. *Int. J. Thermophys.* **2022**, *43*, 24. [[CrossRef](#)]
 24. Cimini, A.; Palumbo, O.; Simonetti, E.; De Francesco, M.; Appetecchi, G.B.; Fantini, S.; Lin, R.; Falgayrat, A.; Paolone, A. Decomposition temperatures and vapour pressures of selected ionic liquids for electrochemical applications. *J. Therm. Anal.* **2020**, *142*, 1791–1797. [[CrossRef](#)]
 25. Zaitsau, D.H.; Verevkin, S.P. Vaporization Thermodynamics of 1-Ethyl-3-Methylimidazolium Diethyl Phosphate. *Russ. J. Inorg. Chem.* **2020**, *65*, 699–702. [[CrossRef](#)]
 26. Zaitsau, D.H.; Yermalayeu, A.V.; Verevkin, S.P. Ionic liquids alkyl-imidazolium thiocyanates: Comprehensive thermochemical study. *J. Mol. Liq.* **2021**, *321*, 114284. [[CrossRef](#)]
 27. Królikowska, M.; Grzeszyk, K.; Skonieczny, M.; Królikowski, M.; Zawadzki, M. New Experimental Data on Thermodynamic Properties of the Aqueous Solution of N,N-Diethyl-N-methylammonium Bromide and N,N-Diethyl-N-methylammonium Methanesulfonate. *J. Chem. Eng. Data* **2021**, *66*, 2281–2294. [[CrossRef](#)]
 28. Królikowska, M.; Gos, N.; Skonieczny, M. Temperature and Composition Dependence of the Thermodynamic Properties of an Aqueous Solution of 1-Ethyl-3-methylimidazolium Formate and 1-Ethyl-3-methylimidazolium Acetate. *J. Chem. Eng. Data* **2021**, *66*, 3300–3314. [[CrossRef](#)]
 29. Zaitsau, D.H.; Siewert, R.; Pimerzin, A.A.; Bülow, M.; Held, C.; Loor, M.; Schulz, S.; Verevkin, S.P. Paving the way to solubility through volatility: Thermodynamics of imidazolium-based ionic liquids of the type [C_nC1Im][I]. *Fluid Phase Equilibria* **2020**, *522*, 112767. [[CrossRef](#)]
 30. Zaitsau, D.H.; Siewert, R.; Pimerzinc, A.A.; Bülow, M.; Held, C.; Loor, M.; Schulz, S.; Verevkin, S.P. From volatility to solubility: Thermodynamics of imidazolium-based ionic liquids containing chloride and bromide anions. *J. Mol. Liq.* **2021**, *323*, 114998. [[CrossRef](#)]
 31. Zaitsau, D.H.; Topp, A.; Siegesmund, A.; Pöpcke, A.; Köckerling, M.; Verevkin, S.P. In the footsteps of August Michaelis: Syntheses and Thermodynamics of Extremely Low-Volatile Ionic Liquids. *ChemistryOpen* **2020**, *10*, 243–247. [[CrossRef](#)] [[PubMed](#)]
 32. Bülow, M.; Greive, M.; Zaitsau, D.H.; Verevkin, S.P.; Held, C. Extremely Low Vapor-Pressure Data as Access to PC-SAFT Parameter Estimation for Ionic Liquids and Modeling of Precursor Solubility in Ionic Liquids. *ChemistryOpen* **2021**, *10*, 216–226. [[CrossRef](#)] [[PubMed](#)]

-
33. Verevkin, S.P.; Zherikova, K.V.; Martynenko, E.A. Molecular versus ionic liquids: Development of a thermodynamic framework for predicting vaporization thermodynamics. *J. Mol. Liq.* **2022**, *350*, 118576. [[CrossRef](#)]
 34. Verevkin, S.P. Imidazolium Based Ionic Liquids: Unbiased Recovering of Vaporization Enthalpies from Infinite-Dilution Activity Coefficients. *Molecules* **2021**, *26*, 5873. [[CrossRef](#)]
 35. Verevkin, S.P.; Zaitsau, D.H.; Ludwig, R. Aprotic Ionic Liquids: A Framework for Predicting Vaporization Thermodynamics. *Molecules* **2022**, *27*, 2321. [[CrossRef](#)] [[PubMed](#)]
 36. Fetouhi, B.; Haddad, B.; Brandán, S.A.; Paolone, A.; Villemin, D.; Boumediene, M.; Rahmouni, M.; Bresson, S. Synthesis, molecular structure, and properties of DABCO bromide based ionic liquid combining spectroscopic studies with DFT calculations. *J. Mol. Struct.* **2021**, *1233*, 130102. [[CrossRef](#)]
 37. Boumediene, M.; Haddad, B.; Paolone, A.; Draï, M.; Villemin, D.; Rahmouni, M.; Bresson, S.; Abbas, O. Synthesis, thermal stability, vibrational spectra and conformational studies of novel dicationic meta-xylyl linked bis-1-methylimidazolium ionic liquids. *J. Mol. Struct.* **2019**, *1186*, 68–79. [[CrossRef](#)]
 38. Haddad, B.; Paolone, A.; Villemin, D.; Lohier, J.F.; Draï, M.; Bresson, S.; Abbas, O.; Belarbi, E.H. para Xylyl bis 1 methylimidazolium bis (trifluoromethanesulfonyl) imide: Synthesis, crystal structure, thermal stability, vibrational studies. *J. Mol. Liq.* **2018**, *260*, 391–402. [[CrossRef](#)]
 39. Klingshirn, M.A.; Broker, G.A.; Holbrey, J.D.; Shaughnessy, K.H.; Rogers, R.D. Polar, non-coordinating ionic liquids as solvents for the alternating copolymerization of styrene and CO catalyzed by cationic palladium catalysts. *Chem. Comm.* **2002**, 1394–1395. [[CrossRef](#)]
 40. Draï, M.; Mostefai, A.; Paolone, A.; Haddad, B.; Belarbi, E.H.; Villemin, D.; Bresson, S.; Abbas, O.; Chaker, Y.; Rahmouni, M. Synthesis, experimental and theoretical vibrational studies of 1-methyl and 1,2-dimethyl, 3-propyl imidazolium bis(trifluoromethanesulfonyl) imide. *J. Chem. Sci.* **2017**, *129*, 707–719. [[CrossRef](#)]
 41. Assenine, M.A.; Haddad, B.; Paolone, A.; Brandán, S.A.; Gousseem, M.; Villemin, D.; Boumediene, M.; Rahmouni, M.; Bresson, S. Synthesis, thermal properties, vibrational spectra and computational studies of Trioctylmethylammonium bis (trifluoromethylsulfonyl) imide ionic liquid. *J. Mol. Struct.* **2021**, *1232*, 130085. [[CrossRef](#)]
 42. Chancelier, L.; Boyron, O.; Gutel, T.; Santini, C. Thermal stability of imidazolium-based ionic liquids. *French-Ukrainian J. Chem.* **2016**, *4*, 51–64. [[CrossRef](#)]
 43. Maton, C.; De Vos, N.; Stevens, C.V. Ionic liquid thermal stabilities: Decomposition mechanisms and analysis tools. *Chem. Soc. Rev.* **2013**, *42*, 5963–5977. [[CrossRef](#)] [[PubMed](#)]
 44. Bittner, B.; Wrobel, R.J.; Milchert, E. Physical properties of pyridinium ionic liquids. *J. Chem. Thermodyn.* **2012**, *55*, 159–165. [[CrossRef](#)]
 45. Turguła, A.; Graś, M.; Gabryelczyk, A.; Lota, G.; Pernak, J. Long-Chain Ionic Liquids Based on Monoquatery DABCO Cations and TFSI Anions: Towards Stable Electrolytes for Electrochemical Capacitors. *ChemPlusChem* **2020**, *85*, 2679–2688. [[CrossRef](#)] [[PubMed](#)]
 46. Haddad, B.; Brandán, S.A.; Fetouhi, B.; Boumediene, M.; Paolone, A.; Villemin, D.; Rahmouni, M.; Bresson, S. Synthesis, NMR, vibrational spectroscopy, thermal and DFT studies of new DABCO hexafluorophosphate based ionic liquid. *J. Mol. Struct.* **2022**, *1258*, 132682. [[CrossRef](#)]
 47. Lee, J.S.; Bae, J.J.; Lee, H.; Quan, N.D.; Kim, H.S.; Kim, H. Ionic liquids as electrolytes for Li ion batteries. *J. Ind. Eng. Chem.* **2004**, *10*, 1086–1089.
 48. Palumbo, O.; Trequattrini, F.; Navarra, M.A.; Brubach, J.-B.; Roy, P.; Paolone, A. Tailoring the physical properties of the mixtures of ionic liquids: A microscopic point of view. *Phys. Chem. Chem. Phys.* **2017**, *19*, 8322–8329. [[CrossRef](#)]
 49. Crosthwaite, J.M.; Muldoon, M.J.; Dixon, J.K.; Anderson, J.L.; Brennecke, J.F. Phase transition and decomposition temperatures, heat capacities and viscosities of pyridinium ionic liquids. *J. Chem. Thermodyn.* **2005**, *37*, 559–568. [[CrossRef](#)]
 50. Jeremias, S.; Carewska, M.; Conte, L.; Passerini, S.; Appetecchi, G.B. Asymmetry effect of novel per(fluoroalkylsulfonyl)imide anions in pyrrolidinium ionic liquids. *RSC Adv.* **2013**, *3*, 17755–17761. [[CrossRef](#)]