



**HAL**  
open science

## At-sea behavioural ecology of the endangered MacGillivray's prion from Saint Paul Island: combining tracking and stable isotopes

Karine Delord, Yves Cherel, Amédée Roy, Paco Bustamante, Kerrie M Swadling, Henri Weimerskirch, Charles-andré Bost, Christophe Barbraud

### ► To cite this version:

Karine Delord, Yves Cherel, Amédée Roy, Paco Bustamante, Kerrie M Swadling, et al.. At-sea behavioural ecology of the endangered MacGillivray's prion from Saint Paul Island: combining tracking and stable isotopes. *Marine Ecology Progress Series*, 2022, 697, pp.149-165. 10.3354/meps14136 . hal-03790607

**HAL Id: hal-03790607**

**<https://hal.science/hal-03790607>**

Submitted on 18 Sep 2023

**HAL** is a multi-disciplinary open access archive for the deposit and dissemination of scientific research documents, whether they are published or not. The documents may come from teaching and research institutions in France or abroad, or from public or private research centers.

L'archive ouverte pluridisciplinaire **HAL**, est destinée au dépôt et à la diffusion de documents scientifiques de niveau recherche, publiés ou non, émanant des établissements d'enseignement et de recherche français ou étrangers, des laboratoires publics ou privés.

# **At-sea behavioural ecology of the endangered MacGillivray's prion from Saint Paul Island: combining tracking and stable isotopes**

Karine Delord<sup>1\*</sup>, Yves Cherel<sup>1</sup>, Amédée Roy<sup>2</sup>, Paco Bustamante<sup>3,4</sup>, Kerrie M. Swadling<sup>5</sup>, Henri Weimerskirch<sup>1</sup>, Charles-André Bost<sup>1</sup>, Christophe Barbraud<sup>1</sup>

<sup>1</sup> Centre d'Études Biologiques de Chizé (CEBC), UMR 7372 du CNRS-La Rochelle Université, 79360 Villiers-en-Bois, France

<sup>2</sup> Institut de Recherche pour le Développement (IRD), UMR248 MARBEC (IRD/CNRS/IFREMER/UM), Centre de Recherche Halieutique, Avenue Jean Monnet, 34200 Sète, France

<sup>3</sup> Littoral Environnement et Sociétés (LIENSs), UMR 7266 du CNRS-La Rochelle Université, 2 rue Olympe de Gouges, 17000 La Rochelle, France

<sup>4</sup> Institut Universitaire de France (IUF), 1 Rue Descartes, 75005 Paris, France

<sup>5</sup> Institute for Marine and Antarctic Studies and Australian Antarctic Program Partnership (AAPP), University of Tasmania, 20 Castray Esplanade, Battery Point, Tasmania 7004, Australia

Corresponding author:

Karine Delord, CEBC-CNRS, 79 360 Villiers-en Bois, France

E-mail: karine.delord@cebc.cnrs.fr

**ABSTRACT:** Seabirds play important roles as marine ecosystem sentinels. Studying their at-sea ecology is essential for understanding how environmental variability affects their populations. However, the at-sea ecology of small-sized temperate seabirds remains poorly studied. We explored the at-sea ecology of the Critically Endangered MacGillivray's prion *Pachyptila macgillivrayi* breeding on the subtropical Saint Paul Island. Using global location sensor loggers and stable isotope analysis, we investigated movements, migratory strategies, at-sea activity and moulting period, and characterized the isotopic niche of tracked individuals. During incubation, MacGillivray's prions remained in temperate waters north of the Subtropical Front, possibly feeding on prey caught in cold eddies. During the inter-breeding period, individuals wintered almost equally to the north and south of the Subtropical Front in 2 distinct sectors (Tasman Sea and Southwest Indian Ridge). Daily activity varied seasonally, and individuals overwintering in the Tasman Sea spent more time flying at night when moonlight intensity was high. Moulting occurred after the breeding period and lasted longer compared to other prion species. Isotopic data suggest a higher dietary proportion of low trophic-level prey for MacGillivray's prions than for Antarctic and slender-billed prions, highlighting trophic segregation in relation to bill width. Our study provides new evidence to understand the suite of adaptations allowing the abundant prion species to coexist by feeding on prey of different sizes. Contrary to the majority of seabird species, MacGillivray's prions from Saint Paul Island exhibited 2 migratory tactics with associated differences in at-sea activity, leading to questions about the origin of these differences.

**Keywords:** *Pachyptila macgillivrayi*; At-sea distribution; Activity pattern; Southern Indian Ocean; Geolocation; GPS; Seabirds; Bill width; Trophic position

## 1. Introduction

Despite the remoteness of the Southern Ocean, there is evidence that human impacts on marine ecosystems have expanded faster in the southern than in the northern hemisphere over recent decades (Halpern et al. 2019). Such impacts include the rate of ocean warming, frequency and intensity of marine heatwaves, and pollution and industrial exploitation of marine resources (Halpern et al. 2019, Sydeman et al. 2021). Seabirds play important roles in the functioning of oceanic ecosystems and as sentinels of global changes (Hazen et al. 2019). They may be particularly vulnerable to oceanic changes, as they are fully dependent on pelagic trophic webs. In addition, their breeding sites are static in space, whereas the availability of their prey varies in space and time. Therefore, studying the behavioural ecology of southern seabirds in the marine realm is essential for understanding how environmental changes affect their populations and also for the implementation of adequate conservation measures for southern marine ecosystems. Although considerable progress has been made over the last 3 decades regarding the at-sea distribution, habitat use and feeding ecology of southern seabirds, the year-round ecology of small-sized seabirds remains poorly studied, especially for temperate-water species (Rayner et al. 2016, Mott & Clarke 2018, Berg et al. 2019). This is particularly true concerning information about the non-breeding period, including the location and habitat characteristics of foraging and moulting sites. Furthermore, at-sea activity patterns are lacking for many small-sized species of seabirds. The prions (*Pachyptila* spp.) are small, planktivorous Procellariiformes and are among the most abundant seabirds in the Southern Ocean (Brooke 2004). Although the behavioural ecology of 4 prion species (slender-billed prion *P. belcheri*, Antarctic prion *P. desolata*, Mac Gillivray's prion *P. macgillivrayi*, broadbilled prion *P. vittata*) has been studied recently (Cherel et al. 2002, Quillfeldt et al. 2015a, Jones et al. 2020), many knowledge gaps remain. This limits our understanding

of mechanisms allowing the co-existence of these abundant seabird species issued from a recent adaptive radiation (Masello et al. 2022).

The Critically Endangered MacGillivray's prion (BirdLife International 2022) was considered endemic to Saint Paul Island in the Southern Indian Ocean (Roux et al. 1986) until the recent discovery of a large population on a second oceanic island, Gough Island, which is located in the Southern Atlantic Ocean (Ryan et al. 2014, Dilley et al. 2015). The Indian Ocean population of MacGillivray's prion has been driven to the verge of extinction by introduced predators; it is extinct on nearby Amsterdam Island. Only a few hundred birds remained on a single offshore stack near Saint Paul Island, La Roche Quille Islet (Tollu 1984), but the population is now increasing on Saint Paul Island since the eradication of introduced rats in the late 1990s (Barbraud et al. 2021). However, the current relict population is probably much smaller than the original one. The marine distribution of MacGillivray's prion is largely unknown, especially for the Indian Ocean population (but see Jones et al. 2020 regarding the Atlantic Ocean population), which is mainly due to difficulties identifying the species at sea, as prions are very similar in plumage and morphology. MacGillivray's prion was believed to forage in areas surrounding the breeding colonies for at least part of its seasonal cycle (Brooke 2004). However, Jones et al. (2020) showed that birds from Gough Island migrate westward to distant areas within the Argentine Basin, where they moult their flight feathers. In these distant areas, MacGillivray's prions appeared to favour sub-Antarctic and mixed sub-Antarctic and subtropical waters during the non-breeding period and specifically target sub-Antarctic waters while moulting.

Our aim was to carry out a general exploration of the behavioural ecology of MacGillivray's prions breeding at Saint Paul Island in the marine realm. In particular, we investigated movement, foraging, diet, and moulting over the breeding and non-breeding periods and clarified the

migratory status of this population. Based on knowledge of other prion species and on the Atlantic population of MacGillivray's prions (Jones et al. 2020), we made the following predictions: (1) MacGillivray's prions breeding at Saint Paul Island are migratory, (2) they should favour sub-Antarctic and mixed sub-Antarctic and subtropical waters, and (3) moulting should occur early during the non-breeding period. First, miniaturized global location sensor (GLS) loggers (Afanasyev 2004) enabled the investigation of year-round movements of tagged individuals. Second, since the at-sea behavior of petrels is known to be influenced by the phases of the moon (Yama moto et al. 2008, Dias et al. 2016, Waap et al. 2017), we explored whether the lunar cycle affected the at-sea activity of tracked individuals. Third, combining activity patterns derived from GLS data and stable isotopic profiles of feathers, we investigated moulting and foraging ecology. Fourth, we characterized the isotopic niche using 3 complementary tissues (plasma, blood cells and feathers) that recorded trophic information at different time scales (Cherel et al. 2014b). Finally, on an exploratory basis, some GPS-loggers were also deployed to describe foraging trips during incubation at a finer spatial scale than achieved with GLS.

## **2. Materials and methods**

### **2.1. Prions**

Prions (genus *Pachyptila*) are small (90-250 g) closely-related seabirds restricted to the Southern Hemisphere where they are among the most abundant Procellariiformes. Specific identification is mainly based on bill characteristics (size, shape, structure and colour), which are related to foraging method and diet. Seven species are currently recognized that cluster into 2 groups (Warham 1990, Masello et al. 2019, 2022). In the Antarctic prion, Salvin's prion *P. salvini*,

MacGillivray's prion and the broad-billed prion, the width of the bill is progressively larger. These 4 species have well-developed, comb-like lamellae inside the upper mandible that are used to filter small particles of food from seawater. The other 3 prion species (slender-billed prion, fairy prion *P. turtur* and the fulmar prion *P. crassirostris*) lack palatal lamellae and hence have no specialized filtering apparatus (Prince & Morgan 1987). MacGillivray's prion has been suggested to feed on small zooplankton, but its diet and foraging ecology are almost unknown (Jones et al. 2020). Its specific status has been debated (Penhallurick & Wink 2004, Rheindt & Austin 2005), as it has been considered as a subspecies of broad-billed (Harper 1980) or Salvin's prions (Roux & Martinez 1987), while its bill measurements are closer to those of Salvin's prion (Bretagnolle et al. 1990). Recent work suggests that MacGillivray's prion is best treated as a separate species (Masello et al. 2022).

MacGillivray's prion was considered as an endemic species to Amsterdam and Saint Paul Islands until its discovery at Gough Island in the Atlantic Ocean, where approximately 600 000–1 000 000 pairs bred in 2000/2001 (Ryan et al. 2014, Dilley et al. 2015, Jones et al. 2021). MacGillivray's prion is now classified as 'Critically Endangered' (BirdLife International 2022), due to: (1) its decreasing population at Gough Island (Jones et al. 2021), (2) its small population at Saint Paul ( $\approx$ 1100 breeding pairs; Barbraud et al. 2021) and (3) its disappearance from Amsterdam Island following the introduction of mammal predators (Worthy & Jouventin 1999).

## **2.2. Device deployment and retrieval**

Fieldwork took place in December 2017 (22-23/12) and 2018 (2-21/12) on Saint Paul Island (38°42'30'S, 77°32'30'E). Macgillivray's prions recolonized Saint Paul Island from the nearby

La Roche Quille Islet refuge (Tollu 1984) following the successful eradication of introduced rabbits *Oryctolagus cuniculus* and black rats *Rattus rattus* in the late 1990's (Micol and Jouventin 1998, 2002; Barbraud et al. 2021).

In 2017, 20 geolocator-immersion loggers (GLS Intigeo-C65: 14 × 8 × 6 mm and 1 g; Migrate Technology) were deployed on birds captured either in their nesting burrow (incubating, n = 4) or on the ground at night (breeding status unknown, n = 17). The total mass of the GLS device and attachment materials (ca. 1.5 g) represented ~1% (0.7–1.0%) of the birds' body mass, well below the 3% threshold recommended for pelagic seabirds (Phillips et al. 2003). Data from all GLS loggers (n = 7) were retrieved successfully. GLS loggers were mounted on plastic leg rings. One year later (2018), 7 GLS loggers were retrieved (3 out of 4 deployed on breeding birds and 4 out of 17 deployed on birds of unknown breeding status). Recaptures were made at the same nest sites for the birds of known breeding status and via mist netting at night at the breeding colony for the birds of unknown status.

In 2018, miniaturized GPS devices (2.2 g; nanoFix-Geo; PathTrack) were deployed on 4 incubating birds. GPS devices were attached to the four central tail feathers using Tesa® tape and programmed to record a position every 40 min. The total mass of the GPS device and attachment materials (ca. 2.5 g) represented <1.5% (1.1–1.2%) of the birds' mass. All birds were handled for <7 min and returned to their nest upon release. Once the devices were deployed, each nest was checked daily to establish departure and return dates and to recover the loggers. All birds were recaptured, and data from 2 GPS devices were downloaded successfully. We were unable to evaluate the influence of handling and tagging on breeding success due to the short stay on the island.



During GLS and GPS deployment, all birds were weighed ( $\pm 5$  g) with a Pesola spring balance, and to minimize disturbance, they were not handled again before departure. Once the birds had returned to the nest after their foraging trip, they were weighed again and measured: wing length  $\pm 1$  mm with a ruler, and tarsus length, bill length and bill width  $\pm 0.1$  mm with Vernier callipers.

### **2.3. GLS data processing**

Loggers measured light intensity every 60 s and recorded the maximum light value for every 5 min period. Thresholds in the light curves were used to determine sunrise and sunset. An internal clock in GLS loggers enabled estimation of latitude based on day length and longitude based on the timing of local midday with respect to Universal Time (Afanasyev 2004). GLS light data were analyzed using IntiProc v1.03 (Migrate Technology), which uses the threshold method and BASTrak software (Locator, British Antarctic Survey) to estimate 2 positions per day, with an average accuracy of  $\sim 200$  km (Phillips et al. 2004).

Immersion sensors tested for saltwater immersion every 30 s and stored the number of samples wet ( $>0$ ) at the end of each 10 min period. We used saltwater immersion to estimate daily activity budgets. The mean percentage of time sitting on the water (wet; immersion data  $>0$ ) was calculated to determine variation in combined resting and foraging behaviour, as birds feed while at the sea surface. Conversely, when birds were not on land, the time spent dry was interpreted as flying. Daylight and darkness periods were assessed using sunset and sunrise times and were used to estimate the time spent at the sea surface during day and night.

We defined a proxy for the moulting period of flight feathers by using the same criterion of activity data as that previously used for other seabird species (Gutowsky et al. 2014), especially prions,

namely transient peak of daily percentage of time spent wet on water (Mattern et al. 2015, Cherel et al. 2016). More precisely, we applied generalized additive modelling to smooth the ‘wet’ time series for each individual. We extracted the dates when the fitted ‘wet’ value was above 50% of the maximum, which results in a longer period named the extended moult period, and when the fitted ‘wet’ value exceeded 75% of the maximum, which results in a shorter period named the core moulting period.

General linear mixed-effects models, fitted in the ‘glmmTMB’ package in R (Zuur et al. 2010, Douma & Weedon 2019), were used to model activity patterns (daily proportion of time spent on the water during the day and night). Sex, month and 2 by 2 interactions were included as independent fixed effects. To account for pseudo-replication, individual identity was fitted as a random effect, as the same individual contributed several values. Response variables were visually tested for normality (through Q–Q plots) and homoscedasticity (using Cleveland dotplots; Zuur et al. 2010). A beta family (link = ‘log’), used for analysing proportion data (Douma & Weedon 2019) was selected for all models (see Tables S1–S3 in the Supplement Material). Models including all combinations of variables were then tested and ranked using Akaike’s information criterion (AIC) values and Akaike weights following the information-theoretic approach (Burnham & Anderson 2002). The model with the lowest AIC was considered the best model. Two models separated by a difference in AIC values  $<2$  were assumed to fit the data similarly.

Filtered locations were used to generate kernel utilization distribution (UD) estimates with a smoothing parameter ( $h$ ) of  $2^\circ$  and a  $2^\circ \times 2^\circ$  grid cell size (see Delord et al. 2016). UD is the mean foraging UD estimated using the locations recorded from each tracked individual. Both the  $h$  value and grid cell size were based on the mean accuracy of the devices; i.e.  $\sim 0.4^\circ$  for longitude and  $\sim 1.7^\circ$  for latitude (Phillips et al. 2004). Kernel density estimations were carried out on all

individuals for the entire inter-breeding period, and for extended and core moult periods of flight feathers. Following Worton (1989) and Montevecchi et al. (2012), we considered the 50% (core foraging area) and the 95% (home range) kernel UD contours. The core areas (50% kernel) were used to obtain mean latitude and longitude (centroid position). Spatial analyses were performed using the R package 'adehabitatHR' (Calenge 2006).

Timing of migration was determined by visual examination of tracks (i.e. longitudinal directional movement during 3 consecutive days) combined with an index of activity (i.e. comparatively longer periods of no saltwater immersion). During outward migration, the birds rapidly reached their destination in the inter-breeding (wintering) zone, after which movements were no longer directional. On the return migration, rapid movement was followed by several days without saltwater immersion, indicative of individuals staying in their burrows. We extracted parameters describing migration journeys of individuals, their timing of movements, distance and duration of travel, as well as the location of non-breeding and moulting areas. For each individual, we determined: (1) departure date of outward migration, (2) arrival date at the first non-breeding area, (3) departure date of return migration from the last inter-breeding area and (4) return date at the breeding colony. We calculated the duration of the non-breeding period as the interval between colony departure and return, and the duration of outward and inward migrations as the interval between initiation and end of migratory movements.

Spatial and statistical analyses were performed using QGIS (QGIS Development Team 2020) and R 3.5.2 (R Core Team 2021).

## **2.4. Exploring periodicity in activity patterns**

Wavelet analysis is a well-known tool in ecology for elucidating the frequency contents of noisy, nonlinear and non-stationary biological time series (Cazelles & Stone 2003). It has been used to elucidate spatiotemporal synchrony between organisms (Bertrand et al. 2008) and to explore periodic patterns of movement of seabirds (Fablet et al. 2014, Roy et al. 2021). In this study, it was used to explore periodicity in MacGillivray's prion activity both during days and nights.

For each bird, the wavelet power coefficients of the time series of flying time during the day/night were computed by applying the Morlet wavelet transform (Torrence & Compo 1998). The statistical significance of these coefficients was then evaluated by simulating random autoregressive time series following the point-wise procedure presented by Rouyer et al. (2008). We then tested the hypothesis of 29.5 d periodicity in activity time series at each time step, to identify periods of the year when bird activity was significantly synchronized with lunar cycles. The whole procedure was performed using the R package 'WaveletComp' (Rösch & Schmidbauer 2018).

## **2.5. Tissue sampling, molecular sexing and stable isotopes**

In December 2018, 23 adults, including those that were recaptured after being equipped with tracking devices (GLS or GPS) were sampled for stable isotope analysis and molecular sexing. In addition, incomplete food samples were collected, as prions spontaneously regurgitate when handled. A blood sample from the tarsus vein was collected immediately after capture of the bird upon return from a foraging trip using a 1 ml heparinized syringe and a 25-gauge needle. Collected

blood volumes ranged from 0.50 to 0.80 ml. Blood samples were separated into plasma and blood cells (hereafter blood) by centrifuging at 12 000 rpm for 5 min within 2–3 h after sampling, and samples were stored frozen at  $-20^{\circ}\text{C}$  until analyses at the laboratory. Isotopic values of plasma and blood cells reflect dietary integration over the short-term (several days) and medium term (several weeks), respectively. We carried out the molecular sexing at the Service ‘Analyses Biologiques’ of the Centre d’Etudes Biologiques de Chizé (CEBC). We conducted a DNA extraction with 2  $\mu\text{l}$  of pellet (red blood cells) and using a chelex resin (Chelex 100 Molecular Biology Resin, BIO-RAD; 10%) associated with Proteinase K as per the manufacturer’s instructions. We then performed PCR with amplification of the CHD gene following a standard procedure as detailed by Fridolfsson & Ellegren (1999).

Six whole body feathers were plucked from the upper chest of each sampled bird and stored dry in sealed individual plastic bags. Feather sampling was also opportunistically performed on 2 other groups of MacGillivray’s prions. Firstly, body feathers were sampled on 12 large chicks during a short stay on Saint Paul Island in March 2005. Secondly, 6 pairs of wings, including 1 from a fledgling (hereafter chick) and 5 others from specimens of unknown age and status, were collected after prions had been preyed upon by a vagrant peregrine falcon *Falco peregrinus* in 1999 (Jiguet et al. 2007). The tip of each primary feather was cut off, along with the basal part of the vane of the tenth primary (P10), to obtain sequential isotopic information about the entire primary moult (Quillfeldt et al. 2010, Cherel et al. 2016), i.e. from the distal part of P1 (oldest) to the proximal part of P10 (youngest). Isotopic measurements were also carried out on 4 body feathers per individual to represent the isotopic niche of adults during moult (Jaeger et al. 2009), or from a single body feather of chicks because their synchronous growth induced little within-individual feather isotopic variations (Carravieri et al. 2014).

Feathers were cleaned to remove surface contaminants using a 2:1 chloroform:methanol solution, followed by 2 methanol rinses. They were then dried in an oven for 48 h at 50°C and cut into small pieces with stainless steel scissors. Blood, plasma and food subsamples were freeze-dried and powdered. Avian plasma contains a high and variable lipid content that affects its  $\delta^{13}\text{C}$  values (Cherel et al. 2005a,b) and food samples contained various amounts of stomach oil. Hence, lipids were removed from plasma and food samples using chloroform/methanol and cyclohexane, respectively. Tissue subsamples were then weighed using a microbalance, packed in tin cups, and the nitrogen and carbon isotope ratios were determined by a continuous flow mass spectrometer (Thermo Scientific Delta V Advantage) coupled to an elemental analyser (Thermo Scientific Flash 2000). Results are reported in the typical  $\delta$  notation relative to Vienna PeeDee belemnite and atmospheric  $\text{N}_2$  for  $\delta^{13}\text{C}$  and  $\delta^{15}\text{N}$ , respectively. Repeated measurements of internal laboratory standards (caffeine) revealed measurement errors of  $<0.10$  and  $<0.15$  ‰ for  $\delta^{13}\text{C}$  and  $\delta^{15}\text{N}$ , respectively.

The Southern Ocean is marked by a well-defined latitudinal baseline  $\delta^{13}\text{C}$  value gradient that is reflected in the tissue of consumers (Cherel & Hobson 2007, Jaeger et al. 2010, Quillfeldt et al. 2010). The isotopic consumer data allowed the estimation of the  $\delta^{13}\text{C}$  values of the main oceanic fronts within the Southern Indian Ocean, and thus to delineate robust latitudinal isoscapes of the main foraging zones for top predators, depending on the targeted tissues. Based on blood (feather)  $\delta^{13}\text{C}$  isoscapes, values less than  $-22.5$  ‰ ( $-21.2$  ‰),  $-22.5$  to  $-19.7$  ‰ ( $-21.2$  to  $-18.3$  ‰), and greater than  $-19.7$  ‰ ( $-18.3$  ‰) were considered to correspond to the Antarctic (AZ), Sub-Antarctic (SAZ) and Subtropical (STZ) Zones, respectively (Cherel & Hobson 2007, Jaeger et al. 2010).

Data were statistically analysed using R 4.1.3 (R Core Team 2021). All values are presented as the mean  $\pm$  SD unless otherwise stated.

### **3. Results**

Seven GLS loggers were successfully retrieved from adult MacGillivray's prions from Saint Paul Island in 2018. The GLS recovery rate was relatively low (35%), due to a combination of a complex burrow structure that made finding and gaining access to nest chambers difficult and to a short stay in the field that restricted opportunities to check the burrows. The 7 loggers provided simultaneous records of location and immersion data during complete annual tracks, all located within the Southern Indian Ocean and Tasman Sea (Fig. 1).

#### **3.1. At-sea distribution during the breeding period**

On average, birds returned to Saint Paul at the end of September, although there was high individual variation (earliest 19 August, latest 15 November). During breeding, GLS-equipped MacGillivray's prions were distributed over an area centered on Saint Paul Island, thus remaining within the STZ between the northern and the southern Subtropical Fronts (Fig. 2). Similarly, the 2 GPS-tracked birds remained within the STZ during incubation in December 2018 (Fig. 2). Prions reached areas  $>350$  km (355 and 382 km) south of the colony, travelling at a mean speed of  $\sim 9$  km  $\text{h}^{-1}$  ( $8.4 \pm 9.3$  and  $10.1 \pm 9.1$  km  $\text{h}^{-1}$ ) for a trip duration of  $\approx 5$  d (4.9 and 5.7 d).

### **3.2. Migration and distribution during the inter-breeding period**

Chronology of the 2018 inter-breeding period of the GLS-tracked birds provides the first available data for the phenology and the movements of the species at Saint Paul Island (Table 1). All 7 individuals migrated during the inter-breeding period (Fig. 1a). Remarkably, 2 distinct migratory strategies were observed: 4 individuals (2 females and 2 males) migrated eastward to winter in the Tasman Sea, while 3 birds (2 females and 1 undetermined) migrated westward and overwintered mainly over the Southwest Indian Ridge, north of the Del Cano Rise (northward of the Crozet and Prince Edward Islands). Overall, MacGillivray's prions favoured the STZ (~58% of locations), but they also foraged within the Southern Ocean, spending ~36% in the SAZ and ~5% in the AZ (based on the 95% UD, not illustrated), regardless of their migratory area. When considering the 75% UD, differences were related to migratory tactics, with birds wintering in the Tasman Sea and the Southwest Indian Ridge using more subtropical and sub-Antarctic waters, respectively (STZ: 68 and 27%; and SAZ: 30 and 73%, respectively).

### **3.3. Activity patterns, moulting time and moulting distribution**

MacGillivray's prions spent a larger daily proportion of time in flight than sitting on the water during the inter-breeding period than during the breeding season (Fig. S1). However, a clear temporal pattern emerged, with birds spending more time on the water right after breeding during the first half of the inter-breeding period, and with a peak from March to May (Fig. 3; Fig. S1, Tables S1–S3). At that time, MacGillivray's prions spent on average 72% (maximum: 83%; not illustrated) of their time on the water each day, indicating that birds were moulting their flight



feathers. During the non-moulting period, they only spent ~45% of their time on the water. This clear temporal pattern (with a peak in values in March–May) occurred both during the day and at night (Fig. S1, Tables S2–S4).

The spatial distribution of MacGillivray's prions during the moult of flight feathers showed 2 contrasting geographic affinities (Tasman Sea and Southwest Indian Ridge), with all birds favouring subtropical waters (~46% of UD; Fig. 1b). Again, birds moulting within the Tasman Sea and Southwest Indian Ridge used more subtropical and sub-Antarctic waters, respectively (STZ: 60 and 44%, and SAZ: 40 and 56%, respectively), but the difference was less important than during the whole inter-breeding period (see above). Despite the small sample size, there was low inter-individual variability within the 2 strategies (Fig. 1a).

### **3.4. Periodicity in activity patterns**

The wavelet analysis of daily flying time revealed different patterns for each individual (Fig. S2). Three out of 6 birds showed a strong relationship between daily flight time and moon cycles, with a significant 29.5 d periodicity (Table 2; Table S5). All 3 birds overwintered in the Tasman Sea, and these periodic patterns occurred during both daytime and nighttime. Synchronicity was only detected during the non-breeding period, from the end of April to the beginning of September, and for between 1 and 5 lunar cycles. All 3 individuals showed an identical synchronicity in June and July 2018. The birds overwintering over the Southwest Indian Ridge did not exhibit such temporal synchronicity.

### 3.5. Isotopic values of feathers

All primary samples of the single dead chick had similar isotopic values (Fig. S3), which were not statistically different from those of 4 body feathers from the same bird (Mann-Whitney test,  $U = 19.5$  and  $15.0$ ,  $p = 0.744$  and  $0.361$ , for  $\delta^{13}\text{C}$  and  $\delta^{15}\text{N}$  values, respectively). Primaries from the dead chick and body feathers from the 12 live chicks were collected during different years and showed small but statistically different isotopic values ( $U = 103.5$  and  $24.5$ ,  $p = 0.021$  and  $0.011$ , for  $\delta^{13}\text{C}$  and  $\delta^{15}\text{N}$  values, respectively). As expected, all chick feathers (both primaries and body feathers) had  $\delta^{13}\text{C}$  values that characterize the STZ (Table 3).

All 55 primary samples of the 5 dead adult MacGillivray's prions retained high  $\delta^{13}\text{C}$  and  $\delta^{15}\text{N}$  values that indicate moulting flight feathers in the subtropics (Fig. 4a; Fig. S3). In contrast, body feather values of the 23 live adults ranged widely, encompassing 3.3 and 11.2 ‰ differences for  $\delta^{13}\text{C}$  and  $\delta^{15}\text{N}$ , respectively (Table 3). Overall, 33.7% ( $n = 31$ ) and 66.3% ( $n = 61$ ) of body feathers were synthesized within the STZ and SAZ, respectively, with no body moult occurring within the AZ. Most of the birds ( $n = 16$ , 69.6%) moulted their 4 body feathers in both the STZ and SAZ, 6 (26.1%) within the SAZ only, and a single bird (4.3%) within the STZ only (Fig. 4b).

Body feathers of GLS-carrying MacGillivray's prions that wintered over the Southwest Indian Ridge ( $n = 12$  feathers, 3 birds) and in the Tasman Sea ( $n = 16$  feathers, 4 birds) showed identical  $\delta^{13}\text{C}$  values ( $U = 104.5$ ,  $p = 0.693$ ) and slightly different  $\delta^{15}\text{N}$  values ( $U = 52.5$ ,  $p = 0.043$ ). Interestingly,  $\delta^{15}\text{N}$  values of body feathers moulted in subtropical waters ( $n = 3$  feathers for birds wintering over the Southwest Indian Ridge and  $n = 7$  in the Tasman Sea) were significantly lower over the Southwest Indian Ridge than in the Tasman Sea ( $11.5 \pm 2.0$  and  $15.0 \pm 0.6$  ‰, respectively,  $U = 0.0$ ,  $p = 0.017$ ). Hence, a threshold value of 14.5 ‰ was used to discriminate between 2 groups of birds amongst those that were not GLS tracked and that moulted at least

partially in the subtropics (n = 11). Their feather  $\delta^{15}\text{N}$  values suggest that 6 birds wintered over the Southwest Indian Ridge and 5 birds in the Tasman Sea.

### **3.6. Isotopic values of blood, plasma and food samples**

Blood  $\delta^{13}\text{C}$  and  $\delta^{15}\text{N}$  values of the 23 incubating Mac Gillivray's prions averaged  $-20.6$  and  $7.1$  ‰, respectively (Table 3), with no statistical difference between females and males (2-sample t-tests,  $t = 0.67$  and  $0.39$ ,  $p = 0.511$  and  $0.698$ , respectively). They were lower than the corrected values (from feathers to blood) of large chicks near fledging ( $t = 24.39$  for  $\delta^{13}\text{C}$  and  $49.54$  for  $\delta^{15}\text{N}$ , both  $p < 0.001$ ; Fig. 5). The high chick  $\delta^{13}\text{C}$  values support foraging within the STZ, but the low  $\delta^{13}\text{C}$  values of incubating adults indicate they fed on sub-Antarctic prey. This unexpected result was confirmed by the low isotopic values of both bird plasma (n = 23,  $-20.7 \pm 0.4$  and  $9.0 \pm 0.7$  ‰) and food samples (n = 7,  $-22.4 \pm 0.7$  and  $5.6 \pm 1.2$  ‰). The presence of higher trophic-level prey (euphausiids and/or fish, see below) increased the  $\delta^{15}\text{N}$  values of 2 food samples when compared to the remaining 5 others ( $7.2$ – $7.4$  and  $4.9 \pm 0.3$  ‰, respectively).

Nine spontaneous regurgitations were collected, weighing on average  $4.6 \pm 2.5$  g. All but one of the food samples were dominated by mass from crustaceans (87.3%), with fish accounting for the remaining 12.7%. Crustaceans occurred in all samples. Copepods constituted by far the main food component by mass and by number, with a predominance of the calanid *Neocalanus tonsus* (mostly stage V copepodites). A few euphausiid remains were found in 5 samples, with the presence of bilobed eyes indicating the genera *Nematoscelis* and/or *Thysanoessa*. Finally, fish remains were identified in 2 samples that contained 1 and 6 specimens of the phosichthyid genus *Vinciguerria* that were numbered using dentary bones.

### **3.7. Blood isotopic values and bill width of MacGillivray's, Antarctic and slender-billed prions**

Blood isotopic values segregated the 3 most abundant prion species that breed in the area ( $\delta^{13}\text{C}$ : Kruskal-Wallis,  $H = 26.17$ ,  $p < 0.001$ ;  $\delta^{15}\text{N}$ : ANOVA,  $F_{2,52} = 164.5$ ,  $p < 0.001$ ) (Fig. 5). MacGillivray's prions had higher blood  $\delta^{13}\text{C}$  values than the Antarctic (Conover-Inman post hoc test for pairwise comparison,  $p < 0.001$ ) and slender-billed ( $p < 0.001$ ) prions from the sub-Antarctic Kerguelen Islands, and  $\delta^{15}\text{N}$  values significantly decreased in the order slender-billed > Antarctic > MacGillivray's prions (Tukey's post hoc tests for pairwise comparison, all 3  $p < 0.001$ ). The 3 prion species segregated by their bill width ( $F_{2,52} = 48.8$ ,  $p < 0.001$ , and  $p < 0.001$  for the 3 pairwise comparisons), with the following increasing order: slender-billed ( $11.1 \pm 0.6$  mm) < Antarctic ( $13.6 \pm 0.6$  mm) < MacGillivray's ( $17.9 \pm 1.0$  mm). Blood  $\delta^{15}\text{N}$  values were significantly and negatively correlated to bill width amongst species, such that larger bills (MacGillivray's prion) were associated with lower  $\delta^{15}\text{N}$  values (Fig. 6).

## **4. Discussion**

By combining tracking, activity data and stable isotope analysis, we revealed the year-round behavioural ecology through exploration of movement, foraging, feeding and moulting of MacGillivray's prions breeding at Saint Paul Island, Southern Indian Ocean. As expected, and despite a small sample size with relatively few individuals tracked, results showed that the species exhibited migratory behaviour during which birds favoured sub-Antarctic and subtropical waters where they moulted early during the nonbreeding period.

#### **4.1. Food and feeding ecology during the breeding period in relation to bill width**

During incubation, the 2 GPS-equipped MacGillivray's prions foraged south of Saint Paul Island, remaining in temperate waters north of the Subtropical Front (STF). This was consistent with feather  $\delta^{13}\text{C}$  values of large chicks, which indicated that adults also forage within the STZ later in the breeding season, during the chick-rearing period. In the Southern Indian Ocean, the  $\delta^{15}\text{N}$  baseline rises sharply in the vicinity of the STF, and this increase propagates through the food web (Altabet & Francois 1994, Lourey et al. 2003). Consequently, the low plasma and blood  $\delta^{13}\text{C}$  values of incubating birds, together with the low  $\delta^{13}\text{C}$  values of food samples, suggest that they feed on sub-Antarctic prey during incubation. Such a mismatch between bio-logging and stable isotopes is rarely reported in the scientific literature and can be explained here by several non-exclusive explanations: (1) the birds effectively foraged within the SAZ, with the STF being located further north than its average latitudinal position during the study period; (2) prions foraged within cold-water eddies of sub-Antarctic origin that are located within the temperate waters of the STZ; and (3) prey recently migrated from the SAZ to the STZ, and, hence, still retain the  $\delta^{13}\text{C}$  values of cold waters. The latter hypothesis seems unlikely, however, because small drifting zooplankton such as copepods generally do not undergo extensive horizontal migrations. These unexpected results illustrate how poorly the food and feeding ecology of MacGillivray's prion are known, which need to be further investigated by again combining complementary methods, but for a larger number of birds and during a longer study period.

An interesting aspect of the sub-Antarctic blood isotopic values of MacGillivray's prions is that it allows a comparison between blood  $\delta^{15}\text{N}$  values and those from prions from the nearby sub-Antarctic Kerguelen Islands without any deleterious  $\delta^{15}\text{N}$  baseline effect associated with the STF.

By contrast, this negative  $\delta^{15}\text{N}$  baseline effect precludes directly comparing their wing feather  $\delta^{15}\text{N}$  values (Jones et al. 2020), because MacGillivray's and Antarctic prions moult in the subtropics, while slender-billed prions moult their primaries in the AZ (Cherel et al. 2016, this study). Consequently, the higher feather  $\delta^{15}\text{N}$  values of MacGillivray's prions from Gough Island do not translate directly to a higher trophic level than that of other prions during moult (Jones et al. 2020). Instead, blood isotopic values showed an opposite trend during breeding, with  $\delta^{15}\text{N}$  values increasing in the order MacGillivray's < Antarctic < slender-billed prions. All 3 species feed primarily on crustaceans, but the dietary importance of small-sized zooplankton increases in the order slender-billed < Antarctic < MacGillivray's prions (Cherel et al. 2002, this study). This trophic segregation is related to the beak morphology of the prions (Klages & Cooper 1992): the larger the beak, the higher the number of palatal lamellae (from none in the slender-billed prion to 136 in the broad-billed prion; Klages & Cooper 1992), the more efficient the birds are at seawater filtering and, hence, the higher is the dietary proportion of copepods and, consequently, the lower the  $\delta^{15}\text{N}$  values and the birds' trophic position. The negative linear relationship between blood  $\delta^{15}\text{N}$  values and bill width (Fig. 6) illustrates this suite of morphological, behavioural and dietary adaptations that allow the abundant prions from the Southern Indian Ocean to coexist at sea by feeding on prey of different sizes.

Indeed, food samples indicate that the diet of incubating MacGillivray's prions is dominated by 3–4 mm long stage V copepodites of *Neocalanus tonsus*. *N. tonsus* is an abundant circumglobal sub-Antarctic and transition species at the STF, where stage V copepodites form large surface swarm concentrations in spring and summer (Kawamura 1974, Bradford-Grieve & Jillett 1998, Bradford-Grieve et al. 2001). This seasonally predictable mass occurrence makes *N. tonsus* an ideal prey for filter-feeding predators of various sizes, from the huge southern sei whale

(Kawamura 1974) and large basking shark (Bradford-Grieve & Jillett 1998) to comparatively small seabirds such as the broad-billed (Imber 1981) and MacGillivray's prions (this study).

#### **4.2. Inter-breeding period**

MacGillivray's prions from Saint Paul Island migrated to distant wintering grounds during the interbreeding period, which is in agreement with the behaviour of other prion species, and of MacGillivray's prions from Gough Island (Quillfeldt et al. 2015a,b, Jones et al. 2020). They wintered almost equally to the north and south of the STF, favouring the STZ and SAZ over the colder waters of the AZ located further south. Accordingly, their  $\delta^{13}\text{C}$  values indicate that body feathers were moulted either within the STZ or SAZ, with no feathers retaining the lower  $\delta^{13}\text{C}$  values that characterize the AZ. Both GLS tracking and stable isotopes depict inter-individual variations, with most MacGillivray's prions from Saint Paul Island wintering in both the subtropics and the Southern Ocean, while some individuals favoured either the STZ or the SAZ.

Seabird species exhibit various overwintering strategies, as observed between populations at the intraspecific level: (1) entirely migratory (e.g. slender-billed prions; Quillfeldt et al. 2015b), (2) dispersive (e.g. Antarctic prions and blue petrels *Halobaena caerulea*; Quillfeldt et al. 2015a), (3) resident versus migratory (e.g. fluttering shearwater *Puffinus gavia*; Berg et al. 2019) or (4) migratory movements to different overwintering destinations (e.g. Cook's petrel *Pterodroma cookii*, Rayner et al. 2011; south polar skuas *Catharacta maccormicki*, Kopp et al. 2011, Weimerskirch et al. 2015). Mac Gillivray's prions breeding at Saint Paul Island exhibited clear migratory movements towards 2 distinct migratory locations (Tasman Sea or the Southwest Indian Ridge), which are not related to at-sea sexual segregation. This strategy is seemingly unique

regarding other prion species (Quillfeldt et al. 2015a,b), even compared to MacGillivray's prions breeding at Gough Island (Jones et al. 2020). Thus, prions either overwinter in a single area for the whole population (slender-billed prion), or a multitude of areas (Antarctic prion), or an in-between strategy (Mac Gillivray's prion, this study). Few other seabird species are known to have a similar 2-way strategy (Cook's petrel; Rayner et al. 2011), and genetic differences may be suspected. However, our sample size was small, and more individuals need to be tracked to confirm this 2-way strategy.

During the inter-breeding period, MacGillivray's prions from Saint Paul exhibited a clear temporal pattern, spending more time on the water right after breeding during the first half of the inter-breeding period. In addition to this seasonal pattern, the activity appeared to be partly influenced by the moon. The night-time at-sea activity followed repeated cycles according to lunar cycles ( $\approx 29$  d). To our knowledge, a marked within-species variation in response to lunar cycles, or at least a non-region-specific response, has not yet been described and needs to be further explored. Prions overwintering in the Tasman Sea were more active during nights with higher moonlight intensity. In a still unexplained way, the birds overwintering over the Southwest Indian Ridge did not exhibit such synchronicity in their cycle of at-sea activity. Among seabirds, the influence of the moon phase on at-sea activity appears minimal for some species (Scopoli's shearwaters *Calonectris diomedea*, Ramos 2019; Bulwer's petrel *Bulweria bulwerii*, Dias et al. 2016), while clearly evidenced in others (e.g. Yamamoto et al. 2008, Mackley et al. 2011, Pinet et al. 2011). Links between at-sea behaviour and the lunar phase during the non-breeding period have been found in several species of albatrosses, petrels, shearwaters and gulls (Phalan et al. 2007, Yamamoto et al. 2008, Pinet et al. 2011, Cruz et al. 2013, Ramos et al. 2016), with higher nocturnal activity during moonlit nights.



The lunar cycle is known to strongly influence the vertical distribution (diurnal vertical migration) of potential prey species such as zooplankton, squid and fish, thereby making them more accessible to foraging seabirds (Brinton 1967, Gliwicz 1986a,b, Luecke & Wurtsbaugh 1993, Benoit-Bird et al. 2009). Prions capture their prey at the surface by pumping water through the filtering lamellae and have access only to the upper first metres of the water column, taking surface prey such as copepods (Imber 1981, Warham 1990). Therefore, vertically migrating prey may become out of reach to prions. Nonetheless, this pattern was not detected for birds overwintering over the Southwest Indian Ridge. This suggests either differences in productivity around the Del Cano Rise compared to the Tasman Sea, and/or different diets and prey behaviour depending on the non-breeding area. Accordingly,  $\delta^{13}\text{C}$  values indicate that (1) body feathers were synthesized within different water masses (either STZ or SAZ), and (2) for body feathers moulted within the STZ,  $\delta^{15}\text{N}$  values were lower in the Southwest Indian Ridge than in the Tasman Sea.

### **4.3. Moulting**

MacGillivray's prions from Saint Paul exhibited a high seasonality in their at-sea activity pattern, with the daily proportion of time spent on water peaking at the beginning of the inter-breeding period from March to May. This peak in the proportion of time spent on water is likely to correspond to the moult of flight feathers (Cherel et al. 2016). Such a transient reduction in flying activity characterizes the intense moult of flight feathers that decreases the flying ability of prions and petrels (Cherel et al. 2016, Jones et al. 2020). MacGillivray's prions thus showed a post-breeding wing moult, which is in agreement with the timing of moult in the other population of MacGillivray's prions at Gough Island, and of the slender-billed prion and blue petrel, but not of

the Antarctic prion that presents a pre-breeding moult of flight feathers (Cherel et al. 2016, Jones et al. 2020).

The isotopic values of the primaries of MacGillivray's prions from Saint Paul are characteristic of the STZ, with a single wing feather moulted within the Southern Ocean. The primary  $\delta^{13}\text{C}$  values of MacGillivray's prions from Gough Island are slightly different from those from Saint Paul ( $-16.7 \pm 0.7 \text{‰}$ ,  $n = 72$ , versus  $-17.3 \pm 0.6 \text{‰}$ ,  $n = 55$ , respectively), but they also indicated renewing flight feathers in the subtropics with, again, a single feather retaining a sub-Antarctic value (Jones et al. 2021). Prions thus exhibit species-specific moulting areas, with Mac Gillivray's, Antarctic and broad-billed prions renewing their flight feathers in the subtropics and the slender-billed prion in Antarctic waters (Quillfeldt et al. 2015b, Cherel et al. 2016, Jones et al. 2020). It was estimated that MacGillivray's prions from Gough Island moult primaries in both the STZ and SAZ (Jones et al. 2020). However, the too-high feather  $\delta^{13}\text{C}$  estimation of the STF (Phillips et al. 2009), a key issue to delineate where the prions moult, shifted the moulting zone too far south. In agreement with our interpretation, the primary  $\delta^{13}\text{C}$  values of Mac Gillivray's prions were identical to those of the broad-billed prions that moult in the subtropics ( $-16.6 \pm 0.7 \text{‰}$ ,  $n = 132$ ).

The primary moult of MacGillivray's prions lasts longer compared to other prion species (extended moulting duration: MacGillivray's Saint Paul Island  $\approx 119$  d; MacGillivray's Gough Island  $\approx 115$  d > Antarctic  $\approx 109$  d > broad-billed  $\approx 96$  d > slender-billed  $\approx 83$  d > blue petrel  $\approx 71$  d; Cherel et al. 2016, Jones et al. 2020). It is noteworthy that the species with the longest moulting periods are those renewing their flight feathers within the less productive STZ. Interestingly, the high distribution overlap between MacGillivray's prions from Saint Paul and Antarctic prions from Kerguelen (see Fig. S4) indicates that both populations renew their plumage in the same oceanic zone. However, Antarctic prions moult before breeding in late winter (July–November; Fig. 3),

while MacGillivray's prions moult after breeding in late summer (February–May), creating a temporal mismatch that likely minimizes competition at-sea between the 2 species. Another relevant feature is that the 2 populations of MacGillivray's prions spend the non-breeding period in different wintering areas, either in the Indian Ocean (Saint Paul) or the Atlantic (Gough; Jones et al. 2021), while the 2 main populations of the slender-billed prions from the Indian (Kerguelen) and the Atlantic (Falklands) Oceans moulted their flight feathers in the same area (Quillfeldt et al. 2015b). Remarkably, however, MacGillivray's prions from Gough Island exhibited very similar timing in departure/arrival at the breeding colony and moulting duration compared to their conspecifics from Saint Paul Island, and both populations appeared to favour the SAZ and STZ during the non-breeding period.

The distribution at sea of MacGillivray's prions from Saint Paul Island seems relatively small during breeding, but it expands considerably during the inter-breeding period. The oceanic wintering areas of MacGillivray's prion were already identified as important zones for many pelagic seabird species (Waugh et al. 2012, Delord et al. 2013, 2014, Lascelles et al. 2016), and its breeding range is partly included within the marine protected area of Saint Paul and Amsterdam Islands (Southern French Territories; Claudet et al. 2021). Prions are not identified as threatened species by incidental mortality caused by fisheries so far but were found to be influenced by climate variability (Barbraud & Weimerskirch 2005, Nevoux & Barbraud 2006). Since marine areas used by MacGillivray's prions are impacted by climate change (Sydemann et al. 2021), future studies are needed to understand how climate variability affects the at-sea distribution of this Critically Endangered species, and ultimately its population dynamics. Nevertheless, the main issue for MacGillivray's prions remains the presence of house mice *Mus musculus* on Saint Paul,

and given the seeming failure of the eradication of mice on Gough, eradicating them on Saint Paul should be a priority (Barbraud et al. 2021).

**Acknowledgements.** We thank T. Micol and F. Le Bouard for fieldwork; S. Pascaud for processing the samples for stable isotopes; G. Guillou from the Plateforme Analyses Isotopiques of the Littoral Environnement et Sociétés (LIENSs) laboratory for running stable isotope analyses; the Service d'Analyses Biologiques du CEBC, and especially C. Ribout, for expertise and technical help in seabird molecular sexing; C. W. Jones and P. G. Ryan for providing their raw published isotopic data of birds from Gough Island; Y. Le Meur and R. Bellec for logistic organization; and the crew from the ship 'La Curieuse' for their help to access Saint Paul. This work was supported financially and logistically by l'Institut Polaire Français Paul-Emile Victor (IPEV, Programmes 109 C.B. and 394 C.A.B.), the EU-BEST Project ITAGED, and the Réserve Nationale des Terres Australes et Antarctiques Françaises (TAAF). The TAAF administration provided permission to work at Saint Paul Island. Thanks are due to the Contrat de Projet État-Région (CPER) and the Fonds Européen de Développement Régional (FEDER) for funding the IRMS of the LIENSs laboratory. The Institut Universitaire de France (IUF) is acknowledged for its support to P.B. as a Senior Member. We acknowledge N. Moulin for help with the deployment of GLS loggers in 2017 and L. Chambrin, R. Harivel, F. Le Bouard and A. Rhumeur for the fieldwork in December 2018.

## References

- Afanasyev V (2004) A miniature daylight level and activity data recorder for tracking animals over long periods. *Mem Natl Inst Polar Res* 58:227–233
- Altabet MA, Francois R (1994) Sedimentary nitrogen isotopic ratio as a recorder for surface ocean nitrate utilization. *Glob Biogeochem Cycles* 8:103–116

- Barbraud C, Delord K, Le Bouard F, et al (2021) Seabird population changes following mammal eradication at oceanic Saint-Paul Island, Indian Ocean. *J Nat Conserv* 63:126049
- Barbraud C, Weimerskirch H (2005) Environmental conditions and breeding experience affect costs of reproduction in blue petrels. *Ecology* 86:682–692
- Belkin IM, Gordon AL (1996) Southern Ocean fronts from the Greenwich meridian to Tasmania. *J Geophys Res* 101:3675–3696
- Benoit-Bird KJ, Au WW, Wisdom DW (2009) Nocturnal light and lunar cycle effects on diel migration of micronekton. *Limnol Oceanogr* 54:1789–1800
- Berg M, Linnebjerg JF, Taylor G, et al (2019) Year-round distribution, activity patterns and habitat use of a poorly studied pelagic seabird, the fluttering shearwater *Puffinus gavia*. *PloS One* 14:e0219986
- Bertrand A, Gerlotto F, Bertrand S, et al (2008) Schooling behaviour and environmental forcing in relation to anchoveta distribution: An analysis across multiple spatial scales. *Prog Oceanogr* 79:264–277
- Bretagnolle V, Zotier R, Jouventin P (1990) Comparative population biology of four prions (Genus *Pachyptila*) from the Indian Ocean and consequences for their taxonomic status. *The Auk* 107:305–316
- Brinton E (1967) Vertical migration and avoidance capability of euphausiids in the California Current. *Limnol Oceanogr* 12:451–483
- Brooke M (2004) Albatrosses and petrels across the world. Oxford
- Carravieri A, Bustamante P, Churlaud C, et al (2014) Moulting patterns drive within-individual variations of stable isotopes and mercury in seabird body feathers: implications for monitoring of the marine environment. *Mar Biol* 161:963–968
- Cazelles B, Stone L (2003) Detection of imperfect population synchrony in an uncertain world. *J Anim Ecol* 72:953–968
- Cherel Y, Bocher P, De Broyer C, Hobson KA (2002) Food and feeding ecology of the sympatric thin-billed *Pachyptila belcheri* and Antarctic *P. desolata* prions at Iles Kerguelen, Southern Indian Ocean. *Mar Ecol Prog Ser* 228:263–281
- Cherel Y, Connan M, Jaeger A, Richard P (2014a) Seabird year-round and historical feeding ecology: blood and feather delta C-13C and delta C-15N values document foraging plasticity of small sympatric petrels. *Mar Ecol Prog Ser* 505:267–280
- Cherel Y, Hobson KA (2007) Geographical variation in carbon stable isotope signatures of marine predators: a tool to investigate their foraging areas in the Southern Ocean. *Mar Ecol Prog Ser* 329:281–287

- Cherel Y, Hobson KA, Bailleul F, Groscolas R (2005a) Nutrition, physiology, and stable isotopes: new information from fasting and molting penguins. *Ecology* 86:2881–2888
- Cherel Y, Hobson KA, Weimerskirch H (2005b) Using stable isotopes to study resource acquisition and allocation in procellariiform seabirds. *Oecologia* 145:533–540
- Cherel Y, Jaquemet S, Maglio A, Jaeger A (2014b) Differences in delta C-13 and delta N-15 values between feathers and blood of seabird chicks: implications for non-invasive isotopic investigations. *Mar Biol* 161:229–237
- Cherel Y, Quillfeldt P, Delord K, Weimerskirch H (2016) Combination of at-sea activity, geolocation and feather stable isotopes documents where and when seabirds molt. *Front Ecol Environ* 4:1–16
- Claudet J, Loiseau C, Pebayle A (2021) Critical gaps in the protection of the second largest exclusive economic zone in the world. *Mar Policy* 124:104379. <https://doi.org/10.1016/j.marpol.2020.104379>
- Cruz SM, Hooten M, Huyvaert KP, et al (2013) At-sea behavior varies with lunar phase in a nocturnal pelagic seabird, the swallow-tailed gull. *PLoS One* 8:e56889
- Delord K, Barbraud C, Bost CA, et al (2013) Atlas of top predators from the French Southern Territories in the Southern Indian Ocean. [http://www.cebc.cnrs.fr/ecommm/Fr\\_ecomm/ecommm\\_ecor\\_OI1.html](http://www.cebc.cnrs.fr/ecommm/Fr_ecomm/ecommm_ecor_OI1.html)
- Delord K, Barbraud C, Bost CA, et al (2014) Areas of importance for seabirds tracked from French southern territories, and recommendations for conservation. *Mar Policy* 48:1–13
- Dias MP, Romero J, Granadeiro JP, et al (2016) Distribution and at-sea activity of a nocturnal seabird, the Bulwer's petrel *Bulweria bulwerii*, during the incubation period. *Deep Sea Res Part Oceanogr Res Pap* 113:49–56
- Dilley BJ, Davies D, Bond AL, Ryan PG (2015) Effects of mouse predation on burrowing petrel chicks at Gough Island. *Antarct Sci* 27:543–553
- Fablet R, Chaigneau A, Bertrand S (2013) Multiscale analysis of geometric planar deformations: application to wild animal electronic tracking and satellite ocean observation data. *IEEE Trans Geosci Remote Sens* 52:3627–3636
- Gliwicz MZ (1986a) Predation and the evolution of vertical migration in zooplankton. *Nature* 320:746–747
- Gliwicz ZM (1986b) A lunar cycle in zooplankton. *Ecology* 67:883–897
- Halpern BS, Frazier M, Afflerbach J, et al (2019) Recent pace of change in human impact on the world's ocean. *Sci Rep* 9:1–8

- Harper PC (1980) The field identification and distribution of the prions (genus *Pachyptila*), with particular reference to the identification of storm-cast material. *Notornis* 27:235–286
- Hazen EL, Abrahms B, Brodie S, et al (2019) Marine top predators as climate and ecosystem sentinels. *Front Ecol Environ* 17:565–574
- Imber MJ (1981) Diets of stormpetrels *Pelagodroma* and *Garrodia* and of prions *Pachyptila* (Procellariiformes). In: *Proceedings of the Symposium on Birds of the Sea and Shore*. pp 63–88
- Jaeger A, Blanchard P, Richard P, Cherel Y (2009) Using carbon and nitrogen isotopic values of body feathers to infer inter- and intra-individual variations of seabird feeding ecology during moult. *Mar Biol* 156:1233–1240
- Jaeger A, Connan M, Richard P, Cherel Y (2010) Use of stable isotopes to quantify seasonal changes of trophic niche and levels of population and individual specialisation in seabirds. *Mar Ecol Prog Ser* 401:269–277
- Jiguet F, Robert A, Micol T, Barbraud C (2007) Quantifying stochastic and deterministic threats to island seabirds: last endemic prions face extinction from falcon peregrinations. *Anim Conserv* 10:245–253
- Jones CW, Phillips RA, Grecian WJ, Ryan PG (2020) Ecological segregation of two superabundant, morphologically similar, sister seabird taxa breeding in sympatry. *Mar Biol* 167:1–16
- Jones CW, Risi MM, Osborne AM, et al (2021) Mouse eradication is required to prevent local extinction of an endangered seabird on an oceanic island. *Anim Conserv* 24:637–645
- Kopp M, Peter HU, Mustafa O, et al (2011) South polar skuas from a single breeding population overwinter in different oceans though show similar migration patterns. *Mar Ecol Prog Ser* 435:263–267
- Lascelles BG, Taylor P, Miller M, et al (2016) Applying global criteria to tracking data to define important areas for marine conservation. *Divers Distrib* 22:422–431
- Lourey M, Trull T, Sigman D (2003) Sensitivity of the  $\delta^{15}\text{N}$  of surface suspended and deep sinking particulate organic nitrogen to Southern Ocean seasonal nitrate depletion. *Glob Biogeochem Cycles* 17:1081
- Luecke C, Wurtsbaugh WA (1993) Effects of moonlight and daylight on hydroacoustic estimates of pelagic fish abundance. *Trans Am Fish Soc* 122:112–120
- Mackley EK, Phillips RA, Silk JRD, et al (2011) At-sea activity patterns of breeding and nonbreeding White-chinned Petrels *Procellaria aequinoctialis* from South Georgia. *Mar Biol* 158:429–438

- Mattern T, Masello JF, Ellenberg U, Quillfeldt P (2015) Actave.net - a web-based tool for the analysis of seabird activity patterns from saltwater immersion geolocators. *Methods Ecol Evol* 6:859–864
- Micol T, Jouventin P (1998) Le retour des oiseaux sur l'île Saint-Paul. *Pour Sci.* 251:21–21
- Micol T, Jouventin P (2002) Eradication of rats and rabbits from Saint-Paul Island, French Southern territories. *Turn Tide Erad Invasive Species* 199–205
- Mott R, Clarke RH (2018) Systematic review of geographic biases in the collection of at-sea distribution data for seabirds. *Emu-Austral Ornithol* 118:235–246
- Nevoux M, Barbraud C (2006) Relationships between sea-ice concentration, sea surface temperature and demographic traits of thin-billed prions. *Polar Biol* 29:445–453
- Penhallurick J, Wink M (2004) Analysis of the taxonomy and nomenclature of the Procellariiformes based on complete nucleotide sequences of the mitochondrial cytochrome b gene. *Emu* 104:125–147. <https://doi.org/10.1071/MU01060>
- Phalan B, Phillips RA, Silk JR, et al (2007) Foraging behaviour of four albatross species by night and day. *Mar Ecol Prog Ser* 340:271–286
- Phillips R, Bearhop S, McGill R, Dawson D (2009) Stable isotopes reveal individual variation in migration strategies and habitat preferences in a suite of seabirds during the nonbreeding period. *Oecologia* 160:795–806
- Phillips RA, Xavier JC, Croxall JP, Burger AE (2003) Effects of satellite transmitters on albatrosses and petrels. *The Auk* 120:1082–1090
- Pinet P, Jaeger A, Cordier E, et al (2011) Celestial moderation of tropical seabird behavior. *PloS One* 6:e27663
- Quillfeldt P, Cherel Y, Delord K, Weimerskirch H (2015a) Cool, cold or colder? Spatial segregation of prions and blue petrels is explained by differences in preferred sea surface temperatures. *Biol Lett* 11:
- Quillfeldt P, Cherel Y, Masello JF, et al (2015b) Half a World Apart? Overlap in Nonbreeding Distributions of Atlantic and Indian Ocean Thin-Billed Prions. *PloS One* 10:
- Quillfeldt P, Masello JF, McGill RA, et al (2010) Moving polewards in winter: a recent change in the migratory strategy of a pelagic seabird? *Front Zool* 7:15
- Quillfeldt P, Weimerskirch H, Delord K, Cherel Y (2020) Niche switching and leapfrog foraging: movement ecology of sympatric petrels during the early breeding season. *Mov Ecol* 8:1–14
- Ramos R (2019) Crossing the Pillars of Hercules: Understanding transoceanic migrations of seabirds throughout their breeding range. *Ecol Evol* 9:4760–4771



- Ramos R, Ramirez I, Paiva VH, et al (2016) Global spatial ecology of three closely-related gadfly petrels. *Sci Rep* 6:
- Rayner MJ, Carlile N, Priddel D, et al (2016) Niche partitioning by three *Pterodroma* petrel species during non-breeding in the equatorial Pacific Ocean. *Mar Ecol Prog Ser* 549:217–229
- Rayner MJ, Hauber ME, Steeves TE, et al (2011) Contemporary and historical separation of transequatorial migration between genetically distinct seabird populations. *Nat Commun* 332:
- Rheindt FE, Austin JJ (2005) Major analytical and conceptual shortcomings in a recent taxonomic revision of the Procellariiformes - a reply to Penhallurick and Wink (2004). *Emu* 105:181–186
- Rösch A, Schmidbauer H (2018) WaveletComp. R package v 1.1. URL <https://CRAN.R-project.org/package=WaveletComp>
- Roux JP, Martinez J (1987) Vagrants, rare and introduced birds at Saint-Paul and Amsterdam Islands (southern Indian Ocean). *Cormorant* 14:3–19
- Roux JP, Mougín JL, Bartle JA (1986) Le Prion de MacGillivray. Données taxinomiques. *Oiseau R F O* 56:379–384
- Rouyer T, Fromentin J-M, Stenseth NC, Cazelles B (2008) Analysing multiple time series and extending significance testing in wavelet analysis. *Mar Ecol Prog Ser* 359:11–23
- Roy A, Delord K, Nunes GT, et al (2021) Did the animal move? A cross-wavelet approach to geolocation data reveals year-round whereabouts of a resident seabird. *Mar Biol* 168:1–12
- Ryan PG, Bourgeois K, Dromzée S, Dilley BJ (2014) The occurrence of two bill morphs of prions *Pachyptila vittata* on Gough Island. *Polar Biol* 37:727–735
- Shirihai H, Kirwan GM (2008) Complete guide to Antarctic wildlife. Princeton University Press
- Sokolov S, Rintoul SR (2009) Circumpolar structure and distribution of the Antarctic Circumpolar Current fronts: 2. Variability and relationship to sea surface height. *J Geophys Res-Oceans* 114:
- Sydeman WJ, Schoeman DS, Thompson SA, et al (2021) Hemispheric asymmetry in ocean change and the productivity of ecosystem sentinels. *Science* 372:980–983
- Tollu B (1984) La Quille (Ile St Paul, Océan Indien), sanctuaire de populations relictées. *Oiseau RFO* 54:79–85
- Torrence C, Compo GP (1998) A practical guide to wavelet analysis. *Bull Am Meteorol Soc* 79:61–78
- Waap S, Symondson WO, Granadeiro JP, et al (2017) The diet of a nocturnal pelagic predator, the Bulwer's petrel, across the lunar cycle. *Sci Rep* 7:1384

- Warham J (1990) *The petrels: their ecology and breeding systems*. Academic Press, London
- Waugh SM, Filippi DP, Kirby DS, et al (2012) Ecological Risk Assessment for seabird interactions in Western and Central Pacific longline fisheries. *Mar Policy* 36:933–946
- Weimerskirch H, Lallemand J, Martin J (2005) Population sex ratio variation in a monogamous long-lived bird, the wandering albatross. *J Anim Ecol* 74:285–291
- Weimerskirch H, Tarrow A, Chastel O, et al (2015) Population-specific wintering distributions of adult south polar skuas over the three oceans. *Mar Ecol Prog Ser* 538:229–237
- Worthy TH, Jouventin P (1999) The fossil avifauna of Amsterdam Island, Indian Ocean. *Smithson Contrib Paleobiology* 89:39–65
- Yamamoto T, Takahashi A, Yoda K, et al (2008) The lunar cycle affects at-sea behaviour in a pelagic seabird, the streaked shearwater, *Calonectris leucomelas*. *Anim Behav* 76:1647–1652
- Zuur AF (2009) *Mixed effects models and extensions in ecology with R*, NY: Springer. Springer, New York
- Zuur AF, Ieno EN, Elphick CS (2010) A protocol for data exploration to avoid common statistical problems. *Methods Ecol Evol* 1:3–14. <https://doi.org/10.1111/j.2041-210X.2009.00001.x>

**Table 1.** Sample sizes of birds tracked using geolocators (GLS; deployment:  $n = 20$ , recovery:  $n = 7$  [35%]), and main characteristics of the inter-breeding and moulting periods of MacGillivray's prions from Saint Paul Island in 2018. Values are mean  $\pm$  SD

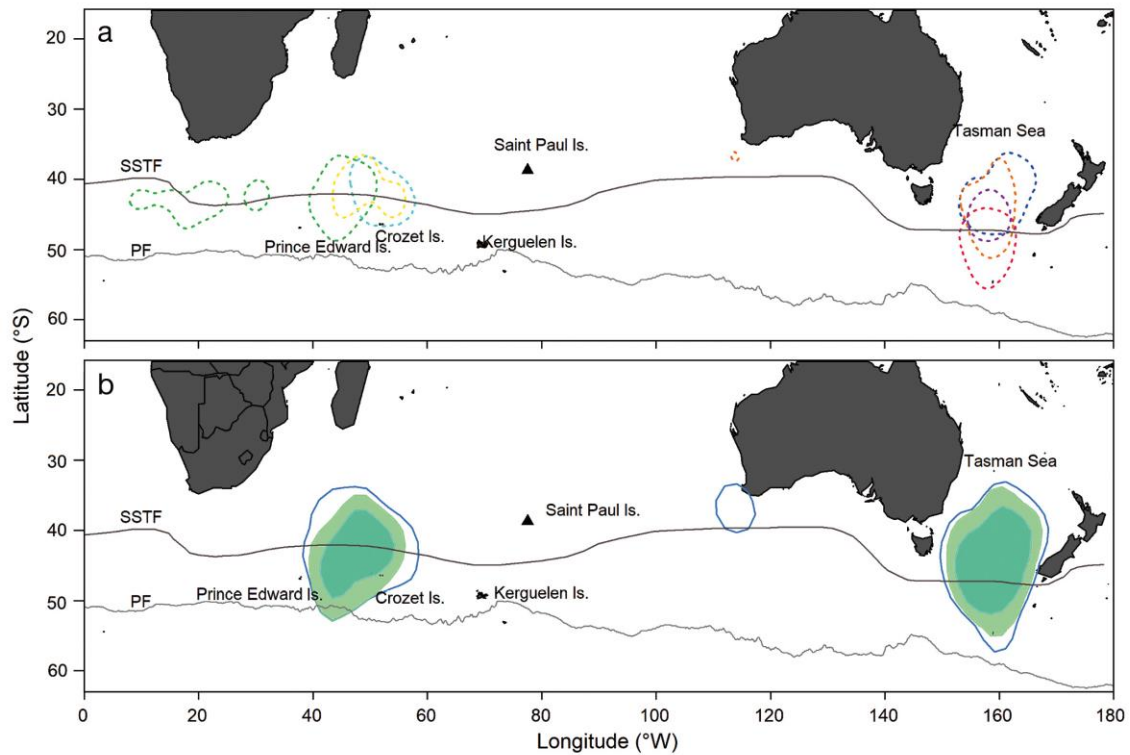
Period	Value
<b>Inter-breeding</b>	Departure date <sup>a</sup> : 22 February $\pm$ 13.6 d Arrival date <sup>a</sup> : 29 September $\pm$ 29.6 d Duration: 189 $\pm$ 23.5 d Distance from the colony: 4839 $\pm$ 1954 (range: 4–7550) km Centroid longitude <sup>b</sup> : 45.1 $\pm$ 9.5 – 158.6 $\pm$ 0.9° E Centroid latitude: 43.9 $\pm$ 2.7° S
<b>Migration</b>	
Outward	Arrival date: 6 March $\pm$ 12.3 d Duration: 12 $\pm$ 4.1 d
Inward	Departure date: 11 September $\pm$ 24.6 d Duration: 18 $\pm$ 9.0 d
<b>Moulting</b>	Beginning date: Extended <sup>c</sup> : 2 March $\pm$ 14.1 d Core <sup>c</sup> : 18 March $\pm$ 13.0 d Duration: Extended <sup>c</sup> : 119 $\pm$ 38.0 d Core <sup>c</sup> : 76 $\pm$ 30.3 d Centroid longitude <sup>b</sup> : Extended <sup>c</sup> : 48.4 $\pm$ 3.0 – 159.5 $\pm$ 1.9° E Core <sup>c</sup> : 47.4 $\pm$ 2.9 – 159.2 $\pm$ 1.9° E Centroid latitude: Extended <sup>c</sup> : 43.1 $\pm$ 1.5° S Core <sup>c</sup> : 43.9 $\pm$ 1.3° S
<sup>a</sup> Departure date from the colony at the end of the breeding season $t$ and arrival date at the colony at the beginning of the breeding season $t+1$ <sup>b</sup> The 2 migratory strategies (see Section 3.2) <sup>c</sup> The extended or core moulting area (see Section 2.3)	

**Table 2.** Periodicity of at-sea activity during the inter-breeding period of MacGillivray’s prions from Saint Paul Island in 2018. p-values stand for the statistical significance of wavelet power coefficients for a 29.5 d periodicity in activity time-series. p is the p-value of the coefficients averaged over the entire time-series. ‘Start’ and ‘End’ define the period characterized by a significant synchronization between seabird activity and lunar cycles ( $p < 0.05$ ; see Sections 2.4 and 3.4 for details). Dates are given as d/mo/yr.

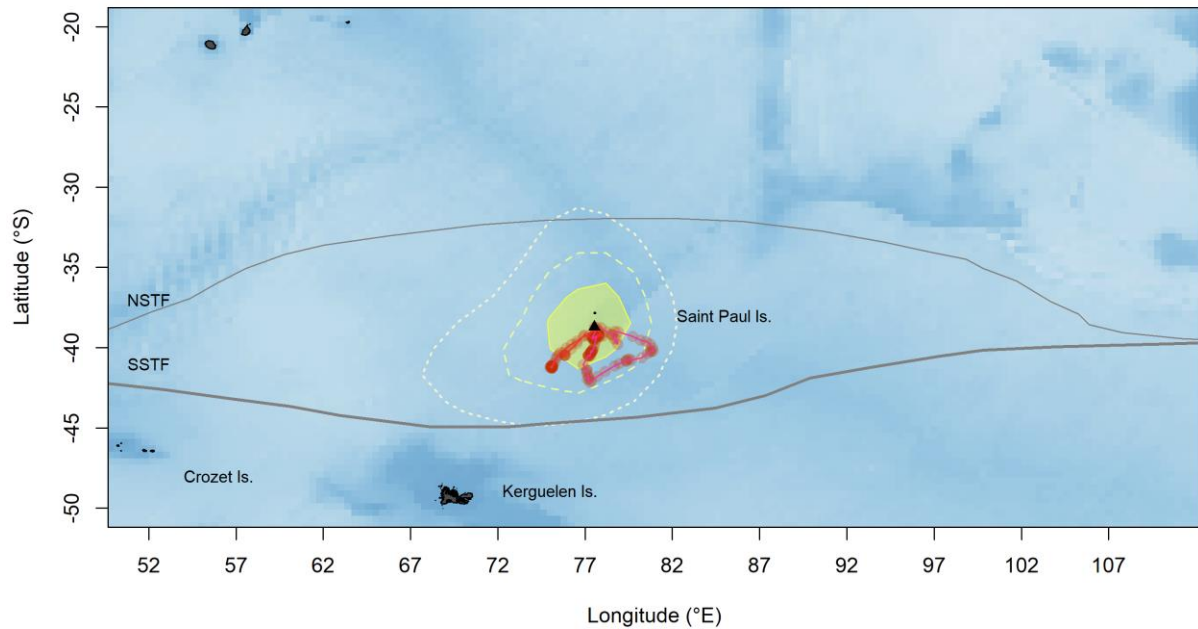
Bird ID	Daytime			Nighttime		
	p	Start	End	p	Start	End
BH747	0.435			0.995		
BH754	0.943			0.976		
BH764	0.681			0.959		
BH756	0.989			<b>0.040</b>	05/06/18	30/07/18
BH757	<b>&lt;0.001</b>	05/06/18	19/08/18	<b>0.016</b>	20/04/18	10/05/18
BH758	<b>0.003</b>	14/06/18	05/09/18	<b>0.063</b>	26/06/18	20/07/18

**Table 3.** Tissue  $\delta^{13}\text{C}$  and  $\delta^{15}\text{N}$  values (means  $\pm$  SD, with ranges in parentheses) of chicks and of incubating adult MacGillivray's prions from Saint Paul Island and of incubating Antarctic and slender-billed prions from the Kerguelen Islands. All adult birds were sampled after removal of miniaturized saltwater immersion geolocators (for Kerguelen birds, see Quillfeldt et al. 2020). Blood values for chicks are feather values that were blood-corrected according to Cherel et al. (2014b). For feathers, n refers to the number of feathers and the number in parentheses to that of birds.

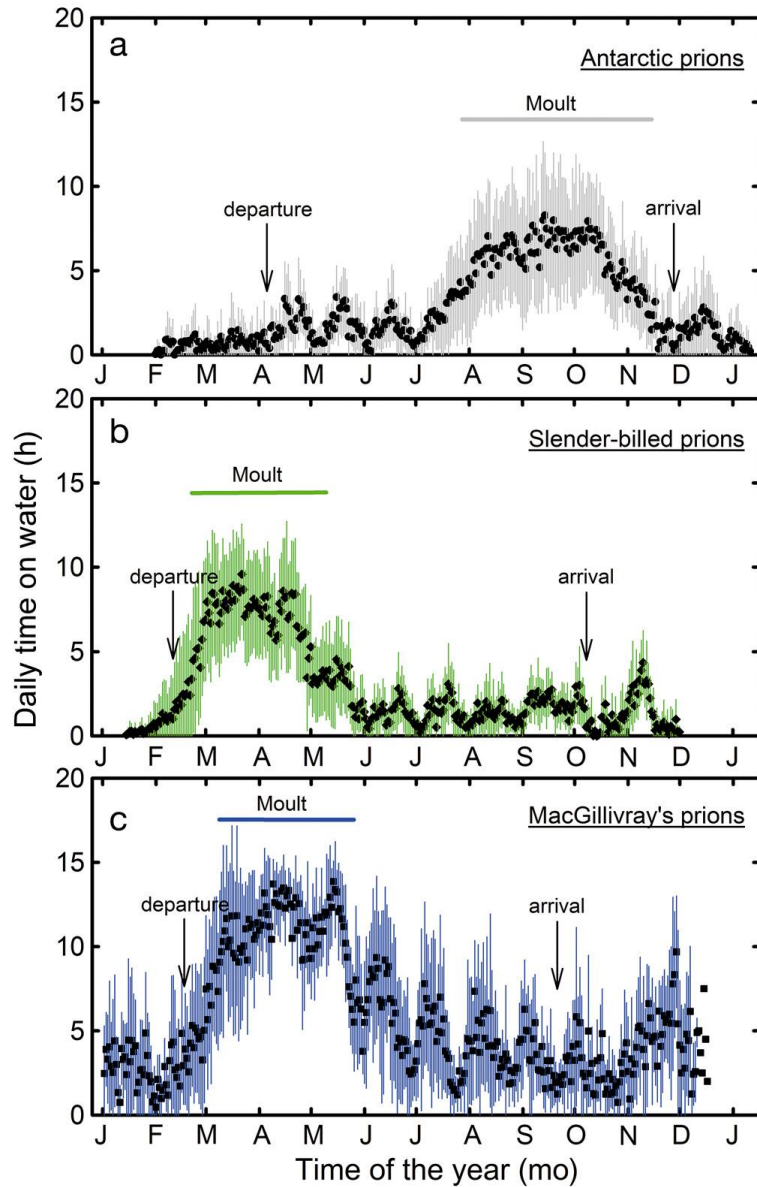
Tissues and species	Location	Age	n	Tissue $\delta^{13}\text{C}$ (‰)	Tissue $\delta^{15}\text{N}$ (‰)	Reference
<b>Blood cells/whole blood</b>						
MacGillivray's	Saint Paul	Chicks	12	$-18.8 \pm 0.2$ (-19.4 to -18.5)	$13.3 \pm 0.3$ (12.5 to 13.7)	This study
	Saint Paul	Adults	23	$-20.6 \pm 0.2$ (-21.0 to -20.2)	$7.1 \pm 0.4$ (6.4 to 7.8)	This study
Antarctic	Kerguelen	Adults	11	$-23.4 \pm 1.4$ (-24.9 to -19.9)	$8.2 \pm 0.3$ (7.9 to 8.8)	Quillfeldt et al. (2020)
Slender-billed	Kerguelen	Adults	23	$-23.3 \pm 1.2$ (-24.6 to -19.6)	$8.9 \pm 0.3$ (8.4 to 9.5)	Quillfeldt et al. (2020)
<b>Body feathers</b>						
MacGillivray's	Saint Paul	Chicks	12 (12)	$-17.4 \pm 0.2$ (-17.9 to -17.0)	$13.9 \pm 0.3$ (13.1 to 14.4)	This study
	Saint Paul	Adults	92 (23)	$-18.7 \pm 1.0$ (-20.2 to -17.0)	$10.4 \pm 2.8$ (4.9 to 16.0)	This study
<b>Primaries</b>						
MacGillivray's	Saint Paul	Chick	11 (1)	$-17.5 \pm 0.2$ (-17.7 to -16.9)	$14.2 \pm 0.2$ (13.9 to 14.4)	This study
	Saint Paul	Adults	55 (5)	$-17.3 \pm 0.6$ (-18.3 to -16.2)	$13.2 \pm 1.7$ (10.2 to 16.9)	This study



**Figure 1.** Kernel densities or utilization distribution contours of adult MacGillivray's prions breeding on Saint Paul Island (black triangle) (a) during the entire inter-breeding period (50% utilization distribution; dashed lines, colours indicate each individual;  $n = 7$  individuals), and (b) during the moult of flight feathers ( $n = 6$ ). Darker and lighter green tone areas show the 75 and 90% location densities of the core moult area (i.e. according to the 75% on-water moult activity criterion), respectively, while the contours (blue lines) show the 90% location densities of the extended moult area calculated using the 50% on-water moult activity criterion. Oceanographic frontal structures are shown: the South Subtropical Front (SSTF, dark grey line) and Polar Front (PF, grey line) (Belkin & Gordon 1996, Sokolov & Rintoul 2009).

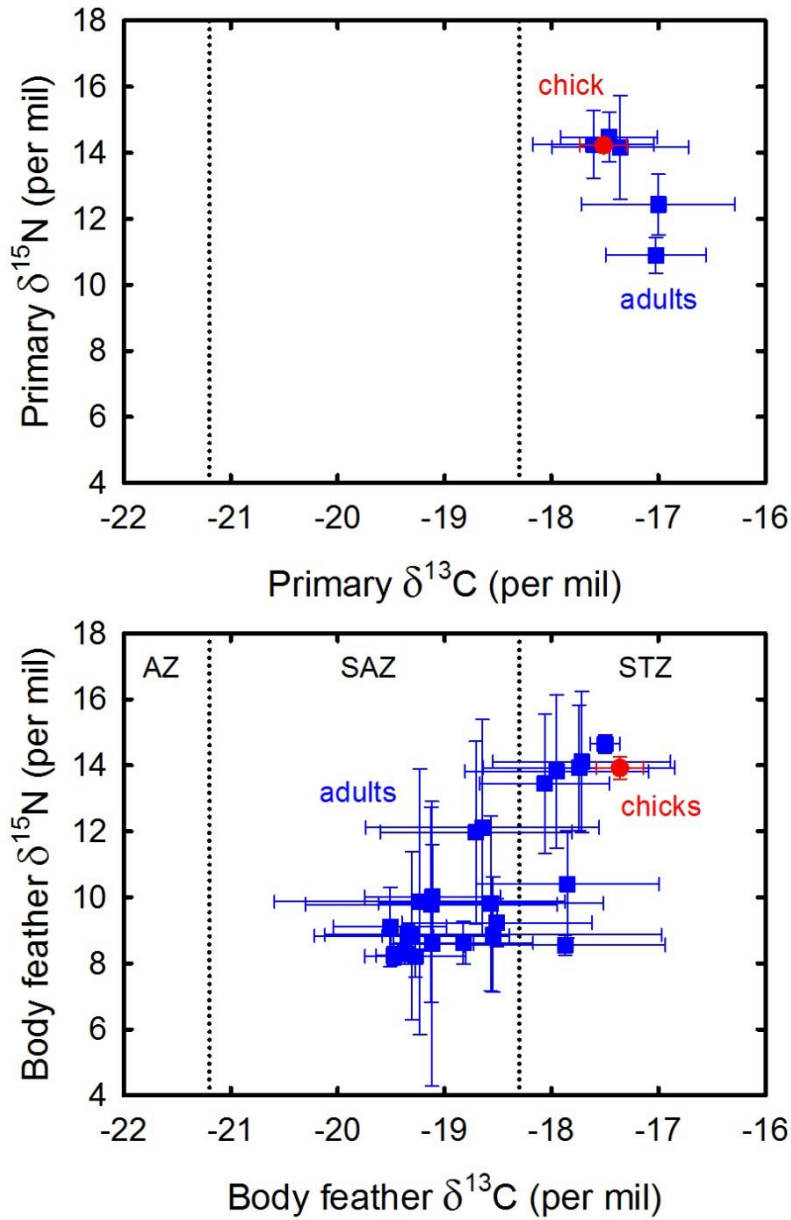


**Figure 2.** Kernel densities or utilization distribution contours (25, 50, 75% utilization distributions; yellow solid, dashed and dotted lines, respectively) calculated from GLS loggers ( $n = 7$ ) and locations obtained from GPS ( $n = 2$ ; red) during the breeding period of adult MacGillivray's prions breeding on Saint Paul Island (black triangle). Raw GPS data are illustrated as locations (red circles) and trajectories (red lines). Bathymetry shown in blue; darker shades indicate shallower waters. Oceanographic frontal structures are shown: the North Subtropical Front (NSTF; dark grey line) and South Subtropical Front (SSTF; grey line) (Belkin & Gordon 1996, Sokolov & Rintoul 2009).

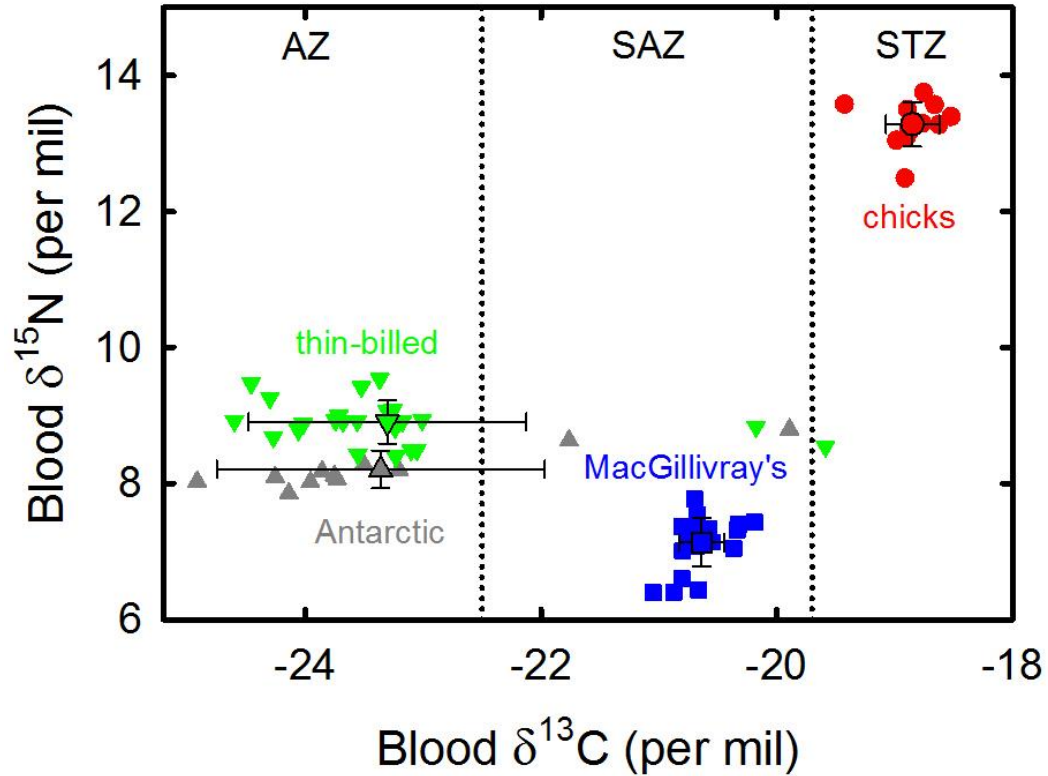


**Figure 3.** Daily activity pattern (daily time spent sitting on water used as a proxy) calculated from GLS loggers for adult MacGillivray's prions: (a) Antarctic (source: Cherel et al. 2016), (b) slender-billed (source: Cherel et al. 2016) and (c) MacGillivray's prions over the annual cycle. Months refer to the species-specific inter-breeding period. Birds were equipped with miniaturized saltwater immersion geolocators. Values are means  $\pm$  SD.

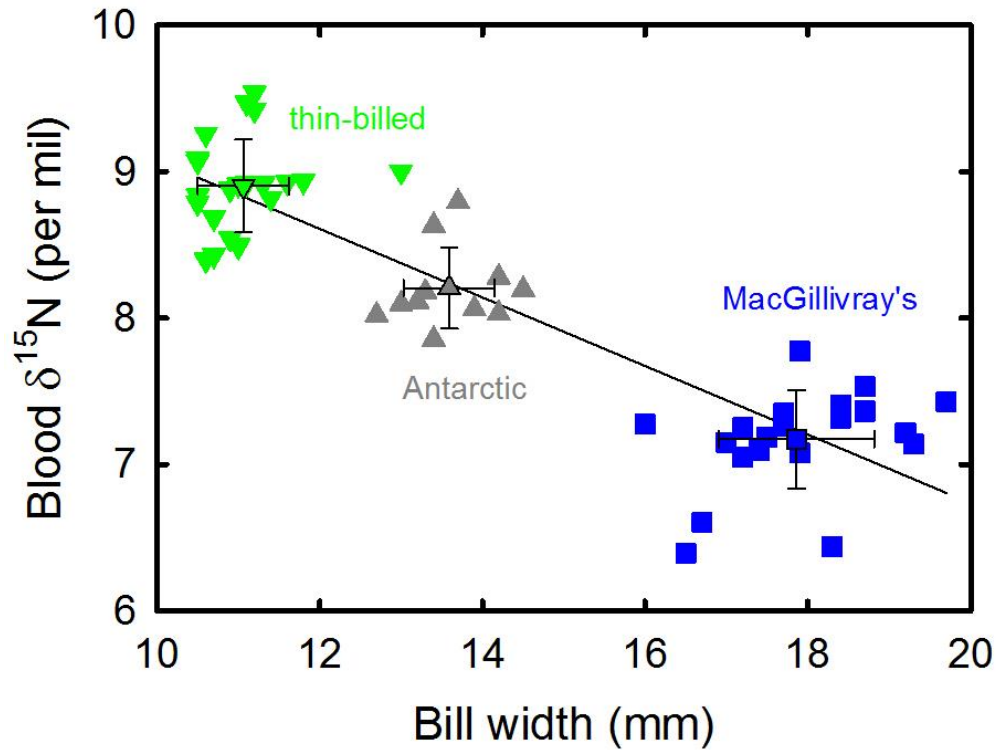




**Figure 4.** Feather  $\delta^{13}\text{C}$  and  $\delta^{15}\text{N}$  values of MacGillivray’s prion chicks (red) and adults (blue). (a) Primary feather isotopic values of 1 chick and 5 adults. Values are means  $\pm$  SD of 11 primary samples (2 for the tenth primary [P10], see Section 2.5). (b) Body feather isotopic values of chicks and adults that were equipped with miniaturized saltwater Immersion geolocators. Values are means  $\pm$  SD of a single feather for 12 chicks and of 4 feathers per adult bird ( $n = 23$ ). Vertical dotted lines indicate the feather estimated  $\delta^{13}\text{C}$  location of the Polar Front and Subtropical Front, respectively (Jaeger et al. 2010). AZ: Antarctic Zone; SAZ: sub-Antarctic Zone; STZ: Subtropical Zone.



**Figure 5.** Blood  $\delta^{13}\text{C}$  and  $\delta^{15}\text{N}$  values of chicks ( $n = 12$ , red) and of incubating adults ( $n = 23$ , blue) of MacGillivray's prion, and of incubating adults of thin-billed ( $n = 23$ , green) and Antarctic ( $n = 11$ , grey) prions from Kerguelen Islands. All the adult birds were sampled after removal of miniaturized saltwater immersion geolocators (for Kerguelen birds, see (Quillfeldt et al. 2020)). Isotopic values of chicks are feather values that were blood corrected according to (Cherel et al. 2014b). Values are means  $\pm$  SD. Lower and upper control lines refer to the blood estimated  $\delta^{13}\text{C}$  location of the Polar Front and Subtropical Front, respectively (Cherel and Hobson 2007; Jaeger et al. 2010). Abbreviations: AZ, Antarctic Zone; SAZ, Subantarctic Zone; STZ, Subtropical Zone.



**Figure 6.** Relationship between blood  $\delta^{15}\text{N}$  value and bill width for prions. All the incubating birds were sampled after removal of miniaturized saltwater immersion geolocators (for Antarctic and thin-billed prions from Kerguelen Islands, see (Quillfeldt et al. 2020)). Values include both individual values and means  $\pm$  SD. Regression line:  $y = -0.234x + 11.420$  ( $n = 55$ ,  $r^2 = 0.78$ ,  $F_{1,53} = 184.4$ ,  $p < 0.001$ ).

## Supplementary material

**Table S1.** Detailed list of the analyses performed on the activity data (proportion of time spent wet) for MacGillivray's prions during the inter-breeding period (Generalized Linear Mixed Models, beta binomial with a random factor 'individual').

Study variable: daily proportion of time spent wet	Model selection	AIC	$\Delta$ AIC	Sample size
During daytime	~ sex + month + sex:month	<b>-1746.0</b>	<b>0</b>	1249
	~ sex + month	-1649.9	-96.1	1249
	~ sex	-1260.6	-485,4	1249
	~ month	-1651.8	-94,2	1249
During darkness	~ sex + month + sex:month	<b>-2086.6</b>	<b>0</b>	1249
	~ sex + month	-1969.3	-117.3	1249
	~ sex	-1569.2	-517.4	1249
	~ month	-1970.6	-116.0	1249

**Table S2.** Fixed-effect parameters of generalized linear mixed model of the variation in the activity pattern (daily proportion of time spent wet during daytime) for MacGillivray's prions during the inter-breeding period. Variables selected in the best model (see Table S1). Reference value are female (sexfemale) and the proportion of time spent wet during February (month2).

	Value	SE	z-test	P
<b>(Intercept)</b>	-1.321	0.12	10.67	<b>0.000</b>
<b>sexmale</b>	-1.064	0.38	-2.79	<b>0.005</b>
<b>Month3</b>	0.940	0.10	9.51	<b>0.000</b>
<b>Month4</b>	0.975	0.01	9.80	<b>0.000</b>
<b>Month5</b>	0.802	0.10	8.06	<b>0.000</b>
Month6	0.139	0.10	1.35	0.176
Month7	-0.133	0.10	-1.29	0.198
Month8	0.012	0.10	0.12	0.905
Month9	-0.084	0.11	-0.74	0.457
sexmale :Month3	0.202	0.36	0.56	0.578
<b>sexmale :Month4</b>	0.869	0.36	2.42	<b>0.016</b>
<b>sexmale :Month5</b>	1.133	0.36	3.15	<b>0.002</b>
<b>sexmale :Month6</b>	1.552	0.36	4.30	<b>0.000</b>
<b>sexmale :Month7</b>	1.320	0.36	3.64	<b>0.000</b>
<b>sexmale :Month8</b>	1.024	0.36	2.82	<b>0.005</b>
<b>sexmale :Month9</b>	1.098	0.38	2.89	<b>0.004</b>

**Table S3.** Fixed-effect parameters of generalized linear mixed model of the variation in the activity pattern (daily proportion of time spent wet during darkness) for MacGillivray’s prions during the inter-breeding period. Variables selected in the best model (see Table S1). Reference values are female (sexfemale) and proportion of time spent wet during February (month2)

	Value	SE	z-test	P
<b>(Intercept)</b>	-1.384	0.18	-7.56	<b>0.000</b>
<b>sexmale</b>	0.261	0.39	0.68	<b>0.005</b>
<b>Month3</b>	0.907	0.10	9.11	<b>0.000</b>
<b>Month4</b>	0.950	0.10	9.47	<b>0.000</b>
<b>Month5</b>	0.611	0.10	6.11	<b>0.000</b>
Month6	-0.021	0.10	-0.20	0.176
Month7	-0.378	0.11	-3.58	0.198
Month8	-0.420	0.11	-3.89	0.905
Month9	-0.330	0.12	-2.87	0.457
sexmale :Month3	-0.628	0.28	-2.23	0.578
<b>sexmale :Month4</b>	-0.417	0.281	-1.49	<b>0.016</b>
<b>sexmale :Month5</b>	-0.238	0.28	-0.85	<b>0.002</b>
<b>sexmale :Month6</b>	0.262	0.28	0.93	<b>0.000</b>
<b>sexmale :Month7</b>	0.468	0.28	1.66	<b>0.000</b>
<b>sexmale :Month8</b>	0.634	0.28	2.24	<b>0.005</b>
<b>sexmale :Month9</b>	0.241	0.30	0.80	<b>0.004</b>

**Table S4.** At-sea activity (mean  $\pm$  SD) during the inter-breeding and moulting periods of MacGillivray's prions from Saint Paul Island in 2018.

---

Parameter - Daily time spent on water

---

**Inter-breeding period**

Daytime (%) 29.68  $\pm$  13.8

Darkness (%) 27.14  $\pm$  13.1

**Moulting period**

Daytime (%) 32.04  $\pm$  13.3

Darkness (%) 30.23  $\pm$  11.3

**Non-Moulting period**

Daytime (%) 19.31  $\pm$  10.9

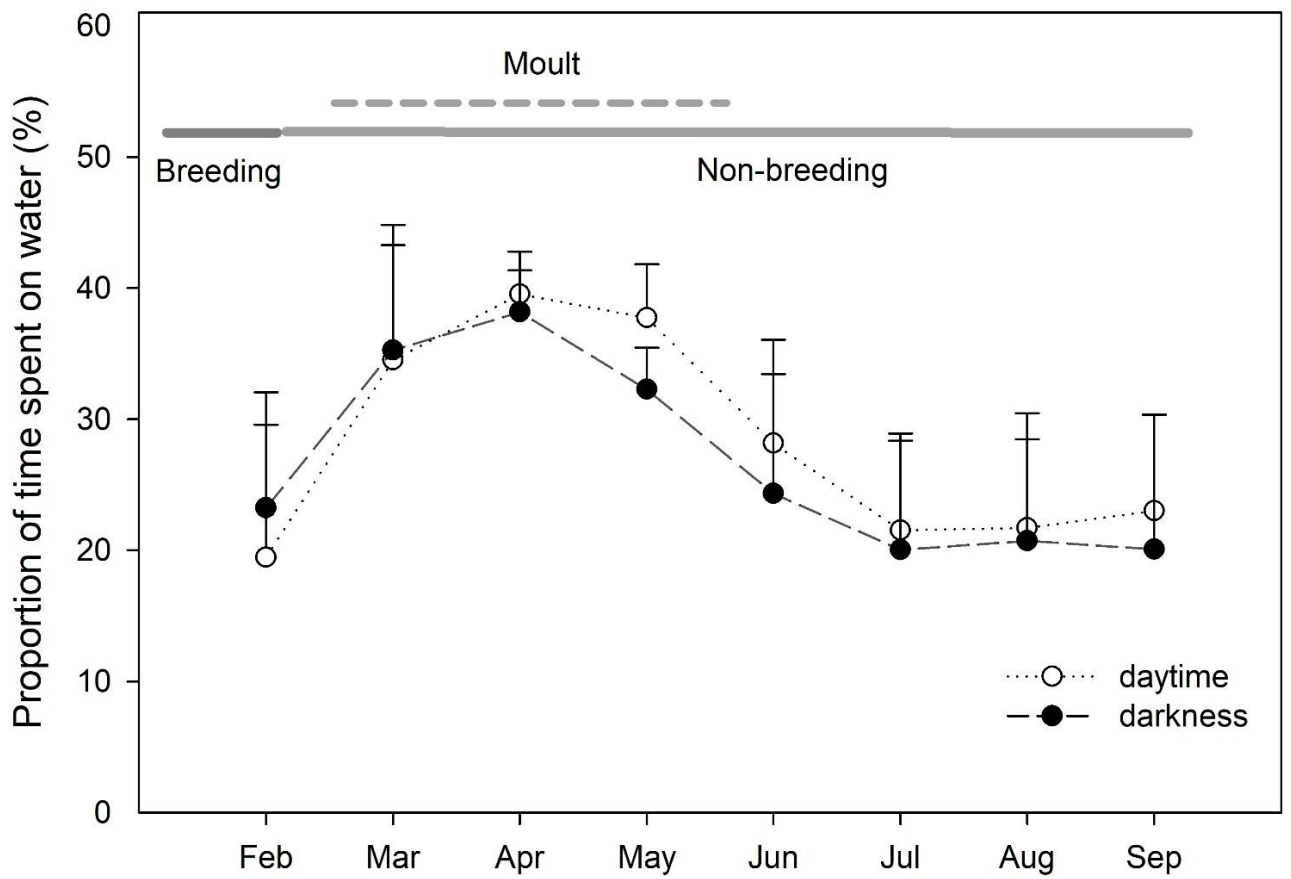
Darkness (%) 13.59  $\pm$  11.8

---

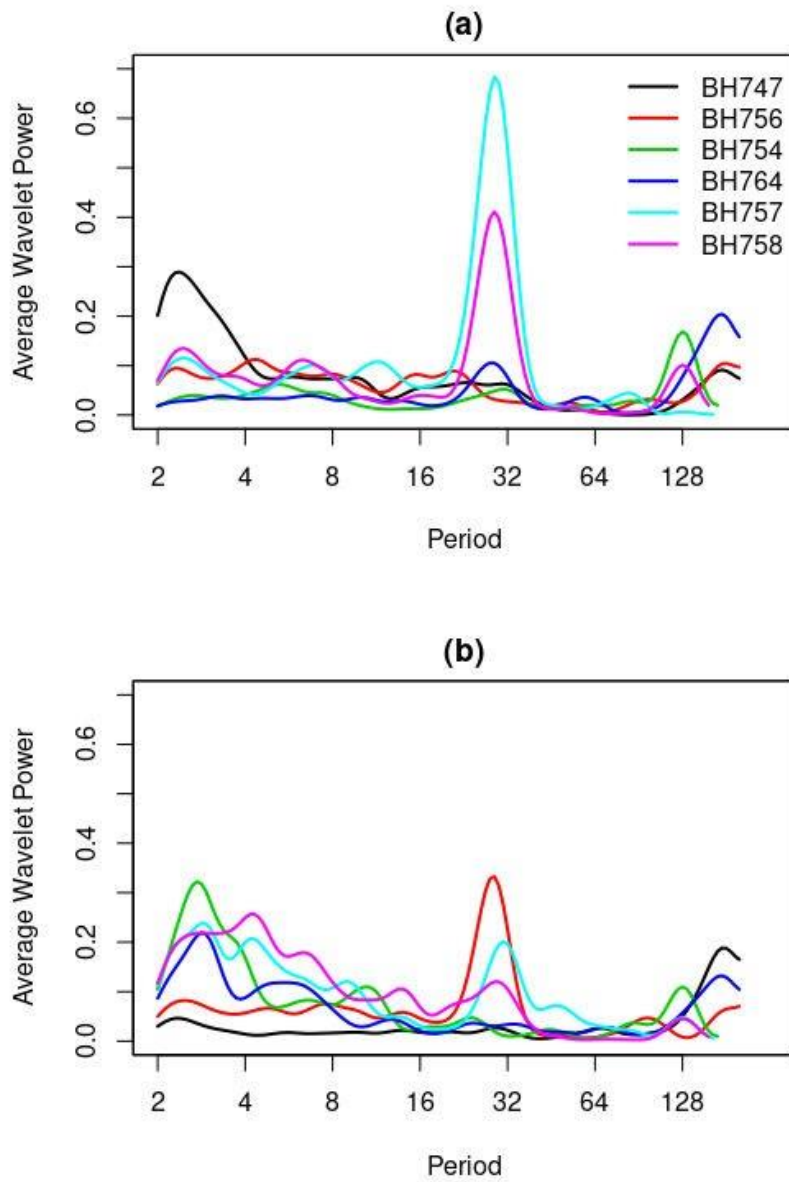
**Table S5.** Moon and at-sea activity (mean  $\pm$  SD proportion of daily time on water) during the inter-breeding period of MacGillivray's prions from Saint Paul Island in 2018.

	Daytime	Darkness
Overall	29.68 $\pm$ 13.81	27.14 $\pm$ 13.08
New moon days	35.02 $\pm$ 12.06	30.43 $\pm$ 11.59
Waxing moon days	30.71 $\pm$ 12.79	27.13 $\pm$ 12.42
Full-moon days	26.30 $\pm$ 14.74	26.61 $\pm$ 14.45
Waning moon days	32.47 $\pm$ 11.69	29.53 $\pm$ 11.94

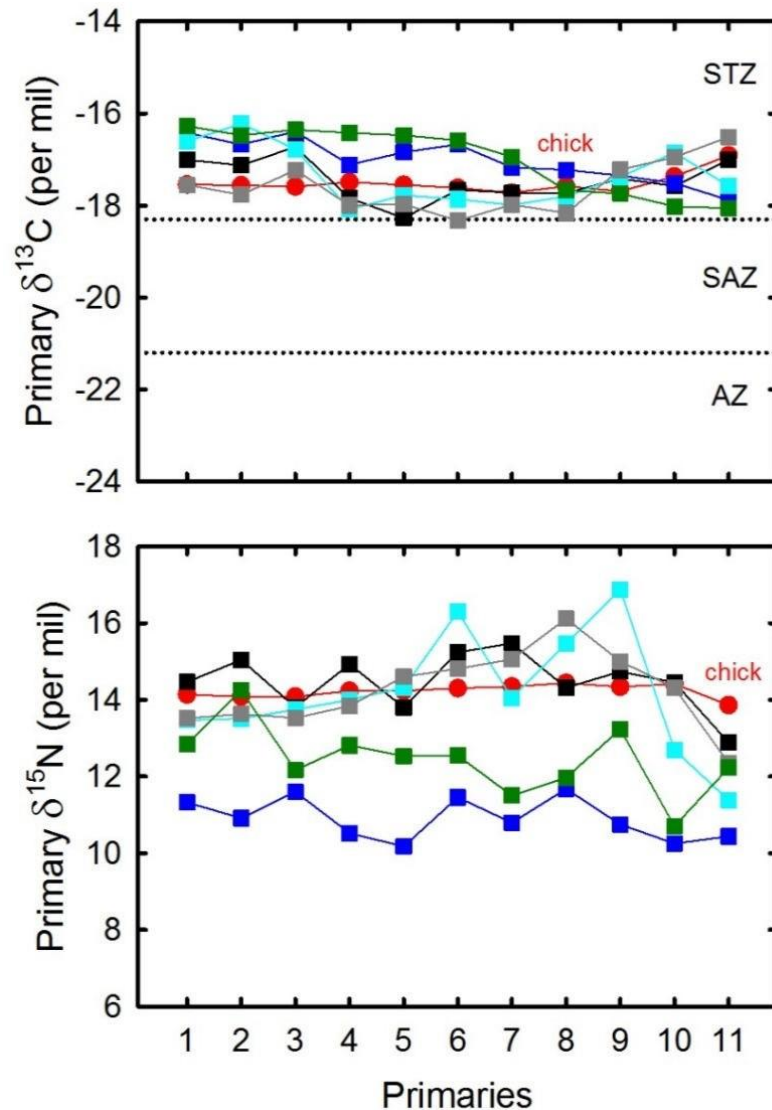




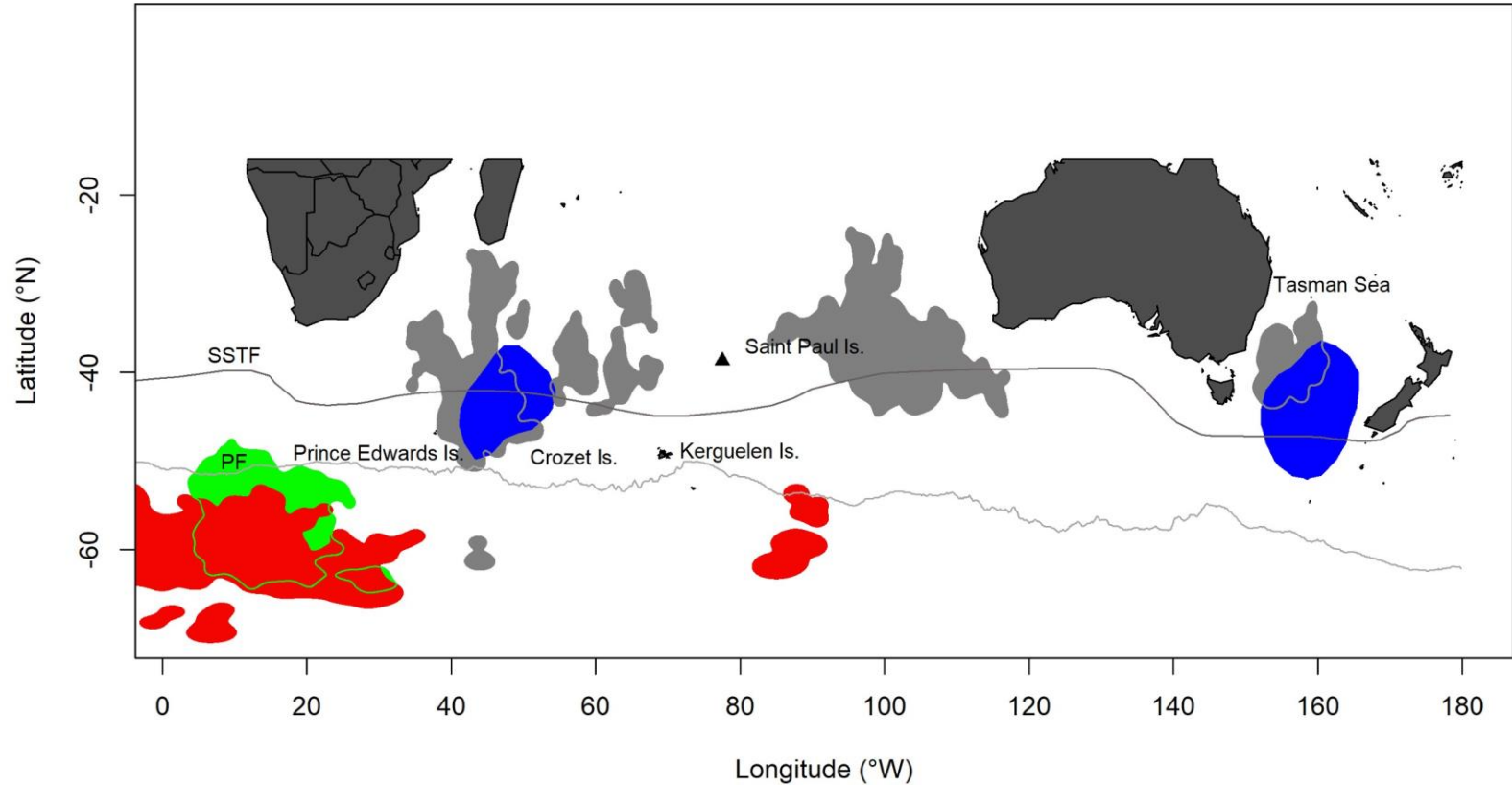
**Figure S1.** Daily activity pattern calculated from GLS for adults of MacGillivray's prion; proportion of time spent on water (wet) during the inter-breeding period. Birds were equipped with miniaturized saltwater immersion geolocators. Values are means  $\pm$  SD.



**Figure S2.** Averaged wavelet power across time of at-sea activity time series computed for all individuals both during daytime (a) and night time (b). The horizontal axis shows the Fourier periods.



**Figure S3.** Primary feather  $\delta^{13}\text{C}$  (upper panel) and  $\delta^{15}\text{N}$  (lower panel) values of one chick (red) and five adults (light and dark blue, green, grey and black) of MacGillivray's prions. Each colour indicates an individual. Feathers were collected from dead birds. Numbering refers to the tip of each of the ten primaries from the innermost (P1) to the outermost (P10) feather; eleven refers to the base of P10 and hence to the very end of primary moult. Lower and upper control lines refer to the feather estimated  $\delta^{13}\text{C}$  location of the Polar Front and Subtropical Front, respectively (Jaeger et al. 2010). Abbreviations: AZ, Antarctic Zone; SAZ, sub-Antarctic Zone; STZ, Subtropical Zone.



**Figure S4.** Density contours resulting from kernel estimation of geolocation data of MacGillivray's (this study, blue), Antarctic (grey) and slender-billed prions (green), and blue petrels (red) during moult of flight feathers (Cherel et al. 2016). Contours show the 75% location densities of the core moult area (i.e., according to the 75% on water moult activity criterion calculated using the 50% on water moult activity criterion). Oceanographic frontal structures shown are: the South Subtropical Front (dark grey line) and Polar Front (grey line) (Belkin and Gordon 1996; Sokolov and Rintoul 2009).