



Effect of the initial conditions on the performance of a non-harmonically driven bistable Vibration Energy Harvester

Aya Benhemou, Thomas Huguet, David Gibus, Camille Saint-Martin, Emile Roux, Ludovic Charleux, Adrien Badel

► To cite this version:

Aya Benhemou, Thomas Huguet, David Gibus, Camille Saint-Martin, Emile Roux, et al.. Effect of the initial conditions on the performance of a non-harmonically driven bistable Vibration Energy Harvester. Journées nationales sur la récupération et le stockage d'énergie (JNRSE), Jun 2021, Grenoble - visio, France. hal-03790546

HAL Id: hal-03790546

<https://hal.science/hal-03790546>

Submitted on 28 Sep 2022

HAL is a multi-disciplinary open access archive for the deposit and dissemination of scientific research documents, whether they are published or not. The documents may come from teaching and research institutions in France or abroad, or from public or private research centers.

L'archive ouverte pluridisciplinaire **HAL**, est destinée au dépôt et à la diffusion de documents scientifiques de niveau recherche, publiés ou non, émanant des établissements d'enseignement et de recherche français ou étrangers, des laboratoires publics ou privés.

Effect of the initial conditions on the performance of a non-harmonically driven bistable Vibration Energy Harvester

Aya BENHEMOU ^{1,*}, Thomas HUGUET ², David GIBUS ¹, Camille SAINT-MARTIN ¹, Emile ROUX ¹, Ludovic CHARLEUX ¹, Adrien BADEL ¹

¹ SYMME, Univ. Savoie Mont-Blanc, F-74000, Annecy, France

² LAPLACE, Université de Toulouse, CNRS, INPT, UPS, F-31071 Toulouse, France

*aya.benhemou@univ-smb.fr

Abstract—This paper presents a study of the behavior of a bistable Vibration Energy Harvester (VEH) subjected to non-harmonic vibrations, for different initial conditions. We show that bistable VEHs are very sensitive to initial conditions even for realistic mechanical vibrations and that they can drastically impact their performance.

I. INTRODUCTION

The response adopted by the bistable energy harvester depends on its initial conditions (initial position and speed of the mass). This dependence has already been studied in literature. For example, criterions were put in place to describe the sensitivity of the snap-through response to perturbations equivalent to changes of initial conditions [1]. This dependence is also studied with attraction basins, which depict the steady-state behavior of the bistable energy harvester as a function of its initial conditions, as proposed by Udani et al. Moreover, an analytical approach was proposed to predict the transient responses for a harmonically forced Duffing oscillator [2] and characterizations of the stability of the snap-through response for a bistable structure subjected to a Gaussian white noise using an analytical criterion have been made [3]. However, for real signals, there is seldom information in the energy harvesting community about the effect of the initial conditions on the response of a bistable structure; the purpose of this paper is to determine the sensitivity of bistable energy harvesters to its initial conditions for real vibration excitation. The excitation studied in this article is railway vibrations.

II. BISTABLE VEH MODELING AND EXCITATION SIGNAL

A representation of the design of the bistable VEH as well as a picture of an existing prototype is represented in Figure 1. The mass's movements trigger the stress on the Amplified Piezoelectric Actuator (APA), generating voltage.

The behavior of the bistable VEH follows the model described by equation 1, provided $x_0 \ll L$.

It is, in brief, a forced and damped Duffing-type mechanical oscillator equation coupled with a piezoelectric element and a resistance as defined by (Liu et al. 2013).

$$\begin{cases} M\ddot{x} = M\ddot{x} - K\frac{x_0^2}{L^2}x + \frac{K}{L^2}x^3 + D\dot{x} + \frac{2\alpha}{L}xv \\ \frac{v}{R} = \frac{2\alpha}{L}x\dot{x} - C_P\dot{v} \end{cases} \quad (1)$$

The structural parameters of the bistable VEH that appear in equation 1 are defined in table 1.

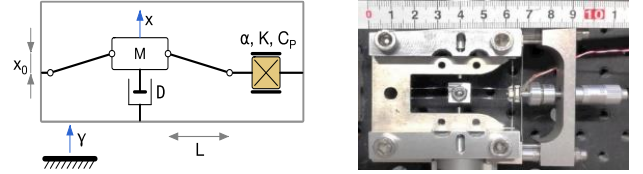


Figure 1 A representation of the bistable VEH's design (left) and a picture of a bistable VEH prototype (right).

TABLE 1. THE STRUCTURAL PARAMETERS OF A BISTABLE AND MONOSTABLE VEH

Parameter	Symbol	Value for the bistable VEH	Value for the monostable VEH
Stable equilibrium positions	$\pm x_0$	0.26 mm	3 mm
Mass-frame distance	L	17 mm	17 mm
Inertial mass	M	29 g	29 g
Structure stiffness	K	0,342 N/ μ m	0,342 N/ μ m
Damping coefficient	D	0.026 N/m/s	0.026 N/m/s
Piezoelectric force factor	α	0.096 N/V	0.096 N/V
Piezoelectric clamped capacitance	C_P	1,55 μ F	1,55 μ F
Load resistance	R	6.41 k Ω	0.54 k Ω

In the following study, the generators' performances are investigated for a reference recording, representative of the real accelerations the generator can be subjected to. Figure 2 represents the Power Spectral Density (PSD) of the reference recording.

The APA's stiffness K , the piezoelectric clamped capacitance C_P and force factor α are determined by the choice of *Cedrat technology's* amplified piezoelectric actuator APA120S. The product was chosen because it showed satisfying performances for its size [5].

The mass-frame distance L and inertial mass M are fixed to 17 mm and 29 g to stay within the fixed volume requirement of 50 cm^3 .

The value of the load resistance is set to match the modulus of the output impedance of the harvester:

$$R = \frac{1}{C_P\omega_0} \quad (2)$$

ω_0 being the resonance frequency of the harvester. (see equation 3)

$$\omega_0 = \frac{x_0}{L} \sqrt{\frac{4 \cdot K}{M}} \quad (3)$$

As for the damping coefficient D , its value is difficult to predict analytically. An empirical value of 0,026 is used for this performance evaluation, based on [5].

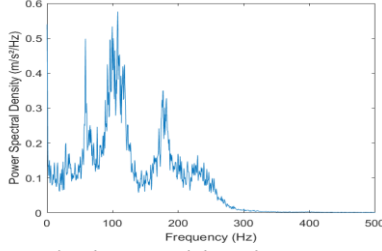


Figure 2. The PSD of the reference recordings

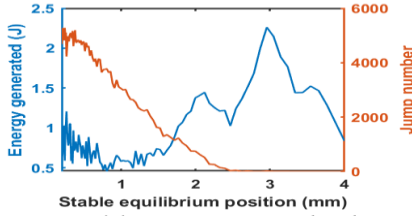


Figure 3 Variation of the energy generated and jump number for different value of the stable equilibrium position

Figure 3 represents the energy variation for the fixed parameters previously mentioned, as well as the jump number, which is the number of snap-through movements that occur.

The optimal bistable VEH is associated with the optimum of energy for values of $x_0 \ll L$. We can observe a local extremum of energy in figure 3 at around 0.2 mm. the value of the stable equilibrium position is then fixed to that value.

For comparison purposes, the monostable generator for the same fixed inertial mass M , the same APA and the same Mass frame distance L is considered. The optimum on the right around 3 mm in figure 3 is the optimal monostable generator chosen. In this case, the architecture is still the one of a bistable generator, but for this value of x_0 the ambient acceleration is not strong enough to trigger the snap-through response and the generator behaves like a linear one oscillating around x_0 .

The values of the structural parameters for both generators are cited in Table 1.

III. THE INITIAL CONDITIONS' INFLUENCE ON A GENERATOR'S PERFORMANCE FOR A RAILWAYS EXCITATION SIGNAL

In order to assess the performance of the bistable generator, the normalized average power on $T = 4$ seconds (see equation 4) is observed for different initial conditions. The results are obtained through numerical simulations of the previous model and are represented in figure 4.

$$P_{averaged}(ti) = \frac{1}{T} \int_{ti-T/2}^{ti+T/2} \frac{v(t)^2}{R} dt \quad (4)$$

$A_{excitation}(t)$ being the acceleration of the reference excitation. For the optimal monostable VEH, the initial conditions do not influence the variation of the normalized averaged power. Figure 4 shows that for the bistable VEH, the effect of different initial conditions is drastic as the normalized average power has up to $10 \mu W/m^2/s^4$ of variation when changing the initial conditions.

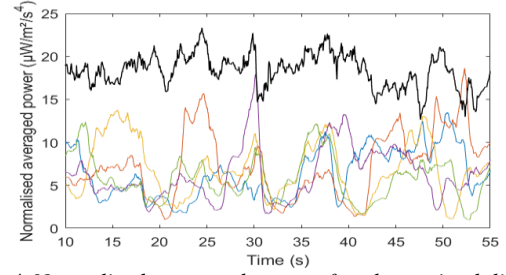


Figure 4 Normalized averaged power for the optimal linear VEH (black) and the optimal bistable VEH for different initial conditions (blue, violet, yellow, green, orange)

Even if the performances obtained with the monostable generator are superior to those obtained with the bistable generator, it should be remembered that the behavior of the bistable generator being wider band, it is foreseeable that it adapts better to the variations of the ambient vibrations between different recordings. The performance of the bistable and monostable VEH for numerous recordings is to be made in order to determine that.

IV. CONCLUSIONS AND PERSPECTIVES

An optimal bistable VEH was determined for a real mechanical vibration corresponding to railway environment. Its performance was then compared to that of a monostable optimal generator with the same dynamic mass and the effect of different initial conditions was observed on the behavior of the bistable generator.

The results show significant change in power levels for different initial conditions for a real mechanical excitation, in the case of the bistable VEH.

Although the monostable generator shows a better performance on this particular recording, the effect of the initial conditions in the case of the bistable VEH suggest that the use of techniques such as orbit jumps strategy could improve performances in the case of real mechanical vibrations.

ACKNOWLEDGMENT

This project has received funding from the European Union's Horizon 2020 research and innovation program under grant agreement No 862289.

REFERENCES

- [1] T. Huguet, A. Badel, O. Druet, et M. Lallart, « Drastic bandwidth enhancement of bistable energy harvesters: Study of subharmonic behaviors and their stability robustness », *Appl. Energy*, vol. 226, p. 607-617, sept. 2018, doi: 10.1016/j.apenergy.2018.06.011.
- [2] R. J. Monroe et S. W. Shaw, « On the transient response of forced nonlinear oscillators », *Nonlinear Dyn.*, vol. 67, n° 4, p. 2609-2619, mars 2012, doi: 10.1007/s11071-011-0174-4.
- [3] R. L. Harne et Q. Dai, « Characterizing the robustness and susceptibility of steady-state dynamics in post-buckled structures to stochastic perturbations », *J. Sound Vib.*, vol. 395, p. 258-271, mai 2017, doi: 10.1016/j.jsv.2017.02.006.
- [4] W. Q. Liu, A. Badel, F. Formosa, Y. P. Wu, et A. Agbossou, « Novel piezoelectric bistable oscillator architecture for wideband vibration energy harvesting », *Smart Mater. Struct.*, vol. 22, n° 3, p. 035013, mars 2013, doi: 10.1088/0964-1726/22/3/035013.
- [5] T. Huguet, « Vers une meilleure exploitation des dispositifs de récupération d'énergie vibratoire bistables : Analyse et utilisation de comportements originaux pour améliorer la bande passante », p. 180.