



**HAL**  
open science

## Weighted Aggregated Sum Product Assessment

Shahryar Sorooshian, Noor Azlinna Azizan, Nader Ale Ebrahim

► **To cite this version:**

Shahryar Sorooshian, Noor Azlinna Azizan, Nader Ale Ebrahim. Weighted Aggregated Sum Product Assessment. *Mathematical Modelling of Engineering Problems*, 2022, 9 (4), pp.873 - 878. <10.18280/mmep.090403>. <hal-03787578>

**HAL Id: hal-03787578**

**<https://hal.science/hal-03787578v1>**

Submitted on 25 Sep 2022

HAL is a multi-disciplinary open access archive for the deposit and dissemination of scientific research documents, whether they are published or not. The documents may come from teaching and research institutions in France or abroad, or from public or private research centers.

L'archive ouverte pluridisciplinaire HAL, est destinée au dépôt et à la diffusion de documents scientifiques de niveau recherche, publiés ou non, émanant des établissements d'enseignement et de recherche français ou étrangers, des laboratoires publics ou privés.



Distributed under a Creative Commons CC BY-NC-ND 4.0 - Attribution - Non-commercial use - No Derivative Works - International License

# Weighted Aggregated Sum Product Assessment

Shahryar Sorooshian<sup>1,2,3\*</sup>, Noor Azlinna Azizan<sup>4</sup>, [Nader Ale Ebrahim](#)<sup>5,6</sup>

<sup>1</sup> Department of Business Administration, University of Gothenburg, 41124 Gothenburg, Sweden

<sup>2</sup> Prime School of Logistics, Saito University College, 46200 Petaling Jaya, Malaysia

<sup>3</sup> Department of Management, Apadana Institute of Higher Education, 7187985443 Shiraz, Iran

<sup>4</sup> College of Business Administration, Prince Sultan University, 11586 Riyadh, Saudi Arabia

<sup>5</sup> RVnIC, Academic Center for Education, Culture and Research (ACECR), 1461968151 Tehran, Iran

<sup>6</sup> Research and Technology Department, Alzahra University, Vanak, 1993893973 Tehran, Iran

\*Corresponding Author Email: [sorooshian@gmail.com](mailto:sorooshian@gmail.com)

## ABSTRACT

Multiple Criteria decision-making (MCDM) approaches are required for complex issue resolution. However, it is debatable whether MCDMs applicability will be able to stay within the analytical possibilities for dealing with divorce issues. As a result, one of the newly introduced MCDMs Weighted aggregated sum product assessment (WASPAS), is chosen for evaluation. Therefore, this study examined 388 documents from archive of the Scopus database. To evaluate the diversity of the technique's application, the data analysis looked at a few bibliometrics measures. So, the publishing hosts and their influence patterns are displayed, the vast majority of the documents were in the fields of engineering and computer science. According to the findings, the WASPAS can deal with variety of problem-solving scenarios. Hence, this work is summed up with the aim of lowering uncertainty among decision-makers and scholars.

### **Keywords:**

*multiple criteria decision-making (MCDM), weighted aggregated sum product assessment (WASPAS), literature analysis*

## 1. INTRODUCTION

Multiple Criteria Decision-Making (MCDM) techniques are widely employed in industry and academia. The Weighted Product Model (WPM) and the Weighted Sum Model (WSM) are two of the most common techniques among all MCDMs [1-6]. However, when WASPAS (weighted aggregated sum product assessment) decision-making technique first was suggested in 2012, it was considered to be among the most compelling alternative MCDM techniques because it combines the Weighted Product Model (WPM) and the Weighted Sum Model (WSM) into a single procedure [5, 7].

The WASPAS technique was offered by Zavadskas et al. [6]; and it in successful subset of the recent generation of MCDMs [5, 6, 8]. It is argued that WASPAS' algorithm is simple, and it is capable of producing more accurate decision outcome than classic WSM and WPM

techniques [5, 7, 9]. WASPAS has received substantial attention from decision makers from all sorts of backgrounds due to the simplicity of the computing process and the accuracy of the outputs, and it is now widely referenced as an excellent decision support tool [5, 7].

Based on previous practices [10-13], WASPAS's utilization necessitates four following steps for analyses of the data:

(1) Creation of a decision matrix,  $X=[x(i,j)]_{mn}$ , where  $n$  is the number of criteria,  $m$  is the number of alternatives, and  $x_{ij}$  is the performance of the  $i$ th alternative in relation to the  $j$ th criterion.

(2) Normalization of all entries in the decision matrix using the following two equations to make the metrics non-dimensional. The formula, where the normalized value of  $x(i,j)$  is  $x'(i,j)$ , for beneficial criteria is  $x'(i,j)=x(i,j)/\text{maximum}_i x(i,j)$  and for non-beneficial criteria it is  $x'(i,j)=\text{minimum}_i x(i,j) /x(i,j)$ .

(3) The first relative significance of the  $i$ th option, in one hand, is analogous to the WSM technique. The  $Q^{(1)}_i=\sum_{j=1}^n X(i,j).W(j)$  formula is used to compute the overall relative significance of the  $i$ th alternative where  $w(j)$  is the relative significance (weight) of the  $j$ th criteria. The second relative significance of the same  $i$ th alternative, in the other hand, is calculated using the WPM approach using the  $Q^{(2)}_i=\prod_{j=1}^n X(i,j)^W(j)$  formula.

(4)  $Q_i=\lambda Q^{(1)}_i+(1-\lambda)Q^{(2)}_i$  is a generalized equation established in WASPAS for calculating the total relative significance of  $i$ th alternative, where  $\lambda$  is the combination parameter in the range of 0 to 1. WASPAS method is transformed into WPM when the value of  $\lambda$  is 0, and WSM method when it is 1.  $\lambda$  is been used to remedy MCDM issues in ranking accuracy.

A case is borrowed to practice the WASPAS MCDM, referencing an application of WASPAS from a reference [14] and simplified here. In a decision, there are 3 criteria (C1 ,C2 and C3), the first two of which is beneficial but the second one is cost-related (not beneficial). C1 and C2 are equal important, 25%, but C3 is more important, 50%. Based on MCDM WASPAS, the decision maker has 5 alternatives from which to choose. Their decision matrix in shown via Table 1, as step 1 of WASPAS. Normalization of all entries in the decision matrix in shown in Table 2, as WASPAS step 2.

Multiplying the relative importance of each criterion leads us to the next step of attribute optimization. For one, the first cell followed by WSM approach gives A1 as  $Q^1_i$

$=\sum_{j=1}^n X(i,j).W(j)=(5/5\times 0.25)+(3/5\times 0.25)+(8000/8500\times 0.50)$ . However WPM approach for A1 gives  $Q^{(2)}_i=\prod_{j=1}^n X(i,j)^W(j)=(5/5^{0.25})\times(3/5^{0.25})\times(8000/8500^{0.50})$ . Finally, the last step in WASPAS, after getting  $Q^{(1)}_i$  and  $Q^{(2)}_i$  for all alternatives, is finding  $Q_i=\lambda Q^{(1)}_i+(1-\lambda)Q^{(2)}_i$  as ,with decided  $\lambda =1/2$  , it became  $(Q^{(1)}_i/2)+(Q^{(2)}_i /2)$  for all alternatives. WASPAS results in choosing the best alternatives as shown in Table 3.

**Table 1.** Decision matrix

	C1 (qualitative weight (1-5))	C2 (qualitative weight (1-5))	C3 (cost \$)
A1	5	3	8500
A2	5	3	8000
A3	5	5	8500
A4	3	4	8000
A5	5	5	8500

**Table 2.** Decision matrix

	C1	C2	C3
A1	5/5	3/5	8000/8500

A2	5/5	3/5	8000/8000
A3	5/5	5/5	8000/8500
A4	3/5	4/5	8000/8000
A5	5/5	5/5	8000/8500

**Table 3.** Ranking of Alternatives

WSM	WPM	WASPAS	Ranking
0.870588	0.853834	0.862211	
0.9	0.880112	0.890056	
0.970588	0.970143	0.970365	Best
0.85	0.832358	0.841179	Worst
0.970588	0.970143	0.970365	Best

WASPAS method has been used in various research projects, however there is no synopsis of its usage yet. This study attempts to fill the literature gap by conducting a WASPAS literature survey.

## 2. METHOD

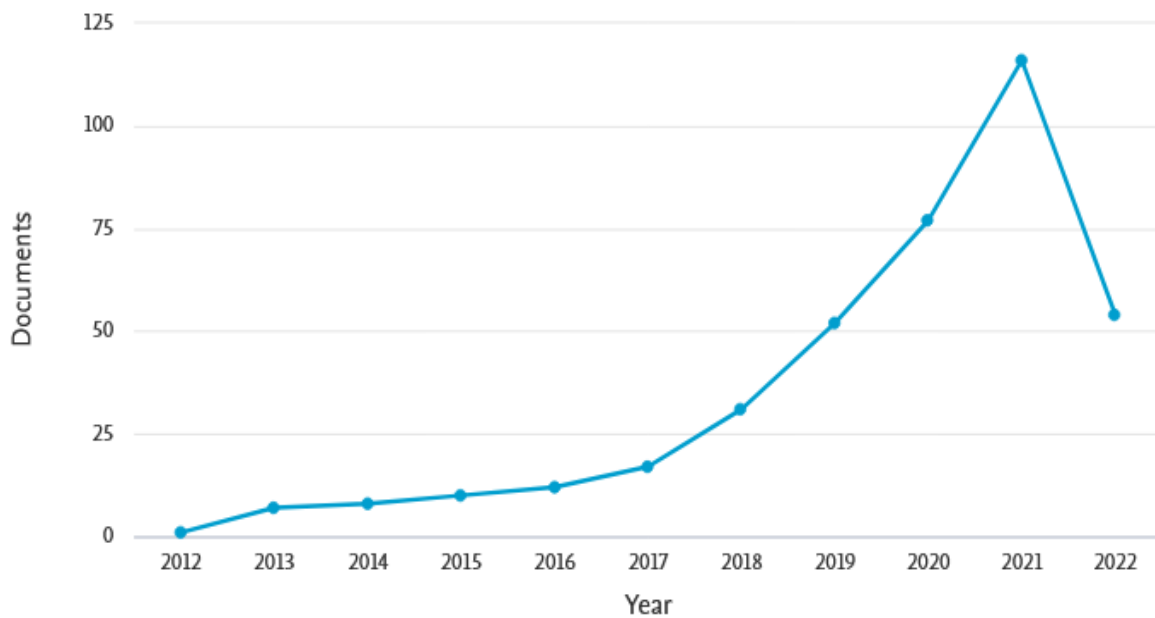
There are two major databases for collecting scholarly publications data, namely Web of Science (WoS) and Scopus [15]. To select the best database for data collection The search formulation of (TITLE-ABS-KEY ("Weighted aggregated sum product assessment") OR TITLE-ABS-KEY ("WASPAS")) was used on 12/4/2022 to search for related terms via titles, abstracts, and keywords. The number of documents retrieved from WoS and SCOPUS databases was 369 and 388 respectively. Therefore, the data used in this study came from the archive of Scopus databases. The data for the last year, 2022, was not complete, because of the search time. Nonetheless, 388 documents, including 326 articles, 48 conference Paper, 8 book chapters, 4 review papers, and 2 conference reviews, were among the results of the data search. Among them, the status of 27 documents was 'Article in Press'.

There were no limitations in the time frame and search fields. However, the first article in the research area was published in the year 2012. All data were exported to a comma-separated value (CSV) file for further analysis. One document was written in Croatian, and non-English. Thus, it together with two conference reviews were taken out, limiting the analysis to 385 documents. Documents were analyzed based on their type, distribution of subject category, output, authorship, country of publication, publication patterns, and distribution of documents with the Scopus [16] analysis platform. Besides, the latest version of VOSviewer [17] software (Version 1.6.18 released in January 2022) was used for detailed bibliometric analysis. VOSviewer was selected as it was solely designed for scientific research, bibliometric maps, and graphical data representation [18]. The VOSviewer software is able to read CSV file which was exported from the Scopus database and analysis them according to some defined analysis like co-authorships networks, and keywords' co-occurrence. Besides, ScienceScape [19] was used as a supplementary online data visualization tool.

## 3. RESULTS

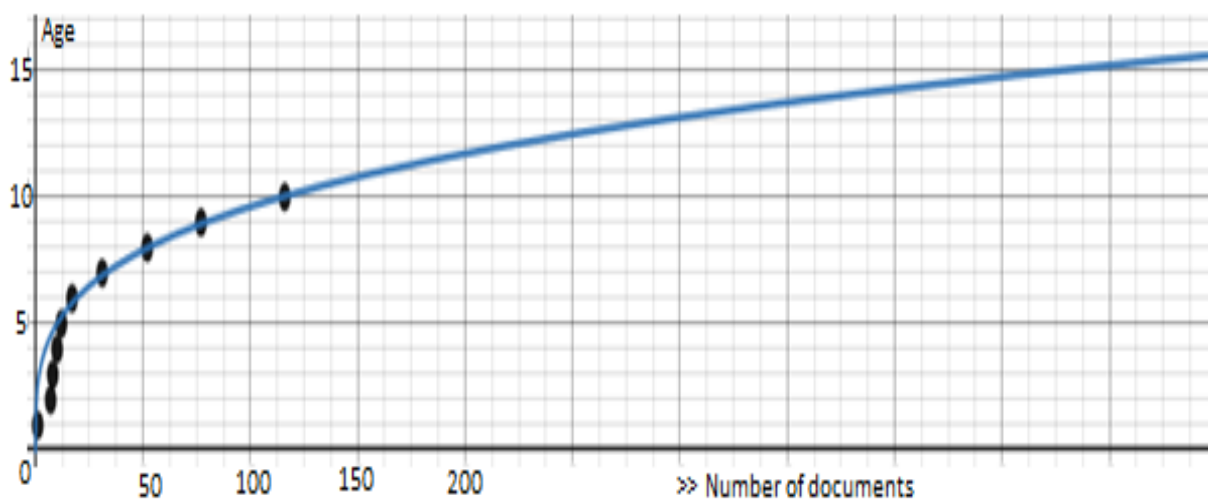
As illustrated in Figure 1, the use of the WASPAS method in scientific documents is steadily expanding year after year, according to Scopus statistics. Among the WASPAS users,

Edmundas Kazimieras Zavadskas from Vilnius Gediminas Technical University, who developed the method, was strongly top author listed based on the archived document number, with 11.4 percent of the documents. His university colleague, Jurgita Antucheviciene, was second listed with 3.9 percent of the documents, and another university colleague, Zenonas Turskis, was next with 3.3 percent of the documents.



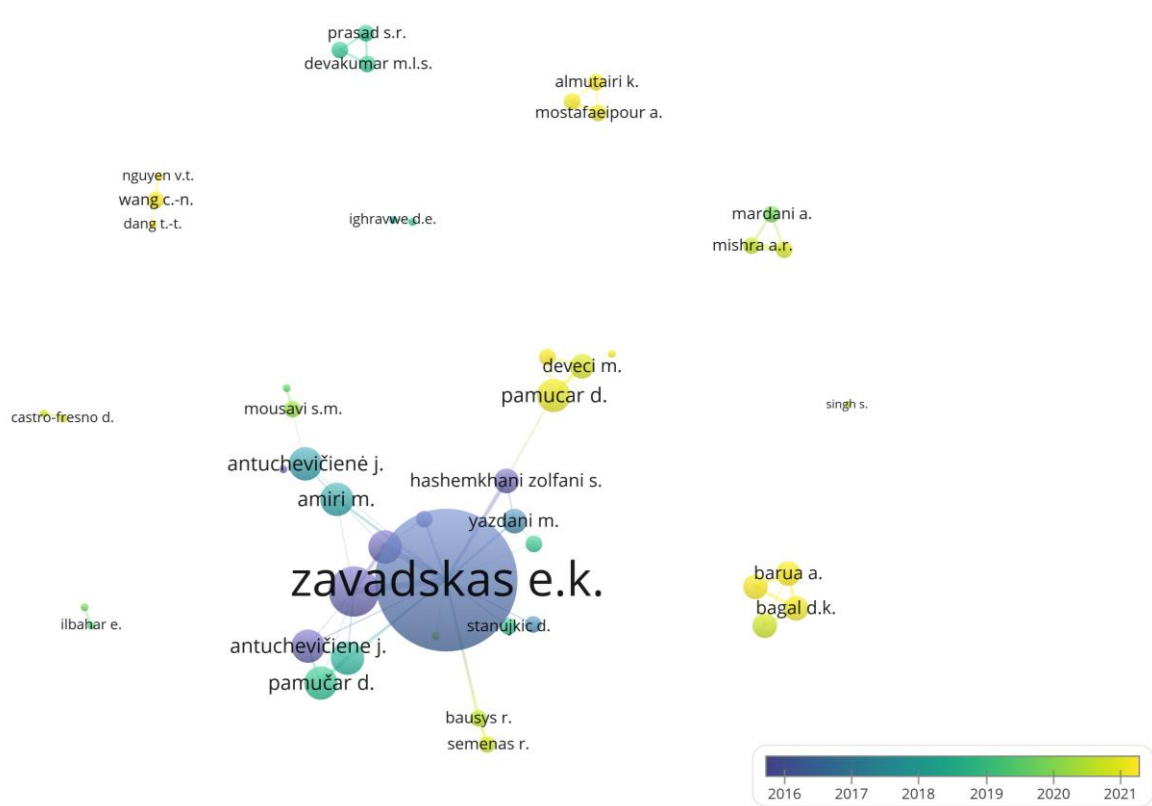
**Figure 1.** Documents by year

Using the data of Figure 1, results Figure 2 with a non-linear regression equation based on the Power Model with  $N$  publications and  $A$  years of method's age as  $A=0.03N^{3.53}$ ; The response variable in a power mode non-linear regression is related to the factor increased to a power [20]. That outcome predicts, for instance, about 400 published documents are likelihood to be archived via Scopus in 2025. Plotting visualization of Figure 2 provides the fitting validation.



**Figure 2.** Publications prediction

Moreover, as shown in Figure 3, although Zavadskas leads the strongest earliest known network of co-authorship based on the collected documents, recent 2-3 years observed limited but new networks of newcomers. The overlay visualization of a co-authorship network was constructed based on 385 documents. In this visualization, the size of the circle represents the number of documents published. Each colony represents a group of researchers who works and published together.



**Figure 3.** Overlay visualization of co-authorships

**Table 4.** Documents by study field

Study Field	Documents
Engineering	171
Computer Science	136
Mathematics	76
Business, Management and Accounting	68
Environmental Science	59
Energy	55
Social Sciences	48
Decision Sciences	41
Materials Science	37
Economics, Econometrics and Finance	26
Physics and Astronomy	26
Chemistry	15
Chemical Engineering	13
Earth and Planetary Sciences	9

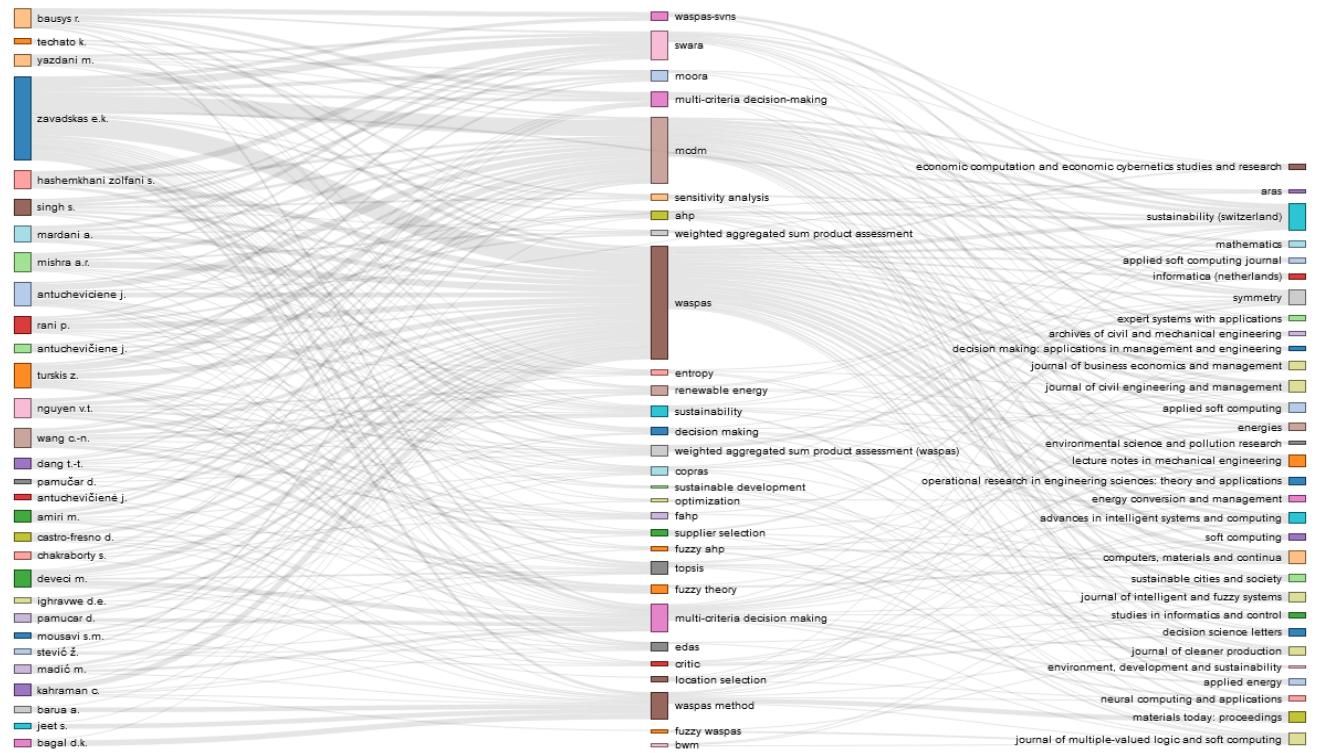
Multidisciplinary	5
Agricultural and Biological Sciences	4
Medicine	4
Biochemistry, Genetics and Molecular Biology	3
Arts and Humanities	2
Health Professions	1
Neuroscience	1
Psychology	1

Figure 4 depicts an inference that demonstrates the capability of the WASPAS method to be used in conjunction with other MCDM methods such as AHP, TOPSIS, Entropy, SWARA, MOORA, COPRAS, as well as fuzzy sets and sensitivity analysis. It also shows the method's applicability in various study areas such as risk management, sustainability research, location decisions, and wind power-related works. Furthermore, as illustrated in Figure 5, the variety of applications of the WASPAS decision-making method in diverse fields has grown in recent years.

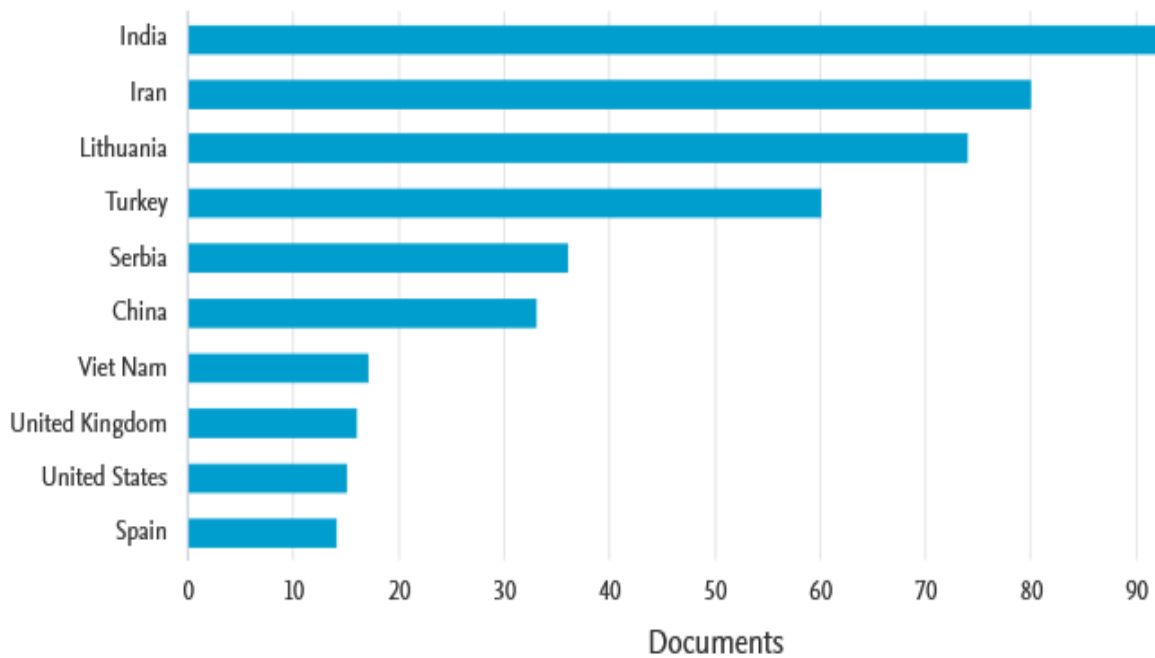
In Figure 5, The density of utilized keywords over time is represented by color themes ranging from bright to dark, similar to a standard heat-maps. More to be discussed, even though the WASPAS method was created for decision-makers and based on applied mathematics, engineering and computer science are two of the method's most prominent users, accounting for 80 percent of the documents. Table 4 shows the distribution of the documents by study field. In addition, the statistics in this Table demonstrates the method's broad applicability across more than 20 different fields.

Figure 6 looks at the top authors, keywords, and publishing journals and how they are linked. Figure 7, however, depicts the top ten countries with the most archived documents, and as can be seen, India dominates with nearly one-fourth of the count, followed by Iran. However, according to the data, some important scholarly actors, such as Japan, Austria, Finland, Norway, Vietnam, Ukraine, and a few others, are not yet WASPAS users.





**Figure 6.** Authors, keywords, and journals



**Figure 7.** Documents by country

#### 4. CONCLUSIONS

The purpose of this study was to give insight into the deployment of WASPAS. The research conducted an examination of the Scopus database, as well as the requisite bibliometric analyses. While this review is coming to an end, it has the potential to increase the conceptual productivity of the WASPAS by carefully assessing the elements, evaluating current bibliometric information, and comprehending the different motivations for the method's diverse usage. WASPAS is capable to solve MCDMs in variety of fields, especially in engineering and computer science context. The readers acquire a plausible view after gaining a thorough grasp of solicitation and the execution of the WASPAS.

#### ACKNOWLEDGMENT

The publication fee of this work is supported by Prince Sultan University.

#### REFERENCES

- [1] Budiharjo, A.P.W., Muhammad, A. (2017). Comparison of weighted sum model and multi attribute decision making weighted product methods in selecting the best elementary school in Indonesia. *International Journal of Software Engineering and Its Applications*, 11(4): 69-90. <https://doi.org/10.14257/IJSEIA.2017.11.4.06>
- [2] Maliene, V., Dixon-Gough, R., Malys, N. (2018). Dispersion of relative importance values contributes to the ranking uncertainty: Sensitivity analysis of multiple criteria decision-making methods. *Applied Soft Computing*, 67: 286-298. <https://doi.org/10.1016/j.asoc.2018.03.003>
- [3] Chourabi, Z., Khedher, F., Babay, A., Cheikhrouhou, M. (2019). Multi-criteria decision making in workforce choice using AHP, WSM and WPM. *The Journal of The Textile Institute*, 110(7): 1092-1101. <https://doi.org/10.1080/00405000.2018.1541434>
- [4] Zavadskas, E.K., Antucheviciene, J., Hajiagha, S.H.R., Hashemi, S.S. (2014). Extension of weighted aggregated sum product assessment with interval-valued intuitionistic fuzzy numbers (WASPAS-IVIF). *Applied Soft Computing*, 24: 1013-1021. <https://doi.org/10.1016/j.asoc.2014.08.031>
- [5] Alam, K.A., Ahmed, R., Butt, F.S., Kim, S.G., Ko, K.M. (2018). An uncertainty-aware integrated fuzzy AHP-WASPAS model to evaluate public cloud computing services. *Procedia Computer Science*, 130: 504-509. <https://doi.org/10.1016/j.procs.2018.04.068>
- [6] Zavadskas, E.K., Turskis, Z., Antucheviciene, J., Zakarevicius, A. (2012). Optimization of weighted aggregated sum product assessment. *Elektronika ir elektrotechnika*, 122(6): 3-6.
- [7] Mardani, A., Nilashi, M., Zakuan, N., Loganathan, N., Soheilrad, S., Saman, M.Z.M., Ibrahim, O. (2017). A systematic review and meta-Analysis of SWARA and WASPAS methods: Theory and applications with recent fuzzy developments. *Applied Soft Computing*, 57: 265-292. <https://doi.org/10.1016/j.asoc.2017.03.045>
- [8] Chakraborty, S., Zavadskas, E.K. (2014). Applications of WASPAS method in manufacturing decision making. *Informatica*, 25(1): 1-20.
- [9] Senapati, T., Chen, G. (2022). Picture fuzzy WASPAS technique and its application in multi-criteria decision-making. *Soft Computing*, 26(9): 4413-4421. <https://doi.org/10.1007/s00500-022-06835-0>

- [10] Baykasoğlu, A., Gölcük, İ. (2019). Revisiting ranking accuracy within WASPAS method. *Kybernetes*, 49(3): 885-895. <https://doi.org/10.1108/K-01-2019-0052>
- [11] Chakraborty, S., Zavadskas, E.K., Antucheviciene, J. (2015). Applications of WASPAS method as a multi-criteria decision-making tool. *Economic Computation and Economic Cybernetics Studies and Research*, 49(1): 5-22.
- [12] Saraswat, S.K., Dugalwar, A.K., Yadav, S.S. (2021). Sustainability assessment of renewable and conventional energy sources in India using fuzzy integrated AHP-WASPAS approach. *Journal of Multiple-Valued Logic & Soft Computing*, 37(3):335-362.
- [13] Klumbytė, E., Bliūdžius, R., Medineckienė, M., Fokaides, P.A. (2021). An MCDM model for sustainable decision-making in municipal residential buildings facilities management. *Sustainability*, 13(5): 2820. <https://doi.org/10.3390/su13052820>
- [14] Tundo, Tundo, and Doni Kurniawan (2019). Implementation of the Weighted Aggregated Sum Product Assessment Method in Determining the Best Rice for Serabi Cake Making. *International Journal on Informatics for Development*, 8(1): 40-46.
- [15] Chadegani, A.A., Salehi, H., Yunus, M.M., Farhadi, H., Fooladi, M., Farhadi, M., Ebrahim, N.A. (2013). A comparison between two main academic literature collections: Web of Science and Scopus databases. arXiv preprint arXiv:1305.0377. <https://arxiv.org/abs/1305.0377>.
- [16] <https://www.scopus.com/>, accessed on Apr. 12, 2022.
- [17] <https://www.vosviewer.com/>, accessed on Apr. 12, 2022.
- [18] Van Eck, N., Waltman, L. (2010). Software survey: VOSviewer, a computer program for bibliometric mapping. *Scientometrics*, 84(2): 523-538. <https://doi.org/10.1007/s11192-009-0146-3>
- [19] <https://medialab.github.io/sciencescape/>, accessed on Apr. 12, 2022.
- [20] Benestad, C., High, J., Worcester, M. *Regression Analysis*. [https://users.wpi.edu/~goulet/MME523/chris\\_b.htm](https://users.wpi.edu/~goulet/MME523/chris_b.htm).