



HAL
open science

Test of Lorentz Invariance in Electrodynamics Using Rotating Cryogenic Sapphire Microwave Oscillators

Paul L. Stanwix, Michael E. Tobar, Peter Wolf, Mohamad Susli, Clayton R. Locke, Eugene N. Ivanov, John Winterflood, Frank van Kann

► **To cite this version:**

Paul L. Stanwix, Michael E. Tobar, Peter Wolf, Mohamad Susli, Clayton R. Locke, et al.. Test of Lorentz Invariance in Electrodynamics Using Rotating Cryogenic Sapphire Microwave Oscillators. Physical Review Letters, 2005, 95, pp.40404. 10.1103/PhysRevLett.95.040404 . hal-03785847

HAL Id: hal-03785847

<https://hal.science/hal-03785847>

Submitted on 7 Oct 2023

HAL is a multi-disciplinary open access archive for the deposit and dissemination of scientific research documents, whether they are published or not. The documents may come from teaching and research institutions in France or abroad, or from public or private research centers.

L'archive ouverte pluridisciplinaire **HAL**, est destinée au dépôt et à la diffusion de documents scientifiques de niveau recherche, publiés ou non, émanant des établissements d'enseignement et de recherche français ou étrangers, des laboratoires publics ou privés.

Test of Lorentz Invariance in Electrodynamics Using Rotating Cryogenic Sapphire Microwave Oscillators

Paul L. Stanwix,^{1,*} Michael E. Tobar,^{1,†} Peter Wolf,^{2,3} Mohamad Susli,¹ Clayton R. Locke,¹ Eugene N. Ivanov,¹ John Winterflood,¹ and Frank van Kann¹

¹University of Western Australia, School of Physics M013, 35 Stirling Highway, Crawley 6009 WA, Australia

²SYRTE, Observatoire de Paris, 61 Avenue de l'Observatoire, 75014 Paris, France

³Bureau International des Poids et Mesures, Pavillon de Breteuil, 92312 Sèvres Cedex, France

(Received 2 May 2005; published 21 July 2005)

We present the first results from a rotating Michelson-Morley experiment that uses two orthogonally orientated cryogenic sapphire resonator oscillators operating in whispering gallery modes near 10 GHz. The experiment is used to test for violations of Lorentz invariance in the framework of the photon sector of the standard model extension (SME), as well as the isotropy term of the Robertson-Mansouri-Sexl (RMS) framework. In the SME we set a new bound on the previously unmeasured $\tilde{\kappa}_{zz}^{ZZ}$ component of $2.1(5.7) \times 10^{-14}$, and set more stringent bounds by up to a factor of 7 on seven other components. In the RMS a more stringent bound of $-0.9(2.0) \times 10^{-10}$ on the isotropy parameter, $P_{MM} = \delta - \beta + \frac{1}{2}$ is set, which is more than a factor of 7 improvement.

DOI: 10.1103/PhysRevLett.95.040404

PACS numbers: 03.30.+p, 06.30.Ft, 11.30.Cp, 84.40.-x

The Einstein equivalence principle (EEP) is a founding principle of relativity [1]. One of the constituent elements of EEP is local Lorentz invariance (LLI), which postulates that the outcome of a local experiment is independent of the velocity and orientation of the apparatus. The central importance of this postulate has motivated tremendous work to experimentally test LLI. Also, a number of unification theories suggest a violation of LLI at some level. However, to test for violations it is necessary to have an alternative theory to allow interpretation of experiments [1], and many have been developed [2–7]. The kinematical Robertson-Mansouri-Sexl (RMS) framework [2,3] postulates a simple parametrization of the Lorentz transformations with experiments setting limits on the deviation of those parameters from their values in special relativity (SR). Because of their simplicity, they have been widely used to interpret many experiments [8–11]. More recently, a general Lorentz violating extension of the standard model (SME) of particle physics has been developed [6] whose Lagrangian includes all parametrized Lorentz violating terms that can be formed from known fields.

This work presents the first results of a rotating lab experiment using cryogenic microwave oscillators. Previous nonrotating experiments [10,12,13] relied on the Earth's rotation to modulate a Lorentz violating effect. This is not optimal for two reasons. First, the sensitivity is proportional to the noise of the oscillators at the modulation frequency, typically best for periods between 10 and 100 s. Second, the sensitivity is proportional to the square root of the number of periods of the modulation signal, therefore taking a relatively long time to acquire sufficient data. Thus, by rotating the experiment the data integration rate is increased and the relevant signals are translated to the optimal operating regime [14].

Our experiment consists of two cylindrical sapphire resonators of 3 cm diameter and height supported by spindles within superconducting niobium cavities [15], and are oriented with their cylindrical axes orthogonal to each other in the horizontal plane. Whispering gallery modes [16] are excited near 10 GHz, with a difference frequency of 226 kHz. The frequencies are stabilized using Pound locking, and amplitude variations are suppressed using an additional control circuit. A detailed description

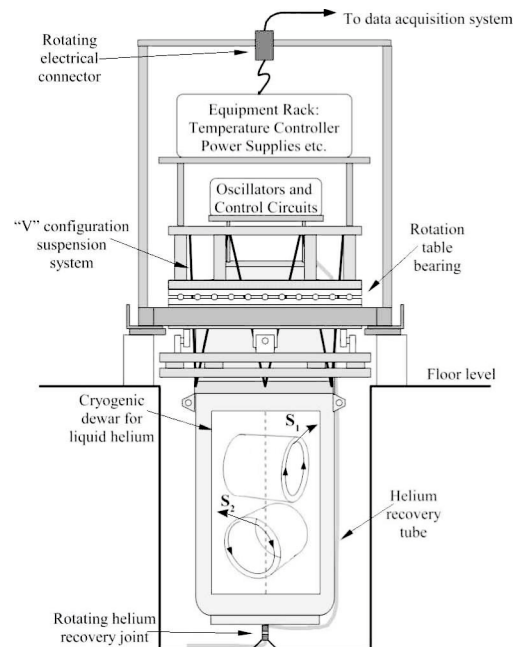


FIG. 1. Schematic of the cryogenic dewar, mounted in the rotation table. Inside the dewar a schematic of the two orthogonally orientated resonators is shown, along with the Poynting vectors of propagation S_1 and S_2 .

of such oscillators can be found in [17,18]. The resonators are mounted in a common copper block, which provides common mode rejection of temperature fluctuations. The structure is in turn mounted inside two successive stainless steel vacuum cylinders from a copper post, which provides the thermal connection between the cavities and the liquid helium bath. A foil heater and carbon-glass temperature sensor attached to the copper post control the temperature set point to 6 K with mK stability.

A schematic of the rotation system is shown in Fig. 1. The cryogenic dewar along with the room temperature oscillator and control electronics is suspended within a ring bearing. A multiple “V” shaped suspension made from elastic cord avoids high Q -factor pendulum modes by ensuring that the cord has to stretch and shrink (providing damping) for horizontal and vertical motion. The rotation system is driven by a microprocessor controlled stepper motor. A commercial 18 conductor slip ring connector, with a hollow through bore, transfers power and various signals to and from the rotating experiment. A mercury based rotating coaxial connector transmits the difference frequency to a stationary frequency counter referenced to an Oscilloquartz oscillator. The data acquisition system logs the difference frequency as a function of orientation, as well as monitoring systematic effects including the temperature of the resonators, liquid helium bath level, ambient room temperature, oscillator control signals, tilt, and helium return line pressure.

Inside the sapphire crystals, standing waves are set up with the dominant electric and magnetic fields in the axial and radial directions, respectively, corresponding to a Poynting vector around the circumference. The experimental observable is the difference frequency, and to test for Lorentz violations the perturbation of the observable with respect to an alternative test theory must be derived. For example, in the photon sector of the SME this may be calculated to first order as the integral over the nonperturbed fields [Eq. (34) of [7]], and expressed in terms of 19 independent variables (discussed in more detail later). The

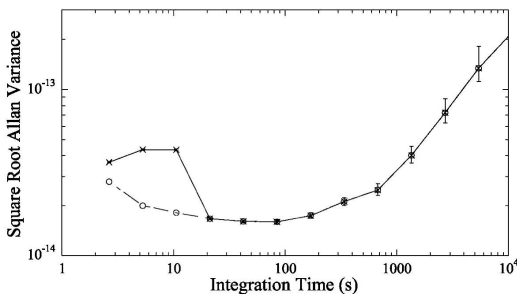


FIG. 2. Square root Allan variance fractional frequency instability measurement of the difference frequency when rotating (crosses) and stationary (circles). The hump at short integration times is due to systematic effects associated with the rotation of the experiment, with a period of 18 s. Above 18 s the instability is the same as when the experiment is stationary.

change in orientation of the fields due to the laboratory rotation and Earth’s orbital and sidereal motion induces a time varying modulation of the difference frequency, which is searched for in the experiment. Alternatively, with respect to the RMS framework, we analyze the change in resonator frequency as a function of the Poynting vector direction with respect to the velocity of the laboratory through the cosmic microwave background (CMB). The RMS parametrizes a possible Lorentz violation by a deviation of the parameters (α, β, δ) from their SR values $(-\frac{1}{2}, \frac{1}{2}, 0)$. Thus, a complete verification of LLI in the RMS framework [2,3] requires a test of (i) the isotropy of the speed of light ($P_{MM} = \delta - \beta + \frac{1}{2}$), a Michelson-Morley (MM) experiment [19], (ii) the boost dependence of the speed of light ($P_{KT} = \beta - \alpha - 1$), a Kennedy-Thorndike (KT) experiment [20], and (iii) the time dilation parameter ($P_{IS} = \alpha + \frac{1}{2}$), an Ives-Stillwell (IS) experiment [21,22]. Because our experiment compares two cavities, it is sensitive only to P_{MM} .

Figure 2 shows typical fractional frequency instability of the 226 kHz difference with respect to 10 GHz, and compares the instability when rotating and stationary. A minimum of 1.6×10^{-14} is recorded at 40 s. Rotation induced systematic effects degrade the stability up to 18 s due to signals at the rotation frequency of 0.056 Hz and its harmonics. We have determined that tilt variations dominate the systematic effects by measuring the magnitude of the fractional frequency dependence on tilt and the variation in tilt at twice the rotation frequency, $2\omega_R$ (0.11 Hz), as the experiment rotates. We minimize the effect of tilt by manually setting the rotation bearing until our tilt sensor reads a minimum at $2\omega_R$. The latter data sets were up to an order of magnitude reduced in amplitude as we became more experienced at this process. The remaining systematic signal is due to the residual tilt variations, which could

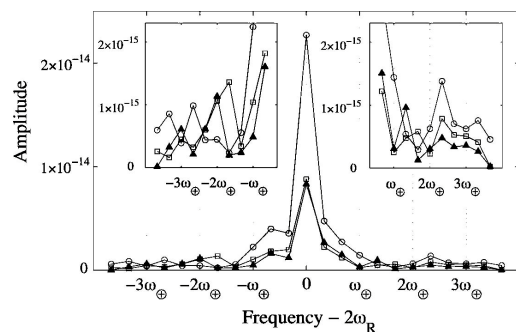


FIG. 3. Spectrum of amplitudes $\sqrt{C_i^2 + S_i^2}$ calculated using WLS, showing systematic leakage about $2\omega_R$ for 2 data sets, data set 1 (3.6 days, circles), data set 5 (6.1 days, squares), and the combined data (18 days spanning 3 months, solid triangles). Here ω_\oplus is the sidereal frequency (11.6 μ Hz). By comparing a variety of data sets we have seen that leakage is reduced in longer data sets with lower systematics. The insets show the typical amplitude away from the systematic, which have statistical uncertainties of order 10^{-16} .

TABLE I. Coefficients C_i and S_i in (1) for the five frequencies of interest and their relation to the components of the SME parameters $\tilde{\kappa}_{e-}$ and $\tilde{\kappa}_{o+}$, derived using a short data set approximation including terms up to first order in orbital velocity, where Φ_0 is the phase of the orbit since the vernal equinox (see [24] for details of the calculation). Note that for short data sets the upper and lower sidereal sidebands are redundant, which reduces the number of independent measurements to 5. To lift the redundancy, more than a year of data is required so annual offsets may be decorrelated from the twice rotational and sidereal sidebands listed.

| ω_i | C_i | S_i |
|------------------------------|--|---|
| $2\omega_R$ | $0.21\tilde{\kappa}_{e-}^{ZZ}$ | \dots |
| $2\omega_R + \omega_\oplus$ | $2.5 \times 10^{-5} \sin\Phi_0 \tilde{\kappa}_{o+}^{XY} - 1.0 \times 10^{-5} \cos\Phi_0 \tilde{\kappa}_{o+}^{YZ} - 0.27\tilde{\kappa}_{e-}^{XZ}$ | $-\cos\Phi_0[2.3 \times 10^{-5} \tilde{\kappa}_{o+}^{XY} - 1.0 \times 10^{-5} \tilde{\kappa}_{o+}^{XZ}] - 0.27\tilde{\kappa}_{e-}^{YZ}$ |
| $2\omega_R + 2\omega_\oplus$ | $-2.1 \times 10^{-5} \cos\Phi_0 \tilde{\kappa}_{o+}^{XZ} + 2.3 \times 10^{-5} \sin\Phi_0 \tilde{\kappa}_{o+}^{YZ} - 0.11(\tilde{\kappa}_{e-}^{XX} - \tilde{\kappa}_{e-}^{YY})$ | $-2.3 \times 10^{-5} \sin\Phi_0 \tilde{\kappa}_{o+}^{XZ} - 2.1 \times 10^{-5} \cos\Phi_0 \tilde{\kappa}_{o+}^{YZ} - 0.23\tilde{\kappa}_{e-}^{XY}$ |
| $2\omega_R - \omega_\oplus$ | $-0.31C_{2\omega_R + \omega_\oplus}$ | $0.31S_{2\omega_R + \omega_\oplus}$ |
| $2\omega_R - 2\omega_\oplus$ | $9.4 \times 10^{-2}C_{2\omega_R + 2\omega_\oplus}$ | $-9.4 \times 10^{-2}S_{2\omega_R + 2\omega_\oplus}$ |

be further annulled with an automatic tilt control system. It is still possible to be sensitive to Lorentz violations in the presence of these systematics by measuring the sidereal, ω_\oplus , and semisidereal, $2\omega_\oplus$, sidebands about $2\omega_R$, as was done in [8]. The amplitude and phase of a Lorentz violating signal is determined by fitting the parameters of Eq. (1) to the data, with the phase of the fit adjusted according to the test theory used.

$$\frac{\Delta\nu_0}{\nu_0} = A + Bt + \sum_i C_i \cos(\omega_i t + \varphi_i) + S_i \sin(\omega_i t + \varphi_i). \quad (1)$$

Here ν_0 is the average unperturbed frequency of the two sapphire resonators, and $\Delta\nu_0$ is the perturbation of the 226 kHz difference frequency, A and B determine the frequency offset and drift, and C_i and S_i are the amplitudes of a cosine and sine at frequency ω_i , respectively. In the final analysis we fit 5 frequencies to the data, $\omega_i = (2\omega_R, 2\omega_R \pm \omega_\oplus, 2\omega_R \pm 2\omega_\oplus)$, as well as the frequency offset and drift. The correlation coefficients between the fitted parameters are all between 10^{-2} and 10^{-5} . Since the residuals exhibit a significantly nonwhite behavior, the optimal regression method is weighted least squares (WLS) [13]. WLS involves premultiplying both the experimental data and the model matrix by a whitening matrix determined by the noise type of the residuals of an ordinary least squares analysis.

We have acquired 5 sets of data over a period of 3 months beginning December 2004, totaling 18 days. The length of the sets (in days) and size of the systematic are $(3.6, 2.3 \times 10^{-14})$, $(2.4, 2.1 \times 10^{-14})$, $(1.9, 2.6 \times 10^{-14})$, $(4.7, 1.4 \times 10^{-15})$, and $(6.1, 8.8 \times 10^{-15})$, respectively. We have observed leakage of the systematic into the neighboring sidebands due to aliasing when the data set is not long enough or the systematic is too large. Figure 3 shows the total amplitude resulting from a WLS fit to 2 of the data sets over a range of frequencies about $2\omega_R$. It is evident that the systematic of data set 1 at $2\omega_R$ is affecting the fitted amplitude of the sidereal sidebands $2\omega_R \pm \omega_\oplus$ due to its relatively short length and large systematics. By analyzing all five data sets simultaneously using WLS the effective length of the data is increased, reducing the width of the

systematic sufficiently so as to not contribute significantly to the sidereal and semisidereal sidebands.

In the photon sector of the SME [7], Lorentz violating terms are parametrized by 19 independent components, which are, in general, grouped into three traceless and symmetric 3×3 matrices ($\tilde{\kappa}_{e+}$, $\tilde{\kappa}_{o-}$, and $\tilde{\kappa}_{e-}$), one anti-symmetric matrix ($\tilde{\kappa}_{o+}$), and one additional scalar, which all vanish when LLI is satisfied. To derive the expected signal in the SME we use the method of [7,11] to calculate the frequency of each resonator in the SME and in the resonator frame. We then transform to the standard celestial frame used in the SME [7] taking into account the rotation in the laboratory frame in a similar way to [23]. The resulting relation between the parameters of the SME and the C_i and S_i coefficients are given in Table I which, for short data sets, were calculated using the leading order expansion at the annual phase position of the data. The 10 independent components of $\tilde{\kappa}_{e+}$ and $\tilde{\kappa}_{o-}$ have been constrained by astronomical measurements to $< 2 \times 10^{-32}$ [7,25]. Seven components of $\tilde{\kappa}_{e-}$ and $\tilde{\kappa}_{o+}$ have been constrained in optical and microwave cavity experiments [10,13] at the 10^{-15} and 10^{-11} levels, respectively, while the scalar $\tilde{\kappa}_{lr}$ component recently had an upper limit set of $< 10^{-4}$ [23]. The remaining $\tilde{\kappa}_{e-}^{ZZ}$ component could not be previously constrained in nonrotating experiments [10,13].

In contrast, our rotating experiment is sensitive to $\tilde{\kappa}_{e-}^{ZZ}$. However, it appears only at $2\omega_R$, which is dominated by systematic effects. From our combined analysis of all data sets, and using the relation to $\tilde{\kappa}_{e-}^{ZZ}$ given in Table I, we determine a value for $\tilde{\kappa}_{e-}^{ZZ}$ of $4.1(0.5) \times 10^{-15}$. However,

TABLE II. Results for the SME Lorentz violation parameters, assuming no cancellation between the isotropy terms $\tilde{\kappa}_{e-}$ (in 10^{-15}) and first order boost terms $\tilde{\kappa}_{o+}$ (in 10^{-11}) [12].

| | $\tilde{\kappa}_{e-}^{XY}$ | $\tilde{\kappa}_{e-}^{XZ}$ | $\tilde{\kappa}_{e-}^{YZ}$ | $(\tilde{\kappa}_{e-}^{XX} - \tilde{\kappa}_{e-}^{YY})$ |
|-----------|----------------------------|----------------------------|----------------------------|---|
| This work | -0.63(0.43) | 0.19(0.37) | -0.45(0.37) | -1.3(0.9) |
| From [13] | -5.7(2.3) | -3.2(1.3) | -0.5(1.3) | -3.2(4.6) |
| | $\tilde{\kappa}_{e-}^{ZZ}$ | $\tilde{\kappa}_{o+}^{XY}$ | $\tilde{\kappa}_{o+}^{XZ}$ | $\tilde{\kappa}_{o+}^{YZ}$ |
| This work | 21(57) | 0.20(0.21) | -0.91(0.46) | 0.44(0.46) |
| From [13] | \dots | -1.8(1.5) | -1.4(2.3) | 2.7(2.2) |

TABLE III. Dominant coefficients in the RMS, using a short data set approximation calculated from Eq. (2). The measured values of P_{MM} (in 10^{-10}) are shown together with the statistical uncertainties in the bracket. From these data the measured and statistical uncertainty of P_{MM} is determined to be $-0.9(2.0) \times 10^{-10}$, which represents more than a factor of 7 improvement over previous results $2.2(1.5) \times 10^{-9}$ [10].

| ω_i | Cu_i | P_{MM} |
|------------------------------|--|--------------|
| $2\omega_R + \omega_\oplus$ | $[-1.13 \times 10^{-7} - 3.01 \times 10^{-8} \cos\Phi_0 + 8.83 \times 10^{-9} \sin\Phi_0]P_{MM}$ | $-2.1(7.2)$ |
| $2\omega_R - \omega_\oplus$ | $[3.51 \times 10^{-8} + 9.31 \times 10^{-9} \cos\Phi_0 - 2.73 \times 10^{-9} \sin\Phi_0]P_{MM}$ | $62.4(23.3)$ |
| $2\omega_R + 2\omega_\oplus$ | $[4.56 \times 10^{-7} - 1.39 \times 10^{-8} \cos\Phi_0 - 7.08 \times 10^{-8} \sin\Phi_0]P_{MM}$ | $-1.3(2.1)$ |
| $2\omega_R - 2\omega_\oplus$ | $[4.37 \times 10^{-8} - 1.34 \times 10^{-9} \cos\Phi_0 - 6.78 \times 10^{-9} \sin\Phi_0]P_{MM}$ | $-7.5(22.1)$ |

since we do not know if the systematic has canceled a Lorentz violating signal at $2\omega_R$, we cannot reasonably claim this as an upper limit. Since we have five individual data sets, a limit can be set by treating the $C_{2\omega_R}$ coefficient as a statistic. The phase of the systematic depends on the initial experimental conditions, and is random across the data sets. Thus, we have five values of $C_{2\omega_R}$ ($\{-4.2, 11.4, 21.4, 1.3, -8.1\}$ in 10^{-15}). If we take the mean of these coefficients, the systematic signal will cancel if its phase is random, but the possible Lorentz violating signal (with constant phase) will not. Thus a limit can be set by taking the mean and standard deviation of the five coefficients of $C_{2\omega_R}$. This gives a more conservative bound of $2.1(5.7) \times 10^{-14}$, which includes zero. Our experiment is also sensitive to all seven other components of $\tilde{\kappa}_{e-}$ and $\tilde{\kappa}_{o+}$ (see Table I) and improves the present limits by up to a factor of 7, as shown in Table II.

In the RMS framework, a frequency shift due to a putative Lorentz violation is given by Eq. (2) [9,11],

$$\frac{\Delta\nu_0}{\nu_0} = \frac{P_{MM}}{2\pi c^2} \left[\oint (\mathbf{v} \cdot \hat{\theta}_1)^2 d\varphi_1 - \oint (\mathbf{v} \cdot \hat{\theta}_2)^2 d\varphi_2 \right], \quad (2)$$

where \mathbf{v} is the velocity of the preferred frame with respect to the CMB, $\hat{\theta}_j$ is the unit vector in the direction of the azimuthal angle (direction of propagation) of each resonator (labeled by subscripts 1 and 2), and φ is the azimuthal variable of integration in the cylindrical coordinates of each resonator. Perturbations due to Lorentz violations occur at the same five frequencies as the SME, but for the RMS analysis we do not consider the $2\omega_R$ frequency due to the large systematic, as we need only to put a limit on one parameter. The dominant coefficients are due to only the cosine terms with respect to the CMB right ascension, Cu_i , which are shown in Table III.

In conclusion, we set bounds on 7 components of the SME photon sector (Table II) and P_{MM} (Table III) of the RMS framework, which are up to a factor of 7 more stringent than those obtained from previous experiments. We have also set an upper limit $[2.1(5.7) \times 10^{-14}]$ on the previously unmeasured SME component $\tilde{\kappa}_{e-}^{ZZ}$. To further improve these results, tilt and environmental controls will be implemented to reduce systematic effects. To remove the assumption that the $\tilde{\kappa}_{o+}$ and $\tilde{\kappa}_{e-}$ do not cancel each other, data integration will continue for more than a year.

This work was funded by the Australian Research Council.

Note added.—Two other concurrent experiments have also set some similar limits [26,27].

*Electronic address: pstanwix@physics.uwa.edu.au

†Electronic address: mike@physics.uwa.edu.au

- [1] C. M. Will, *Theory and Experiment in Gravitational Physics* (Cambridge University Press, Cambridge, 1993), revised edition.
- [2] H. P. Robertson, *Rev. Mod. Phys.* **21**, 378 (1949).
- [3] R. Mansouri and R. U. Sexl, *Gen. Relativ. Gravit.* **8**, 497 (1977).
- [4] A. P. Lightman and D. L. Lee, *Phys. Rev. D* **8**, 364 (1973).
- [5] W.-T. Ni, *Phys. Rev. Lett.* **38**, 301 (1977).
- [6] D. Colladay and V. A. Kostelecký, *Phys. Rev. D* **55**, 6760 (1997); **58**, 116002 (1998).
- [7] V. A. Kostelecký and M. Mewes, *Phys. Rev. D* **66**, 056005 (2002).
- [8] A. Brillet and J. Hall, *Phys. Rev. Lett.* **42**, 549 (1979).
- [9] P. Wolf *et al.*, *Phys. Rev. Lett.* **90**, 060402 (2003).
- [10] H. Müller *et al.*, *Phys. Rev. Lett.* **91**, 020401 (2003).
- [11] P. Wolf *et al.*, *Gen. Relativ. Gravit.* **36**, 2351 (2004).
- [12] J. A. Lipa *et al.*, *Phys. Rev. Lett.* **90**, 060403 (2003).
- [13] P. Wolf *et al.*, *Phys. Rev. D* **70**, 051902(R) (2004).
- [14] M. E. Tobar *et al.*, *Phys. Lett. A* **300**, 33 (2002).
- [15] A. J. Giles *et al.*, *Physica (Amsterdam)* **165B**, 145 (1990).
- [16] M. E. Tobar and A. G. Mann, *IEEE Trans. Microwave Theory Tech.* **39**, 2077 (1991).
- [17] A. G. Mann, *Top. Appl. Phys.* **79**, 37 (2001).
- [18] J. G. Hartnett and M. E. Tobar, *Top. Appl. Phys.* **79**, 67 (2001).
- [19] A. A. Michelson and E. W. Morley, *Am. J. Sci.* **34**, 333 (1887).
- [20] R. J. Kennedy and E. M. Thorndike, *Phys. Rev.* **42**, 400 (1932).
- [21] H. E. Ives and G. R. Stilwell, *J. Opt. Soc. Am.* **28**, 215 (1938).
- [22] G. Saathoff *et al.*, *Phys. Rev. Lett.* **91**, 190403 (2003).
- [23] M. E. Tobar *et al.*, *Phys. Rev. D* **71**, 025004 (2005).
- [24] M. E. Tobar *et al.*, in *Lecture Notes in Physics* (Springer, New York, to be published); hep-ph/0506200.
- [25] V. A. Kostelecký and M. Mewes, *Phys. Rev. Lett.* **87**, 251304 (2001).
- [26] P. Antonini *et al.*, *Phys. Rev. A* **71**, 050101 (2005).
- [27] S. Herrmann *et al.*, (to be published).