



**HAL**  
open science

# Are collisions with neutral hydrogen important for modeling the second solar spectrum of Ti I and Ca II?

M. Derouich, Javier Trujillo Bueno, R. Manso Sainz

► **To cite this version:**

M. Derouich, Javier Trujillo Bueno, R. Manso Sainz. Are collisions with neutral hydrogen important for modeling the second solar spectrum of Ti I and Ca II?. *Astronomy & Astrophysics - A&A*, 2007, 472, pp.269-275. 10.1051/0004-6361:20077424 . hal-03785725

**HAL Id: hal-03785725**

**<https://hal.science/hal-03785725v1>**

Submitted on 29 Sep 2022

**HAL** is a multi-disciplinary open access archive for the deposit and dissemination of scientific research documents, whether they are published or not. The documents may come from teaching and research institutions in France or abroad, or from public or private research centers.

L'archive ouverte pluridisciplinaire **HAL**, est destinée au dépôt et à la diffusion de documents scientifiques de niveau recherche, publiés ou non, émanant des établissements d'enseignement et de recherche français ou étrangers, des laboratoires publics ou privés.

# Are collisions with neutral hydrogen important for modeling the second solar spectrum of Ti I and Ca II?\*

M. Derouich\*\*, J. Trujillo Bueno\*\*\*, and R. Manso Sainz

Instituto de Astrofísica de Canarias, 38205 La Laguna, Tenerife, Spain  
e-mail: moncef.derouich@ias.u-psud.fr

Received 6 March 2007 / Accepted 10 May 2007

## ABSTRACT

**Context.** The physical interpretation of scattering line polarization offers a novel diagnostic window for exploring the thermal and magnetic structure of the quiet regions of the solar atmosphere.

**Aims.** We evaluate the impact of isotropic collisions with neutral hydrogen atoms on the scattering polarization signals of the 13 lines of multiplet 42 of Ti I and on those of the K line and of the IR triplet of Ca II, with emphasis on the collisional transfer rates between nearby  $J$ -levels.

**Methods.** We calculate the linear polarization produced by scattering processes in a plane-parallel layer illuminated by the radiation field from the underlying solar photosphere. We consider realistic multilevel models and solve the statistical equilibrium equations for the multipolar components of the atomic density matrix.

**Results.** We give suitable formulae for calculating the collisional rates as a function of temperature and hydrogen number density. We confirm that the lower levels of the 13 lines of multiplet 42 of Ti I are completely depolarized by elastic collisions. Upper-level depolarization caused by the collisional transfer rates between nearby  $J$ -levels turns out to have an unnoticeable impact on the emergent linear polarization amplitudes, except for the  $\lambda 4536$  and  $\lambda 4544.7$  lines. Concerning the Ca II lines, we show that the collisional rates play no role in the polarization of the upper level of the K line, while they have a rather small depolarizing effect on the atomic polarization of the metastable lower levels of the Ca II IR triplet.

**Conclusions.** Although the collisional transfer rates seem to play a minor role for most of the lines we considered in this paper, except, for example, for the magnetically insensitive  $\lambda 4536$  line of Ti I, they might be important for other atomic or molecular systems with closer  $J$ -levels (e.g., hyperfine structured multiplets and/or molecules). Therefore, future research in this direction will be worthwhile.

**Key words.** scattering – polarization – atomic processes – Sun: photosphere – Sun: chromosphere – line: formation

## 1. Introduction

The physical interpretation of observations of the spectral line polarization produced by scattering processes offers a unique opportunity to learn about the thermal and magnetic properties of the “quiet” regions of the solar atmosphere (e.g., the recent reviews by Stenflo 2003 and Trujillo Bueno 2003). Of great scientific interest is the possibility of obtaining empirical information on hidden aspects of solar magnetism, such as tangled magnetic fields in the solar photosphere (e.g., Trujillo Bueno et al. 2004; Stenflo 2004; Manso Sainz et al. 2004), and/or very weak magnetic fields in the solar chromosphere (e.g., Manso Sainz & Trujillo Bueno 2001, 2003, 2007; Trujillo Bueno & Manso Sainz 2002; Holzreuter et al. 2006). To be able to achieve these goals in a reliable way, it is crucial to carry out detailed radiative transfer calculations using sufficiently accurate values of the rates of isotropic collisions with neutral hydrogen atoms, such as those computed by Derouich et al. (2003, 2004, 2005a,b) within the framework of the semi-classical theory of collisions. The present paper addresses this issue by investigating their influence on the

scattering polarization of some spectral lines of the linearly polarized solar limb spectrum, which are of great diagnostic value.

Collisions with neutral hydrogen atoms in the solar atmosphere may modify the atomic level polarization that anisotropic radiation pumping processes induce in the atomic and molecular energy levels. We have elastic collisional rates,  $D^{(K)}(J)$ , which normally tend to destroy the population imbalances between the magnetic sublevels pertaining to each level of total angular momentum  $J$ . In addition, we may also have significant transfer rates between different  $J$  levels due to inelastic and super-elastic collisions,  $C_I^{(K)}(J, J_1)$  and  $C_S^{(K)}(J, J_u)$ , respectively. These collisional transfer rates may modify the population and/or the atomic polarization of the level  $J$  under consideration through collisional transfer from the lower ( $J_1$ ) and upper ( $J_u$ ) levels. Here we pay particular attention to both types of collisions with neutral hydrogen atoms, with emphasis on the (typically neglected) collisional transfer rates between the  $J$  levels pertaining to each spectral term of the chosen multilevel model.

In this paper we focus our attention on the 13 lines of multiplet No. 42 of Ti I and on the following lines of Ca II: the K line at 3934 Å and the IR triplet at 8498 Å, 8542 Å, and 8662 Å. The reason for choosing multiplet 42 of Ti I, which results from the transitions between the upper term  $y^5F^0$  and the (metastable) lower term  $a^5F$ , is that one of the lines (i.e.,  $\lambda 4536$ ) is insensitive to magnetic fields (the Landé factors of its lower and upper levels are zero), while the remaining 12 lines are sensitive

\* Appendices A and B are only available in electronic form at <http://www.aanda.org>

\*\* Also associated researcher at CNRS UMR 8112 – LERMA, Observatoire de Paris, Section de Meudon, 92195 Meudon, France.

\*\*\* Consejo Superior de Investigaciones Científicas (Spain).

to the Hanle effect. Therefore, ratios of the observed polarization amplitudes in suitably chosen line pairs can be used to infer the presence of tangled magnetic fields in the quiet solar atmosphere (Manso Sainz et al. 2004). The scientific motivation for choosing the above-mentioned lines of Ca II is that they are of great diagnostic interest for investigating the thermal and magnetic structure of the quiet solar chromosphere (Manso Sainz & Trujillo Bueno 2001, 2003, 2007; Trujillo Bueno & Manso Sainz 2002; Holzreuter et al. 2006).

## 2. Formulation of the problem

We consider a plane-parallel layer of Ti I atoms or Ca II ions in the absence of magnetic fields, illuminated by the radiation field of the underlying solar photosphere. We assume that this anisotropic radiation field is axisymmetric with respect to the local vertical and unpolarized. Therefore, the following spherical tensor components suffice to describe the optical pumping properties of the incident radiation field (e.g., Landi Degl'Innocenti & Landolfi 2004):

$$J_0^0 = \frac{1}{2} \int_{-1}^1 I(\mu) d\mu, \quad (1)$$

$$J_0^2 = \frac{1}{4\sqrt{2}} \int_{-1}^1 [(3\mu^2 - 1)I(\mu)] d\mu, \quad (2)$$

where  $I(\mu)$  is the intensity and  $\mu$  the cosine of the angle that the radiation beam under consideration forms with the local vertical. In the reference system where the  $z$ -axis (i.e., the quantization axis of total angular momentum) is chosen along the symmetry axis of the incident radiation field (i.e., along the solar local vertical direction), the anisotropic illumination of the atoms produce population imbalances, which we quantify by the following multipolar components of the atomic density matrix:

$$\rho_0^K(J) = \sum_{M=-J}^J (-1)^{J-M} \sqrt{2K+1} \begin{pmatrix} J & J & K \\ M & -M & 0 \end{pmatrix} \rho_J(M, M), \quad (3)$$

where  $\rho_J(M, M)$  is the population of the substate with magnetic quantum number  $M$ , while  $K = 0, 2, \dots, 2J$  for the Ti I levels (Ti I levels have integer total angular momentum values), and  $K = 0, 2, \dots, 2J - 1$  for the Ca II levels (Ca II levels have half-integer total angular momentum values). Note that  $\rho_0^0(J)$  is proportional to the total population of the  $J$  level under consideration, while  $\rho_0^2(J)$  is the so-called alignment of the level (which quantifies the degree of population imbalances among its magnetic sublevels). Note also that we are safely neglecting the hyperfine structure of the odd isotopes, given that the most abundant isotopes have zero nuclear spin (87% for titanium and practically 100% for calcium).

Both radiative and collisional transitions contribute to the  $\rho_0^K(J)$  values corresponding to each  $J$  level of the assumed atomic model. In the regime of the impact approximation the rate of change of  $\rho_0^K(J)$  can be written as

$$\frac{d}{dt} \rho_0^K(J) = \left[ \frac{d}{dt} \rho_0^K(J) \right]_{\text{rad}} + \left[ \frac{d}{dt} \rho_0^K(J) \right]_{\text{coll}}. \quad (4)$$

The contribution of the radiative rates has been studied in detail elsewhere (e.g., Manso Sainz & Landi Degl'Innocenti 2002; Manso Sainz et al. 2006) so its importance will not be emphasized further here. Adopting the same notation of the monograph

by Landi Degl'Innocenti & Landolfi (2004), we write the contribution of collisional transitions as,

$$\begin{aligned} \left[ \frac{d}{dt} \rho_0^K(\alpha J) \right]_{\text{coll}} = & - \left[ \sum_{\alpha_1 J_1} C_S^{(0)}(\alpha_1 J_1, \alpha J) \right. \\ & + \sum_{\alpha_u J_u} C_I^{(0)}(\alpha_u J_u, \alpha J) + D^{(K)}(\alpha J) \left. \right] \rho_0^K(\alpha J) \quad (5) \\ & + \sum_{\alpha_1 J_1} \sqrt{\frac{2J_1+1}{2J+1}} C_I^{(K)}(\alpha J, \alpha_1 J_1) \rho_0^K(\alpha_1 J_1) \\ & + \sum_{\alpha_u J_u} \sqrt{\frac{2J_u+1}{2J+1}} C_S^{(K)}(\alpha J, \alpha_u J_u) \rho_0^K(\alpha_u J_u), \end{aligned}$$

where  $D^{(K)}(\alpha J)$  (with  $D^{(0)}(\alpha J) = 0$ ) are the rates of elastic collisions that induce transitions between magnetic sublevels belonging to the same  $|\alpha J\rangle$  level,  $C_I^{(K)}(\alpha J, \alpha_1 J_1)$  denote the multipolar components of the inelastic collisional rates that induce transitions between a lower level  $|\alpha_1 J_1 M_1\rangle$  and the level  $|\alpha J M\rangle$ , and  $C_S^{(K)}(\alpha J, \alpha_u J_u)$  are the multipolar components of the superelastic collisional rates that induce transitions between the upper level  $|\alpha_u J_u M_u\rangle$  and the level  $|\alpha J M\rangle$ .

Given that in this paper we are especially interested in the collisional transfer rates between the  $J$ -levels of each individual term, we actually consider that  $\alpha = \alpha_1 = \alpha_u$  in Eq. (5). Collisional transitions between the lower and upper levels of the spectral lines under consideration induced by inelastic collisions with electrons are disregarded here (i.e., we assume that the atomic excitation is dominated by radiative transitions). Therefore, here we are investigating a problem where the radiative transitions between the lower and upper levels of the spectral lines under consideration induce population imbalances among the magnetic sublevels of such levels, which are modified by the presence of isotropic collisions with neutral hydrogen atoms, both by the elastic collisions and by the collisional transfer rates between ‘‘nearby’’  $J$ -levels alone (i.e., between the  $J$ -levels belonging to each spectral term of the multilevel model under consideration).

Note that a different notation is used in the previous papers by Derouich et al. (2004). There the symbol  $D^0(\alpha J \rightarrow \alpha J')$  is used to denote the population transfer rates from  $J$  to  $J'$ , while  $D^K(\alpha J \rightarrow \alpha J')$  refers to the polarization transfer rates. The relationship between the two notations is

$$D^K(\alpha J \rightarrow \alpha J') = \sqrt{\frac{2J+1}{2J'+1}} C^{(K)}(\alpha J', \alpha J). \quad (6)$$

We obtain the  $\rho_0^K(J)$  elements corresponding to each  $J$ -level of the atomic model under consideration by assuming statistical equilibrium; i.e.,  $\left[ \frac{d}{dt} \rho_0^K(\alpha J) \right]_{\text{rad}} + \left[ \frac{d}{dt} \rho_0^K(\alpha J) \right]_{\text{coll}} = 0$ . Since the ensuing algebraic system of equations in the unknowns  $\rho_0^K(J)$  is singular, one of the equations is substituted with the one expressing the conservation of particles, i.e., with  $\sum_J \rho_0^K(J) \sqrt{2J+1} = 1$ . We have carried out this type of calculations imposing the above-mentioned anisotropic illumination conditions for the following cases: (a) neglecting collisions; (b) considering only the elastic collisions; and (c) including also the inelastic and superelastic collisional transfer rates between nearby  $J$  levels (i.e., between those pertaining to the same spectral term).

From the computed  $\rho_0^K(J)$  values, we need to use only the  $K = 0$  and  $K = 2$  components corresponding to the upper and lower levels of the chosen spectral line, since these are the

density matrix elements needed to compute the  $I$  and  $Q$  components of the emission vector and of the propagation matrix, which appear in the Stokes-vector radiative transfer equation (see Eqs. (7.21) in Landi Degl'Innocenti & Landolfi 2004). The emissivity contributions, which are proportional to the density matrix elements of the upper level, are given by

$$\epsilon_I^{\text{line}} = \epsilon_0 \left[ \rho_0^0(J_u) + w_{J_u J_\ell}^{(2)} \frac{1}{2\sqrt{2}} (3\mu^2 - 1) \rho_0^2(J_u) \right], \quad (7)$$

$$\epsilon_Q^{\text{line}} = \epsilon_0 w_{J_u J_\ell}^{(2)} \frac{3}{2\sqrt{2}} (1 - \mu^2) \rho_0^2(J_u), \quad (8)$$

where  $\epsilon_0 = (h\nu/4\pi) A_{ul} \sqrt{2J_u + 1} N$  ( $N$  being the number density of the atoms under consideration), and  $w_{J_u J_\ell}^{(2)}$  is a numerical factor that depends only on the quantum numbers of the levels involved in the transition (e.g., see Table 10.1 in Landi Degl'Innocenti & Landolfi 2004). The absorption and dichroism contributions, which are proportional to the density matrix elements of the lower level, are given by

$$\eta_I^{\text{line}} = \eta_0 \left[ \rho_0^0(J_\ell) + w_{J_\ell J_u}^{(2)} \frac{1}{2\sqrt{2}} (3\mu^2 - 1) \rho_0^2(J_\ell) \right], \quad (9)$$

$$\eta_Q^{\text{line}} = \eta_0 w_{J_\ell J_u}^{(2)} \frac{3}{2\sqrt{2}} (1 - \mu^2) \rho_0^2(J_\ell), \quad (10)$$

where  $\eta_0 = (h\nu/4\pi) B_{lu} \sqrt{2J_\ell + 1} N$ . Note that in the expressions for  $\epsilon_Q$  and  $\eta_Q$  the reference direction for Stokes  $Q$  has been chosen as the perpendicular to the radial direction through the observed point.

As in Manso Sainz & Landi Degl'Innocenti (2002), we calculate the emergent fractional linear polarization in the limit of tangential observation in a plane-parallel atmosphere ( $90^\circ$  scattering geometry). For such a line-of-sight, the solution of the transfer equations for Stokes  $I$  and  $Q$  is

$$\left( \frac{Q}{I} \right)_{\mu \rightarrow 0} = \frac{\epsilon_Q/\epsilon_I - \eta_Q/\eta_I}{1 - (\eta_Q/\eta_I)(\epsilon_Q/\epsilon_I)}, \quad (11)$$

where  $\epsilon_X$  and  $\eta_X$  (with  $X = I$  or  $X = Q$ ) must be evaluated at the surface point of the plane-parallel slab. Actually, given that the solar atmosphere is a weakly anisotropic medium, this expression can be simplified as

$$\left( \frac{Q}{I} \right)_{\mu \rightarrow 0} \approx \epsilon_Q/\epsilon_I - \eta_Q/\eta_I, \quad (12)$$

which clearly shows that the observed scattering polarization in a given spectral line has, in general, two contributions (Trujillo Bueno 1999): one due to the selective emission of polarization components resulting from the polarization of the upper level and an extra one caused by dichroism – that is, by the selective absorption of polarization components resulting from the lower level polarization.

Obviously, when the lower level of the spectral line under consideration is unpolarized, then the only contribution to the emergent fractional linear polarization would be what is caused by the selective emission of the polarization components that result from the population imbalances of the upper-level. Under such circumstances,

$$\left( \frac{Q}{I} \right)_{\mu \rightarrow 0} \approx \epsilon_Q/\epsilon_I \approx \frac{3}{2\sqrt{2}} w_{J_u J_\ell}^{(2)} (1 - \mu^2) \left[ \rho_0^2(J_u)/\rho_0^0(J_u) \right], \quad (13)$$

where the approximate expression applies to the line center of a sufficiently strong spectral line. In Fig. 2 below we show what happens when we make this unpolarized lower-level assumption. In addition, we also show what happens when the lower level is allowed to be polarized. To this end, we only need to solve the statistical equilibrium equations without introducing any collisional depolarization. An important point to remember here is that the presence of lower level atomic polarization may have a significant feedback on the polarization of the upper levels, so that a calculation of the emergent  $Q/I$  neglecting the dichroism contribution (i.e., ignoring the  $\eta_Q/\eta_I$  term of Eq. (12)) will in general give a  $Q/I$  amplitude different to that corresponding to the unpolarized lower level case (Trujillo Bueno 1999, 2001).

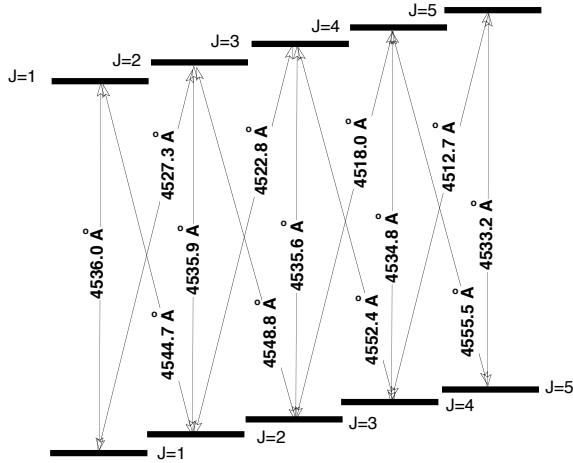
### 3. Application to multiplet 42 of Ti

This section describes the results of our investigation of the influence of elastic, inelastic, and superelastic collisions on the atomic polarization of the lower and upper levels of the 13 lines of multiplet 42 of Ti I and on the amplitudes of the ensuing emergent fractional linear polarization. We begin by considering the sensitivity of the calculated fractional linear polarization to the complexity of the assumed multilevel model, justifying why we end up using a 10-level model with the five  $J$  levels of the lower term  $^3F$  and the five  $J$  levels of the upper term  $^3F^0$  of multiplet 42 of Ti I. We then investigate the sensitivity of the emergent linear polarization to the above-mentioned collisions. Appendix A gives polynomial approximations for calculating the collisional rates for any combination of hydrogen number density and temperature of the solar photospheric plasma. Such collisional rates, which are given here in  $s^{-1}$ , result from the application of the semi-classical theory used by Derouich et al. (2005b).

We have considered two atomic models. The most realistic one (hereafter the full model) is similar to the one used by Manso Sainz & Landi Degl'Innocenti (2002), which has 395  $J$  levels and all the allowed transitions between them. The total number of  $\rho_0^K(J)$  elements necessary to describe the excitation state of the full atomic model is 1564, whose values can be found by solving the above-mentioned statistical equilibrium equations for given illumination conditions (i.e., using the  $J_0^0$  and  $J_0^2$  values computed from the center-to-limb variation of the solar continuum radiation tabulated by Cox (2000) for each allowed radiative transition)<sup>1</sup>. In any case, given the low degree of radiation anisotropy in the solar atmosphere, one can safely solve the statistical equilibrium equations neglecting the  $\rho_0^K(J)$  elements with  $K > 2$  (e.g., Manso Sainz & Landi Degl'Innocenti 2002), thus reducing the number of  $\rho_0^K(J)$  unknowns to 771. For this reason, in the appendices we have given the collisional rates only for  $K = 0$  and  $K = 2$ .

The second multilevel model we used is that shown in Fig. 1, which contains all the lower and upper  $J$  levels of multiplet 42 of Ti I. The number of  $\rho_0^K(J)$  elements necessary to describe the excitation state of this 10 level model atom is 20 when those with  $K > 2$  are neglected. It is important to note that the lower levels of the 13 lines of this multiplet are metastable, so that for a given collisional rate the population imbalances of such long-lived levels are much more vulnerable to collisions than the short-lived upper levels of the spectral lines under consideration.

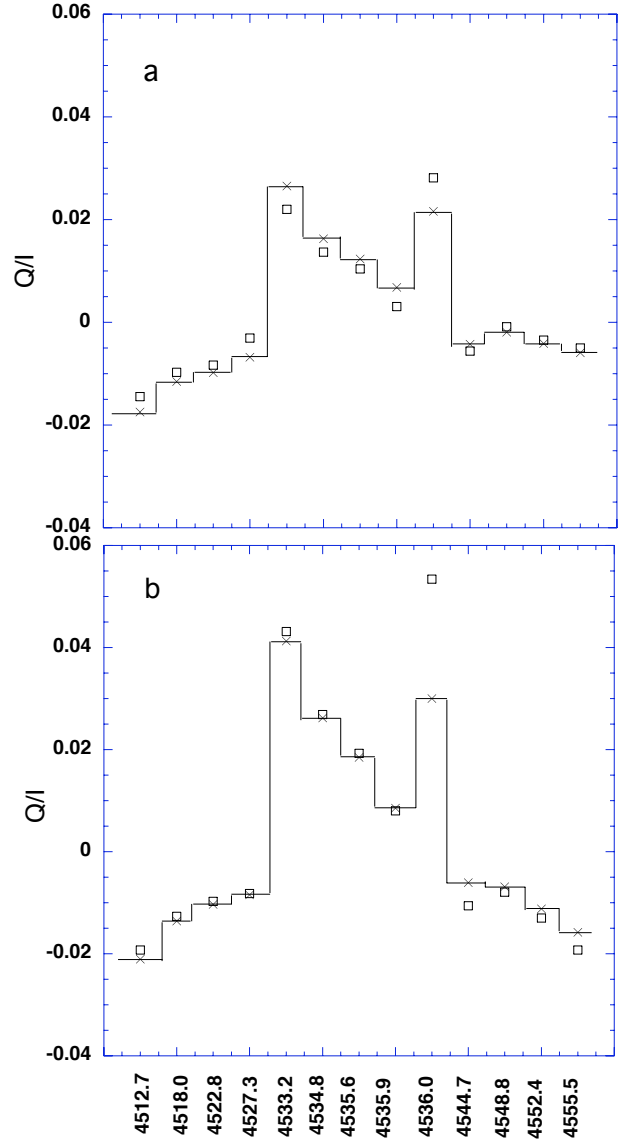
<sup>1</sup> Figure 2 of Manso Sainz & Landi Degl'Innocenti (2002) shows the variation with wavelength of the anisotropy factor,  $w = \sqrt{2}J_0^2/J_0^0$ , and of the number of photons per mode (i.e.,  $\bar{n} = J_0^0(c^2/2h\nu^3)$ ) of the solar continuum radiation.



**Fig. 1.** Grotrian diagram of multiplet 42 of Ti I showing the angular momentum values of the levels of the lower term  $a\ ^5F$  and of those of the upper term  $y\ ^5F^0$ . The wavelengths (in Angstroms units) of the 13 lines of this multiplet are also indicated.

Figure 2 shows the results of calculations with the two multilevel models mentioned above, neglecting the collisional rates (i.e., taking only the radiative transitions into account). The upper panel neglects the dichroism contribution caused by the selective absorption of polarization components (i.e., the emergent polarization amplitudes were obtained by using Eq. (13), which neglects the  $\eta_Q/\eta_I$  term of Eq. (12)). The lower panel was obtained using Eq. (13) instead, so that it takes into account that selective absorption contribution, in addition to the usual one caused by the selective emission of polarization components resulting from the population imbalances of the upper level. As seen in Fig. 2 the 10-level model atom significantly overestimates the fractional linear polarization of the  $\lambda 4536$  line, when the role of collisions is neglected. As pointed out by Manso Sainz et al. (2004), this Ti I line is insensitive to the presence of magnetic fields because the Landé factors of its upper and lower levels are exactly zero. Therefore, it is a very useful reference line whose polarization pattern can be used to investigate the reliability of the thermal and dynamic properties of solar photospheric models (see Shchukina & Trujillo Bueno 2007).

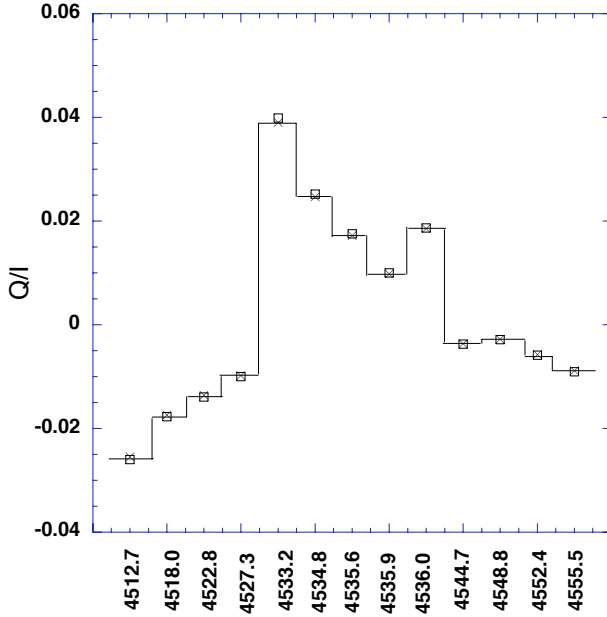
As shown in Fig. 3, when the lower metastable levels are assumed to be completely unpolarized, then the 10 level model atom gives excellent results. Interestingly, as pointed out by Shchukina & Trujillo Bueno (2007), this seems to indeed be the case in the solar atmosphere. In fact, the elastic collisional rates given in Appendix A for the 5 lower levels of multiplet 42 of Ti I are such that  $\delta(J_1) = D^{(2)}(J_1) t_{\text{life}}(J_1) \gg 1$  for each lower-level  $J_1$ , even when using the relatively low hydrogen number densities of the temperature minimum region of standard semi-empirical atmospheric models (i.e.,  $n_H \approx 2 \times 10^{15} \text{ cm}^{-3}$ ). For example,  $1/t_{\text{life}}(J_1) \sim B_{\text{lu}} J_0^0 \sim B_{\text{lu}} B_V(T)/2 \sim 1.7 \times 10^5 \text{ s}^{-1}$  (when using  $\lambda = 4536 \text{ \AA}$  and  $T = 5800 \text{ K}$ ). On the other hand,  $D^{(2)}(J_1) \sim 8 \times 10^{-9} n_H$  (see Appendix A). Therefore,  $\delta(J_1) \sim 1$  for  $n_H \approx 2 \times 10^{13} \text{ cm}^{-3}$ , while  $\delta(J_1) \sim 10^2$  in the denser solar atmospheric region where the line-center polarization of such Ti I lines originates. Accordingly, from now on we will use the above-mentioned 10 level model atom without lower-level polarization to investigate the impact of collisions on the population imbalances of the 5 upper levels of Fig. 1 and on the emergent linear polarization in the ensuing 13 lines. Finally, it is also of interest to note the differences between the polarization amplitudes shown in Figs. 2a, 2b, and 3. In order to understand why



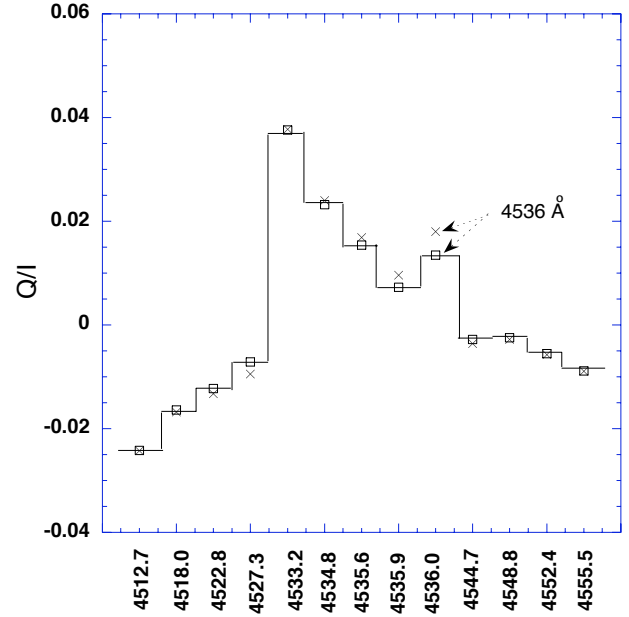
**Fig. 2.** Emergent fractional linear polarization amplitudes,  $Q/I$ , for each of the 13 lines of multiplet 42 of Ti I indicated in Fig. 1.  $\square$ : 10 levels model.  $\times$ : full multilevel model. Collisions are not taken into account. Panel **a**) shows the emergent fractional polarizations if dichroism is neglected (i.e., using Eq. (13)). Panel **b**) shows the emergent fractional polarizations if dichroism is taken into account, in addition to the standard contribution of selective emission of polarization components (i.e., using Eq. (12)). Note that in panel **b**) the polarization amplitudes corresponding to the calculation performed using the full multilevel model agree with those shown by Manso Sainz et al. (2004) in their Fig. 2b.

they are different, it suffices to take into account what we have mentioned in the last paragraph of Sect. 2.

In order to investigate the impact of the collisional rates on the emergent fractional linear polarization amplitudes we proceeded as follows. For each spectral line we use the hydrogen number density and the kinetic temperature values corresponding to the height  $h$  in the quiet Sun photospheric reference model of Maltby et al. (1986) where the line-center optical depth is unity for a simulated observation along a line-of-sight specified by  $\mu = 0.1$  (with  $\mu$  the cosine of the heliocentric angle). Such heights  $h$  for each line of multiplet 42 of Ti I are given in Fig. 5 of Trujillo Bueno et al. (2006), where it is shown that they are contained in the range between 400 and 550 km. For example,



**Fig. 3.** Emergent fractional linear polarization amplitudes,  $Q/I$ , for each of the 13 lines of multiplet 42 of Ti I indicated in Fig. 1. □: 10 levels model. ×: full atomic model. The atomic polarization of all (long-lived) lower levels is assumed to be zero. The influence of collisions on the population imbalances of the upper levels is not taken into account.



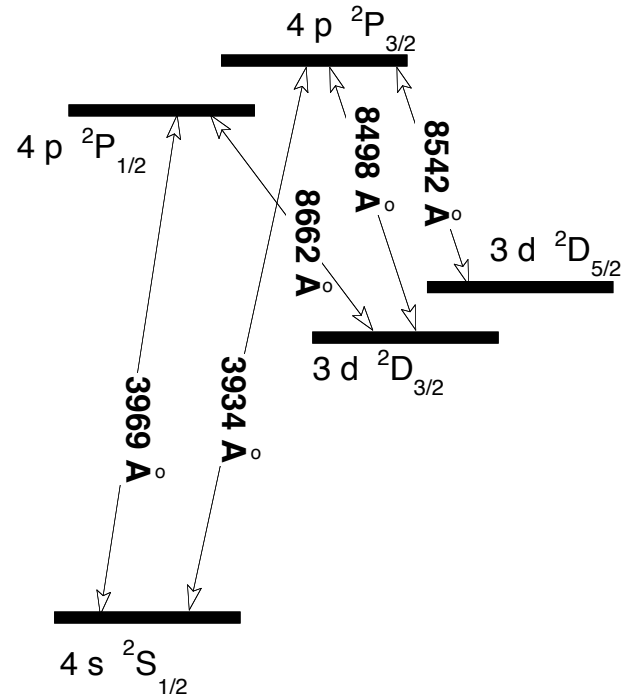
**Fig. 4.** Emergent fractional linear polarization amplitudes,  $Q/I$ , for each of the 13 lines of multiplet 42 of Ti I using the 10 levels model atom shown in Fig. 1 without lower-level polarization. ×:  $Q/I$  amplitudes taking into account only  $D^{(2)}(J)$ . □:  $Q/I$  values using all collisional rates:  $D^{(2)}(J)$ ,  $C^{(0)}(\alpha J', \alpha J)$  and  $C^{(2)}(\alpha J, \alpha J')$ .

$h \approx 450$  km for the  $\lambda 4536$  line (Shchukina & Trujillo Bueno 2007).

Figure 4 shows the calculated fractional polarization amplitudes in the presence of collisions. Collisional transfer (i.e., the  $C^{(0)}(\alpha J', \alpha J)$  and  $C^{(2)}(\alpha J, \alpha J')$  rates) have a small influence on the upper levels of all the lines of the titanium multiplet under consideration, while these rates have a noticeable depolarizing impact on a few of them, i.e., mainly on the upper levels with  $J_u = 1$  and  $J_u = 2$ . This is because the population transfer rate between the  $J_u = 1$  and  $J_u = 2$  levels is substantially higher than the rest of the collisional transfer rates (see Appendix A.4). As seen in Fig. 4, the observable effect of such an atomic level depolarization is mainly seen in the  $\lambda 4536$  line (i.e., that of Fig. 1 with  $J_u = J_1 = 1$ ), in spite of the fact that the  $\lambda 4544.7$  line (i.e., that with  $J_u = 1$  and  $J_1 = 2$ ) has the same upper level. We find that

$$\frac{(Q/I)_{\text{all collisional rates}}}{(Q/I)_{\text{only the collisional elastic rates}}} = 0.75, \quad (14)$$

for the  $\lambda 4536$  line and 0.66 for the  $\lambda 4544.7$  line. In Fig. 4 this is only noticed in the  $Q/I$  of the  $\lambda 4536$  line. The reason for this behavior can be easily understood through Eq. (13), which implies that  $\Delta(Q/I) \approx (3/2\sqrt{2})w_{J_u J_1}^{(2)}\Delta[\rho_0^2(J_u)/\rho_0^0(J_u)]$ , with  $w_{11}^{(2)} = -0.5$  for the  $\lambda 4536$  line and  $w_{12}^{(2)} = 0.1$  for the  $\lambda 4544.7$  line. Our conclusion is that the collisional transfer rates among the upper  $J$  levels of multiplet 42 of Ti I have a rather small but noticeable depolarizing impact on the emergent fractional linear polarization of the  $\lambda 4536$  line. As mentioned above, this is a truly remarkable spectral line because its polarization turns out to be virtually insensitive to the presence of magnetic fields (see Fig. 2 of Manso Sainz et al. 2004). We checked that the alignment transfer rates among the upper levels of the multiplet do not change this conclusion (see, e.g., Fig. 4).



**Fig. 5.** Grotrian diagram of Ca II showing the upper and lower  $J$ -levels of the H and K lines and of the IR triplet.

#### 4. Application to Ca II

This section describes the results of our investigation of the influence of collisions on the atomic polarization of the levels for the Ca II model of Fig. 5. In addition to the elastic collisions, we also take into account the collisional transfer rates between the two  $J$  levels of the term  $^2P$  (the upper levels of the H and K lines) and between those belonging to the term  $^2D$  (the lower levels of the Ca II IR triplet). In contrast to the lower levels of



**Table 1.** Some of the values used in the Ca II calculations.

line	$H$	$K$	8498	8542	8662
$h$ (km)	2040	2000	1200	1460	1380
$n_H$ (cm $^{-3}$ )	$1.4 \times 10^{11}$	$1.7 \times 10^{11}$	$7.6 \times 10^{12}$	$1.7 \times 10^{12}$	$2.5 \times 10^{12}$
$T$ (K)	8780	8550	6475	6930	6800
$\bar{n}$	$0.12 \times 10^{-3}$	$0.13 \times 10^{-3}$	$13 \times 10^{-3}$	$8.7 \times 10^{-3}$	$9.1 \times 10^{-3}$
$w$	0.031	0.031	0.012	0.028	0.036

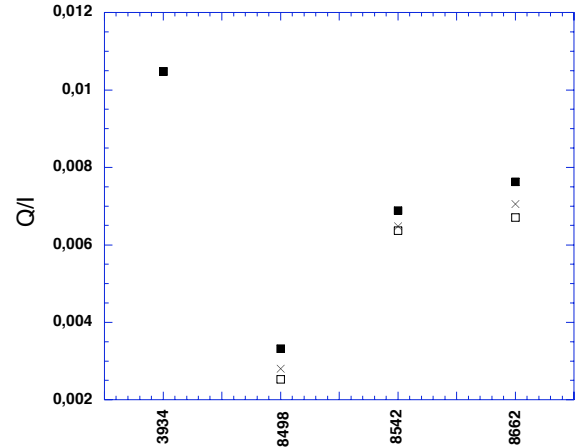
multiplet 42 of Ti I, the two metastable levels of the Ca II IR triplet (i.e., the  $^2D$  levels with  $J = 3/2$  and  $J = 5/2$ ) are polarized. This was demonstrated by Manso Sainz & Trujillo Bueno (2003), who solved the full radiative transfer problem for the multilevel model atom of Fig. 5 in a semi-empirical model of the solar atmosphere and taking into account elastic, inelastic, and superelastic collisions with the ensuing rates calculated following Shine & Linsky (1974) for the inelastic and superelastic rates and Lamb & ter Haar (1971) for the elastic rates. Appendix B gives the collisional rates obtained by Derouich et al. (2004), but using instead the notation adopted in the present paper. Such rates were obtained via the application of the semi-classical theory of collisions.

In order to investigate the impact of collisions on the Ca II lines, we applied the following strategy, which relies on the results that Manso Sainz & Trujillo Bueno (2003) obtained through detailed multilevel radiative transfer calculations in a semi-empirical atmospheric model similar to that of Fontenla et al. (1993). For each spectral line indicated in Fig. 5, Table 1 gives the total hydrogen number density, the kinetic temperature,  $\bar{n}$  (i.e., the number of photons per mode of the radiation field), and  $w = \sqrt{2}J_0^2/J_0^0$  (i.e., the anisotropy factor) at the atmospheric height in the plane-parallel semi-empirical model where the line-center optical depth is unity for a simulated observation at  $\mu = 0.1$ . We performed four multilevel calculations in order to compute the emergent  $Q/I$  in each of the four spectral lines that can in principle be polarized<sup>2</sup>. For example, for the  $\lambda 8542$  line we solved the statistical equilibrium equations for the 5-level model atom of Fig. 5 using the  $n_H$ ,  $T$ ,  $\bar{n}$ , and  $w$  values corresponding to the height  $h = 1460$  km. These values at  $h = 1460$  km are given in Table 1 for the  $\lambda 8542$  line, but we have also used the  $\bar{n}$  and  $w$  values corresponding to each of the remaining line transitions at the very same height. The resulting  $\rho_0^2$  values corresponding to the lower and upper levels of the  $\lambda 8542$  line were then used to compute  $Q/I$  according to Eq. (12). A similar calculation was performed for each of the three other lines that can be polarized by scattering processes (i.e., the K line, the  $\lambda 8498$  Å line, or the  $\lambda 8662$  Å line), but solving the statistical equilibrium equations using for each of the line transitions of Fig. 5 the  $n_H$ ,  $T$ ,  $\bar{n}$ , and  $w$  values corresponding to the atmospheric height  $h$  where the line-center optical depth along  $\mu = 0.1$  is unity for the particular spectral line under consideration.

The results are shown in Fig. 6 for the collisionless case, for the case in which only elastic collisions are taken into account, and for the most general situation in which the collisional transfer rates are also considered. As seen in the figure, the collisional transfer rates play only a minor role in the scattering polarization of the Ca II IR triplet, while they are completely insignificant for the K line at 3934 Å.

Finally, we would like to comment briefly on an interesting point about the K-line polarization. It is commonly believed that

<sup>2</sup> Note that there can be no scattering polarization in the H line because its lower and upper levels cannot be aligned.



**Fig. 6.** Emergent fractional linear polarization amplitudes,  $Q/I$ , for the K line and for the IR triplet of Ca II. The calculations have been performed using the multilevel model of Fig. 5, and following the strategy indicated in the text. ■:  $Q/I$  values in the absence of collisions. ×:  $Q/I$  amplitudes taking into account only  $D^{(2)}(J)$ . □:  $Q/I$  values calculated using all collisional rates:  $D^{(2)}(J)$ ,  $C^{(0)}(\alpha J', \alpha J)$  and  $C^{(2)}(\alpha J, \alpha J')$ .

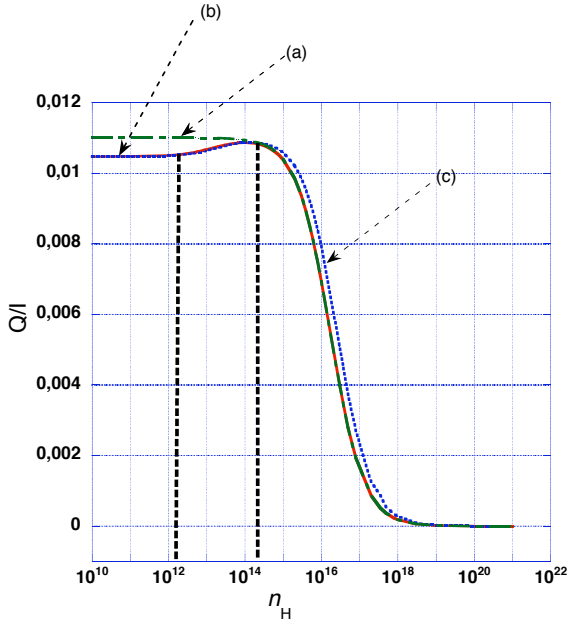
isotropic collisions always play a depolarizing role. However, when the lower levels of the line transitions under consideration are polarized, we may find circumstances where isotropic collisions increase the emergent polarization amplitudes. This was first pointed out by Trujillo Bueno & Landi Degl'Innocenti (1997) for the two-level atom case with lower-level polarization, but other authors have supported this conclusion through their calculations for more realistic model atoms (e.g., Manso Sainz & Landi Degl'Innocenti 2002; Klement & Stenflo 2003).

Here we show that there is a range of values of the hydrogen number density for which we have collisional enhancement of the emergent fractional linear polarization in the K line of Ca II. As seen in Fig. 7, the  $n_H$  values for which this is possible are higher than those encountered in the region of the solar chromosphere where the K line-core polarization originates, so that collisions with neutral hydrogen atoms can indeed be neglected when modeling the K-line polarization. In any case, it is important to keep in mind that this possibility exists for some spectral lines of the solar spectrum.

## 5. Concluding comments

The collisional rates given in the appendices resulted from the application of the semi-classical theory of collisions. From comparisons with the published results obtained through quantum chemistry methods, we estimate that any possible error in our collisional rates for Ca II is smaller than 10%. Unfortunately, there are neither experimental nor quantum chemistry depolarization and collisional transfer rates for Ti I with which to compare. The only thing we can say at this stage is that the semi-classical theory of collisions applied to the levels of multiplet 42 of Ti I is expected to give fairly accurate results for the intermediate interatomic distances, which are the ones playing the key role in the calculation of the collisional rates (see Fig. 6 of Derouich et al. 2003, 2005a).

We confirm that elastic collisions with neutral hydrogen atoms in the solar atmosphere destroy the atomic polarization of the (metastable) lower levels of multiplet 42 of Ti I. This is important because, without lower-level polarization, a 10-level model atom is sufficient for modeling the scattering polarization of the 13 lines of such a multiplet via radiative transfer



**Fig. 7.** Emergent fractional linear polarization amplitude of the Ca II K line as a function of the neutral hydrogen density. (a) Dot-dashed line:  $Q/I$  values calculated assuming that the metastable levels  $^2D_{3/2}$  and  $^2D_{5/2}$  are completely unpolarized. (b) Solid line:  $Q/I$  amplitudes calculated using all collisional rates, taking the polarization of such metastable levels into account:  $D^{(2)}(J)$ ,  $C^{(0)}(\alpha J', \alpha J)$ , and  $C^{(2)}(\alpha J, \alpha J')$ . (c) Dotted line: same as in (b) but taking only  $D^{(2)}(J)$  into account. The dashed vertical lines, between  $n_H \approx 2 \times 10^{12} \text{ cm}^{-3}$  and  $n_H \approx 2 \times 10^{14} \text{ cm}^{-3}$ , represent the collisional regime where the scattering polarization in the K line increases with the hydrogen number density.

calculations in 3D models of the solar atmosphere, as done by Shchukina & Trujillo Bueno (2007). On the other hand, elastic collisions have a rather small depolarizing effect on the (metastable) lower levels of the Ca II IR triplet and a negligible impact on the atomic polarization of the K line at 3934 Å.

We have also shown that the collisional transfer rates have an unnoticeable impact on the emergent fractional linear polarization for most of the lines of multiplet 42 of Ti I. However for the interesting  $\lambda 4536$  line of Ti I, it is easy to detect a 25% reduction in the emergent polarization amplitude. This is important because such a line is insensitive to the presence of magnetic fields, which implies that we can use its scattering polarization pattern for investigating the reliability of 3D (magneto)-hydrodynamical models of the solar photosphere.

Collisional transfer rates might be truly important for other atomic or molecular lines with closer  $J$ -levels (e.g., hyperfine structured multiplets and/or rovibrational levels of diatomic

molecules). In fact, there are both theoretical and empirical indications that they could be significant for molecules like SiO (Derouich 2006) and MgH (Trujillo Bueno et al. 2006). Therefore, future theoretical and experimental research in this direction will be worthwhile.

*Acknowledgements.* We thank Nataliya Shchukina for valuable discussions. We would also like to thank Andrés Asensio Ramos for helping us to carry out the multilevel calculations presented in this paper more efficiently. Partial support by the Spanish Ministerio de Educación y Ciencia through project AYA2004-05792 and by the European Solar Magnetism Network is gratefully acknowledged.

## References

- Cox, A. N. 2000, *Allen's Astrophysical Quantities*, 4th Ed. (New York: Springer Verlag and AIP Press)
- Derouich, M. 2006, *A&A*, 449, 1
- Derouich, M., Sahal-Bréchet, S., Barklem, P. S., & O'Mara, B. J. 2003, *A&A*, 404, 763
- Derouich, M., Sahal-Bréchet, S., & Barklem, P. S. 2004, *A&A*, 426, 707
- Derouich, M., Sahal-Bréchet, S., & Barklem, P. S. 2005a, *A&A*, 434, 779
- Derouich, M., Barklem, P. S., & Sahal-Bréchet, S. 2005b, *A&A*, 441, 395
- Fontenla, J. M., Avrett, E. H., & Loeser, R. 1993, *ApJ*, 406, 319
- Holzreuter, R., Fluri, D. M., & Stenflo, J. O. 2006, *A&A*, 449, L41
- Klement, J., & Stenflo, J. O. 2003, in *Solar Polarization 3*, ed. J. Trujillo Bueno, & J. Sánchez Almeida, *ASP Conf. Ser.*, 307, 278
- Lamb, F. K., & Ter Haar, D. 1971, *Phys. Rep.*, 2, 253
- Landi Degl'Innocenti, E., & Landolfi, M. 2004, *Polarization in Spectral Lines* (Dordrecht: Kluwer)
- Maltby, P., Avrett, E. H., Carlsson, M., et al. 1986, *ApJ*, 306, 284
- Manso Sainz, R., & Trujillo Bueno, J. 2001, in *Advanced Solar Polarimetry: Theory, Observation and Instrumentation*, ed. M. Sigwarth, *ASP Conf. Ser.*, 236, 213
- Manso Sainz, R., & Landi Degl'Innocenti, E. 2002, *A&A*, 394, 1093
- Manso Sainz, R., & Trujillo Bueno, J. 2003, *Phys. Rev. Lett.*, 91, 11
- Manso Sainz, R., & Trujillo Bueno, J. 2007, in *The Physics of Chromospheric Plasmas*, ed. P. Heinzel, I. Dorotović, & R. J. Rutten, *ASP Conf. Ser.*, in press
- Manso Sainz, R., Landi Degl'Innocenti, E., & Trujillo Bueno, J. 2004, *ApJ*, 614, L89
- Manso Sainz, R., Landi Degl'Innocenti, E., & Trujillo Bueno, J. 2006, *A&A*, 447, 1125
- Shine, R. A., & Linsky, J. L. 1974, *Sol. Phys.*, 39, 49
- Shchukina, N., & Trujillo Bueno, J. 2007, *ApJ*, in preparation
- Stenflo, J. O. 2003, in *Solar Polarization 3*, ed. J. Trujillo Bueno, & J. Sánchez Almeida, *ASP Conf. Ser.*, 307, 385
- Stenflo, J. O. 2004, *Nature*, 430, 304
- Trujillo Bueno, J. 1999, in *Solar Polarization*, ed. K. N. Nagendra, & J. O. Stenflo (Kluwer Academic Publishers), 73
- Trujillo Bueno, J. 2001, in *Advanced Solar Polarimetry: Theory, Observation and Instrumentation*, ed. M. Sigwarth, *ASP Conf. Ser.*, 236, 161
- Trujillo Bueno, J. 2003, in *Solar Polarization 3*, ed. J. Trujillo Bueno, & J. Sánchez Almeida, *ASP Conf. Ser.*, 307, 407
- Trujillo Bueno, J., & Landi Degl'Innocenti, E. 1997, *ApJ*, 482, L183
- Trujillo Bueno, J., & Manso Sainz, R. 2002, *Il Nuovo Cimento*, 25(5–6), 783
- Trujillo Bueno, J., Shchukina, N., & Asensio Ramos, A. 2004, *Nature*, 430, 326
- Trujillo Bueno, J., Asensio Ramos, A., & Shchukina, N. 2006, in *Solar Polarization 4*, ed. R. Casini, & B. W. Lites B., *ASP Conf. Ser.*, 358, 269



# Online Material

## Appendix A: Multiplet 42 of neutral titanium

In what follows, only the elastic and inelastic collisional rates (in  $\text{s}^{-1}$ ) are given as function of neutral hydrogen number density  $n_{\text{H}}$  (in  $\text{cm}^{-3}$ ) and kinetic temperature  $T$  (in Kelvins). However, it is straightforward to retrieve the values of the superelastic collisional rates  $C_{\text{S}}^{(K)}(\alpha_1 J_1, \alpha_u J_u)$  by applying the relation

$$C_{\text{S}}^{(K)}(\alpha_1 J_1, \alpha_u J_u) = \frac{2J_1 + 1}{2J_u + 1} \exp \frac{E_{\alpha_u J_u} - E_{\alpha_1 J_1}}{k_B T} C_I^{(K)}(\alpha_u J_u, \alpha_1 J_1),$$

with  $E_{\alpha J}$  being the energy of the level ( $\alpha J$ ) and  $k_B$  the Boltzmann constant.

To simplify the notation we omit writing  $\alpha$  in the collisional rate symbol. Note that  $C_I^{(K)}(J, J_1)$  denotes the multipolar component of the inelastic collisional rates that induce transitions between a lower level  $|J_1 M_1\rangle$  and the level  $|JM\rangle$  (both belonging to the same spectral term). Note that the largest population transfer rate is obtained for the lowest  $J_1$  value and that the semi-classical theory gives zero collisional transfer rates for  $\Delta J = J - J_1 > 2$ . With obvious notation, these are the collisional rates for the Ti I levels of Fig. 1:

### A.1. Elastic collisional rates: lower levels

$$D^{(2)}(1) = 8.69 \times 10^{-9} n_{\text{H}} \left( \frac{T}{5000} \right)^{0.42} \text{s}^{-1}$$

$$D^{(2)}(2) = 8.35 \times 10^{-9} n_{\text{H}} \left( \frac{T}{5000} \right)^{0.42} \text{s}^{-1}$$

$$D^{(2)}(3) = 8.19 \times 10^{-9} n_{\text{H}} \left( \frac{T}{5000} \right)^{0.41} \text{s}^{-1}$$

$$D^{(2)}(4) = 7.35 \times 10^{-9} n_{\text{H}} \left( \frac{T}{5000} \right)^{0.42} \text{s}^{-1}$$

$$D^{(2)}(5) = 7.46 \times 10^{-9} n_{\text{H}} \left( \frac{T}{5000} \right)^{0.41} \text{s}^{-1}.$$

### A.2. Population and alignment transfer rates: lower levels

$$C_I^{(0)}(2, 1) = 11.04 \times 10^{-9} n_{\text{H}} \left( \frac{T}{5000} \right)^{0.42} \text{s}^{-1}$$

$$C_I^{(2)}(2, 1) = 3.22 \times 10^{-9} n_{\text{H}} \left( \frac{T}{5000} \right)^{0.44} \text{s}^{-1}$$

$$C_I^{(0)}(3, 1) = 5.31 \times 10^{-9} n_{\text{H}} \left( \frac{T}{5000} \right)^{0.41} \text{s}^{-1}$$

$$C_I^{(2)}(3, 1) = 4.37 \times 10^{-9} n_{\text{H}} \left( \frac{T}{5000} \right)^{0.47} \text{s}^{-1}$$

$$C_I^{(0)}(3, 2) = 3.05 \times 10^{-9} n_{\text{H}} \left( \frac{T}{5000} \right)^{0.40} \text{s}^{-1}$$

$$C_I^{(2)}(3, 2) = 2.01 \times 10^{-9} n_{\text{H}} \left( \frac{T}{5000} \right)^{0.46} \text{s}^{-1}$$

$$C_I^{(0)}(4, 2) = 2.91 \times 10^{-9} n_{\text{H}} \left( \frac{T}{5000} \right)^{0.42} \text{s}^{-1}$$

$$C_I^{(2)}(4, 2) = 2.77 \times 10^{-9} n_{\text{H}} \left( \frac{T}{5000} \right)^{0.45} \text{s}^{-1}$$

$$C_I^{(0)}(4, 3) = 3.02 \times 10^{-9} n_{\text{H}} \left( \frac{T}{5000} \right)^{0.42} \text{s}^{-1}$$

$$C_I^{(2)}(4, 3) = 2.99 \times 10^{-9} n_{\text{H}} \left( \frac{T}{5000} \right)^{0.43} \text{s}^{-1}$$

$$C_I^{(0)}(5, 3) = 2.95 \times 10^{-9} n_{\text{H}} \left( \frac{T}{5000} \right)^{0.42} \text{s}^{-1}$$

$$C_I^{(2)}(5, 3) = 2.88 \times 10^{-9} n_{\text{H}} \left( \frac{T}{5000} \right)^{0.44} \text{s}^{-1}$$

$$C_I^{(0)}(5, 4) = 3.33 \times 10^{-9} n_{\text{H}} \left( \frac{T}{5000} \right)^{0.42} \text{s}^{-1}$$

$$C_I^{(2)}(5, 4) = 3.12 \times 10^{-9} n_{\text{H}} \left( \frac{T}{5000} \right)^{0.41} \text{s}^{-1}.$$

### A.3. Elastic collisional rates: upper levels

$$D^{(2)}(1) = 1.21 \times 10^{-9} n_{\text{H}} \left( \frac{T}{5000} \right)^{0.44} \text{s}^{-1}$$

$$D^{(2)}(2) = 1.00 \times 10^{-9} n_{\text{H}} \left( \frac{T}{5000} \right)^{0.45} \text{s}^{-1}$$

$$D^{(2)}(3) = 0.81 \times 10^{-9} n_{\text{H}} \left( \frac{T}{5000} \right)^{0.47} \text{s}^{-1}$$

$$D^{(2)}(4) = 0.93 \times 10^{-9} n_{\text{H}} \left( \frac{T}{5000} \right)^{0.46} \text{s}^{-1}$$

$$D^{(2)}(5) = 1.11 \times 10^{-9} n_{\text{H}} \left( \frac{T}{5000} \right)^{0.44} \text{s}^{-1}.$$

### A.4. Population and alignment transfer rates: upper levels

$$C_I^{(0)}(2, 1) = 8.54 \times 10^{-9} n_{\text{H}} \left( \frac{T}{5000} \right)^{0.38} \text{s}^{-1}$$

$$C_I^{(2)}(2, 1) = 0.54 \times 10^{-9} n_{\text{H}} \left( \frac{T}{5000} \right)^{0.57} \text{s}^{-1}$$

$$C_I^{(0)}(3, 1) = 1.51 \times 10^{-9} n_{\text{H}} \left( \frac{T}{5000} \right)^{0.46} \text{s}^{-1}$$

$$C_I^{(2)}(3, 1) = 1.37 \times 10^{-9} n_{\text{H}} \left( \frac{T}{5000} \right)^{0.48} \text{s}^{-1}$$

$$C_I^{(0)}(3, 2) = 1.90 \times 10^{-9} n_{\text{H}} \left( \frac{T}{5000} \right)^{0.42} \text{s}^{-1}$$

$$C_I^{(2)}(3, 2) = 0.65 \times 10^{-9} n_{\text{H}} \left( \frac{T}{5000} \right)^{0.53} \text{s}^{-1}$$

$$C_I^{(0)}(4, 2) = 1.16 \times 10^{-9} n_{\text{H}} \left( \frac{T}{5000} \right)^{0.47} \text{s}^{-1}$$

$$C_I^{(2)}(4, 2) = 1.15 \times 10^{-9} n_{\text{H}} \left( \frac{T}{5000} \right)^{0.47} \text{s}^{-1}$$

$$C_I^{(0)}(4, 3) = 1.72 \times 10^{-9} n_{\text{H}} \left( \frac{T}{5000} \right)^{0.42} \text{s}^{-1}$$

$$C_I^{(2)}(4, 3) = 0.99 \times 10^{-9} n_{\text{H}} \left( \frac{T}{5000} \right)^{0.47} \text{s}^{-1}$$

$$C_I^{(0)}(5, 3) = 0.93 \times 10^{-9} n_{\text{H}} \left( \frac{T}{5000} \right)^{0.49} \text{s}^{-1}$$

$$C_I^{(2)}(5, 3) = 0.94 \times 10^{-9} n_{\text{H}} \left( \frac{T}{5000} \right)^{0.48} \text{s}^{-1}$$

$$C_I^{(0)}(5, 4) = 1.40 \times 10^{-9} n_{\text{H}} \left( \frac{T}{5000} \right)^{0.43} \text{s}^{-1}$$

$$C_I^{(2)}(5, 4) = 1.02 \times 10^{-9} n_{\text{H}} \left( \frac{T}{5000} \right)^{0.46} \text{s}^{-1}.$$

## Appendix B: Ionized calcium

With obvious notation, these are the collisional rates for the Ca II levels of Fig. 5:

### B.1. Elastic collisional rates

$$\begin{aligned}
 D^{(2)}(P_{3/2}) &= 5.20 \times 10^{-9} n_{\text{H}} \left( \frac{T}{5000} \right)^{0.41} \text{ s}^{-1} \\
 D^{(2)}(D_{3/2}) &= 1.99 \times 10^{-9} n_{\text{H}} \left( \frac{T}{5000} \right)^{0.40} \text{ s}^{-1} \\
 D^{(2)}(D_{5/2}) &= 2.11 \times 10^{-9} n_{\text{H}} \left( \frac{T}{5000} \right)^{0.38} \text{ s}^{-1}.
 \end{aligned} \tag{B.1}$$

### B.2. Population and alignment transfer rates

$$\begin{aligned}
 C_I^{(0)}(P_{3/2}, P_{1/2}) &= 5.70 \times 10^{-9} n_{\text{H}} \left( \frac{T}{5000} \right)^{0.41} \text{ s}^{-1} \\
 C_I^{(0)}(D_{5/2}, D_{3/2}) &= 2.21 \times 10^{-9} n_{\text{H}} \left( \frac{T}{5000} \right)^{0.39} \text{ s}^{-1} \\
 C_I^{(2)}(D_{5/2}, D_{3/2}) &= 1.06 \times 10^{-9} n_{\text{H}} \left( \frac{T}{5000} \right)^{0.49} \text{ s}^{-1}.
 \end{aligned}$$