

Collisional depolarization and transfer rates of spectral lines by atomic hydrogen

IV. Application to ionised atoms

M. Derouich¹, S. Sahal-Bréchet¹, and P. S. Barklem²

¹ Observatoire de Paris-Meudon, LERMA UMR CNRS 8112, 5, Place Jules Janssen, 92195 Meudon Cedex, France

² Department of Astronomy and Space Physics, Uppsala University, Box 515, 75120 Uppsala, Sweden
e-mail: Moncef.Derouich@obspm.fr

Received 9 February 2004 / Accepted 29 June 2004

Abstract. The semi-classical theory of collisional depolarization of spectral lines that we have applied to neutral atoms in previous papers is extended to spectral lines of singly ionised atoms. In order to validate our general theory, we compare our results to quantum chemistry calculations obtained for the particular cases of the $3d\ ^2D$ and $4p\ ^2P$ states of the CaII ion. As a demonstration of the universality of our theory and the easiness of its application, we calculate depolarization and polarization transfer rates for the $5p\ ^2P$ state of the SrII ion. Analytical expressions of all rates as a function of local temperature are given. Our results for the CaII ion are compared to recent quantum chemistry calculations. A discussion of our results is presented.

Key words. Sun: atmosphere – atomic processes – line: formation – polarization

1. Introduction

Observations of the linearly polarized radiation at the limb of the Sun (known as the “second solar spectrum”), which is formed by coherent scattering processes, show rich structures (Stenflo & Keller 1997; Stenflo et al. 2000; Trujillo Bueno et al. 2001; Bommier & Molodij 2002). The linear polarization observations reported in the atlas recently published by Gandorfer (2000, 2002) show significant polarization peaks in many spectral lines of ions, e.g. NdII 5249 Å, EuII 4129 Å, CeII 4062 Å, CeII 4083 Å, Ba II D2 4554 Å, ZrII 5350 Å, etc. Several surveys of the scattering polarization throughout the solar spectrum (Stenflo et al. 1980, 1983a,b; see also the Q/I observations of Stenflo et al. 2000 and the full Stokes-vector observations of Dittmann et al. 2001) have shown that ionised lines such as SrII 4078 Å and the IR triplet of CaII are two of the more strongly polarized. The interpretation of these observations requires the solution of the coupling between the polarized radiative transfer equations (RTE) and the statistical equilibrium equations (SEE) taking into account the contributions of isotropic depolarizing collisions with neutral hydrogen. Depolarization and polarization transfer rates are currently available for ionised calcium levels, which have been obtained through sophisticated quantum chemistry methods which are accurate but cumbersome. Indeed, it is very difficult and sometimes not accurate to treat collision processes, involving heavy ionised atoms like Ti II, Ce II, Fe II, Cr II, Ba II..., by standard quantum chemistry methods. It would be useful to develop

alternative methods capable of giving results for many levels of ionised atoms rapidly and with reasonable accuracy.

The aim of this paper is to extend the semi-classical theory of collisional depolarization of spectral lines of neutral atoms by atomic hydrogen given in previous papers of this series (Derouich et al. 2003a,b; Derouich et al. 2004; hereafter Papers I, II and III respectively) to spectral lines of ions. This paper outlines the necessary adjustments to the theory presented in Papers I, II and III for extension to spectral lines of ions.

A great advantage of our theory is that it is not specific for a given perturbed ion, and may be easily applied to any singly ionised species. In order to validate this theory, we have compared our results to quantum chemistry calculations when possible. For this purpose, our results are presented and compared with those obtained in the case of CaII levels by the quantum chemistry method (Kerkeni et al. 2003). We also compare the results to the depolarization rates computed with the Van der Waals potential. Indeed, we have applied our method to calculate depolarization and polarization transfer rates for the upper state $5p\ ^2P$ of the SrII 4078 Å line.

The main feature of the technique is the use of perturbation theory in calculating the interatomic potentials. A key parameter in this theory is E_p which approximates the energy denominator in the second-order interaction terms by an average value (Paper I and ABO papers: Anstee 1992; Anstee & O’Mara 1991, 1995; Barklem 1998; Barklem & O’Mara 1997;

Barklem et al. 1998). A discussion of the effect of E_p variation on depolarization rates is presented. Finally, we show that the present semi-classical method gives results in agreement with accurate but time consuming quantum chemistry calculations to better than 15% for the CaII ion ($T = 5000$ K). Using our method it should now be possible to rapidly obtain the data needed to interpret quantitatively the Stokes parameters of the observed lines.

2. Statement of the problem

Under typical conditions of formation of observed lines in the solar atmosphere, the atomic system (atom, ion or molecule) suffers isotropic collisions with hydrogen atoms of the medium before it radiates. The states of the bath of hydrogen atoms are unperturbed. In the tensorial formulation (Fano & Racah 1959; Messiah 1961; Fano 1963), the internal states of the perturbed particles (here these particles are singly ionised atoms) are described by the spherical tensor components $^{nlJ}\rho_q^k$ of the density matrix. Owing to the isotropy of the depolarizing collisions, the depolarization rates, polarization and population transfer rates are q -independent. The term corresponding to the depolarizing collisions in the master equation is given by

$$\left(\frac{d}{dt} {}^{nlJ}\rho_0^k \right)_{\text{coll}} = -D^k(nlJ, T) {}^{nlJ}\rho_0^k - {}^{nlJ}\rho_0^k \sum_{J' \neq J} \zeta(nlJ \rightarrow nlJ', T) + \sum_{J' \neq J} D^k(nlJ' \rightarrow nlJ, T) {}^{nlJ'}\rho_0^k + \text{quenching term.} \quad (1)$$

$D^k(nlJ, T)$ is the collisional depolarization rate of the ionic level (nlJ) at the local temperature T , where $0 \leq k \leq 2J$. $D^0(nlJ, T)$ is the destruction rate of population which is zero since elastic collisions ($J = J'$) do not alter the population of the level (nlJ). $D^1(nlJ, T)$ is the destruction rate of orientation (related to circular polarization) and $D^2(nlJ, T)$ is the destruction rate of alignment of the level (nlJ) which is of interest in our astrophysics framework because it is related to the observed linear polarization.

$\zeta(nlJ \rightarrow nlJ', T)$ is the fine structure transfer rate between the levels (nlJ) \rightarrow (nlJ') and $D^k(nlJ \rightarrow nlJ', T)$ is the polarization transfer rate between the levels $|nlJ\rangle \rightarrow |nlJ'\rangle$, where $0 \leq k \leq k_{\text{max}}$, $k_{\text{max}} = 2J$ if $J < J'$ (or if $J > J'$ then $k_{\text{max}} = 2J'$). In particular, $D^k(nlJ \rightarrow nlJ', T)$ corresponds to collisional transfer of population ($k = 0$), orientation ($k = 1$) and alignment ($k = 2$).

Higher order terms of $D^k(nlJ, T)$ and $D^k(nlJ \rightarrow nlJ', T)$ with $k > 2$ can play a role in the SEE and have to be calculated. Note that, for the analysis of the linear polarization spectrum, only depolarization and polarization transfer rates with even k are needed. Odd k -terms can be eliminated from the SEE.

$D^k(nlJ, T)$ and $D^k(nlJ \rightarrow nlJ', T)$ can be written as a linear combination of the collisional transition rates between the fine structure sublevels $\zeta(nlJM_J \rightarrow nlJM_J', T)$ (Papers I, II and III, Sahal-Br  chot 1977); for depolarization rates $D^k(nlJ, T)$ and transfer rate of population

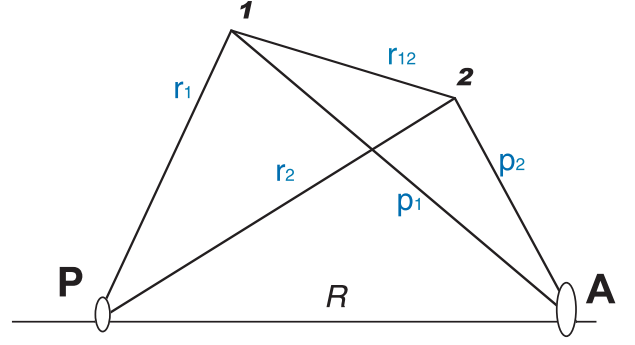


Fig. 1. The perturbed ion core (with charge $Z = 2$) is located at A and the hydrogen perturbing core (a proton) at P. Their valence electrons are denoted by 1 and 2 respectively.

$D^0(nlJ \rightarrow nlJ', T)$, the coefficients of this linear combination are positive while the signs of the coefficients of the linear combination for transfer rates of rank $k \geq 1$ may be either positive or negative. This explains why transfer rates of rank $k \geq 1$ are significantly smaller (Paper III). In our semi-classical theory, the collisional transition rate between the sublevels $|nlJM_J\rangle \rightarrow |nlJM_J'\rangle$ is given by (Papers I and II):

$$\zeta(nlJM_J \rightarrow nlJM_J', T) = n_H \int_0^\infty \int_0^\infty 2\pi b db v f(v) dv \times |\langle nlJM_J | I - S(b, v) | nlJM_J' \rangle|^2, \quad (2)$$

where $f(v)$ is the Maxwell distribution of velocities for the local temperature T and n_H is the local hydrogen atom number density. I is the unit matrix and $T = I - S$ is the so-called transition matrix depending on the impact-parameter b and relative velocity v . The collisional depolarization rates and the collisional transfer rates, which are linear combinations of the $\zeta(nlJM_J \rightarrow nlJM_J', T)$ given by Eq. (2), can be expressed in terms of the T -matrix elements. The transition matrix T is functionally dependent on the interaction energy matrix of hydrogen in its ground state with the perturbed ion. Indeed, the transition matrix elements in the dyadic basis are obtained by solving the time-dependent Schr  dinger equation (Paper I)

$$(H_A + H_P + V_{\text{eff}}(R))|\psi(t)\rangle = i \frac{d|\psi(t)\rangle}{dt}. \quad (3)$$

V_{eff} is the ion-hydrogen interaction used in this work and $|\psi(t)\rangle$ is the wave function of the system (ion+hydrogen). $H_A + H_P$ is the Hamiltonian of the system at the interatomic distance $R = \infty$ (Fig. 1).

3. Ion-hydrogen interaction potentials

The interaction potential for a singly ionised atom interacting with a hydrogen atom is treated in much the same way as for the neutral atom interaction with hydrogen (Papers I, II and III; ABO papers). In the coordinate system of Fig. 1, V is given, in atomic units, by (Barklem & O'Mara 1998):

$$V = \frac{2}{R} + \frac{1}{r_{12}} - \frac{1}{r_2} - \frac{2}{p_1} = \frac{1}{R} + \frac{1}{r_{12}} - \frac{1}{r_2} - \frac{1}{p_1} + V_{\text{ind}} \quad (4)$$

and atomic units are used hereafter. $V_{\text{ind}} = 1/R - 1/p_1$ is the part representing an inductive interaction between the excess charge

on the ionised atom and hydrogen atom. Quenching is neglected and thus we consider only the subspace nl ($2l+1$ states) and we denote the product state of the two separated atoms at $R = \infty$ by $|M_l\rangle$. By application of time-independent perturbation theory to the second order, the interaction potential matrix elements are given by:

$$\begin{aligned} \langle M_l | V_{\text{eff}} | M_l \rangle = & \langle M_l | V | M_l \rangle \\ & + \sum_{M'_l \neq M_l} \frac{\langle M_l | V_{\text{ind}} | M'_l \rangle \langle M'_l | V_{\text{ind}} | M_l \rangle}{E_{M_l} - E_{M'_l}} \\ & + \sum_{M'_l \neq M_l} \frac{\langle M_l | V - V_{\text{ind}} | M'_l \rangle \langle M'_l | V - V_{\text{ind}} | M_l \rangle}{E_{M_l} - E_{M'_l}} \quad (5) \end{aligned}$$

E_{M_l} are the unperturbed energy eigenvalues of the isolated atoms. The expression for the second-order interaction can be greatly simplified if we replace the energy denominator $E_{M_l} - E_{M'_l}$, of each sum, by a fixed average energy E_p and assume that for important separations $E_p(R) = E_p(\infty)$. This is the Unsöld approximation (Unsöld 1927; Unsöld 1955). $E_p = -4/9$ atomic units is the appropriate Unsöld energy value of the part of interaction, V_{ind} , between excess charge on the ionized atom and hydrogen because this part is exactly the same as the H-H⁺ interaction. Indeed, Unsöld (1927) and Dalgarno & Lewis (Dalgarno & Lewis 1956, Eq. (16)) showed that $E_p = -4/9$ for the long-range H-H⁺ interaction. For the part of the interaction describing the interaction between the ion without the excess charge and hydrogen atom, the Unsöld value of $-4/9$ cannot be expected to be a good approximation (Barklem & O'Mara 1998). The reason that a value of $-4/9$ works well for neutrals is the fact that the separations of energy levels of the perturbed neutral atom are small compared to the separations between the ground level and the excited levels of the hydrogen atom, and thus the denominators are dominated by contributions from the H energy levels. For ions this is not the case. As a result of the increased core charge, the energy level spacings are generally much larger than for neutrals. It is necessary therefore to determine E_p directly for each state of the ion. The appropriate value of E_p can be found via:

$$E_p = -\frac{2\langle p_2^2 \rangle}{C_6}, \quad (6)$$

where C_6 is the Van der Waals constant averaged over all m substates. The C_6 coefficient is given by the standard expression (see for example, Goodman 1973):

$$C_6 = \frac{3}{2} \sum_{k' \neq k} \sum_{l' \neq l} \frac{f_{kk'}^H f_{ll'}^A}{(E_{k'}^H + E_{l'}^A - E_k^H - E_l^A)(E_{k'}^H - E_k^H)(E_{l'}^A - E_l^A)} \quad (7)$$

$f_{ll'}^A$ and $f_{kk'}^H$ are the dipole oscillator strengths of all transitions to the state of interest l for the perturbed ion and the ground state k for the neutral hydrogen atom. E^H and E^A are the energy eigenvalues of the hydrogen and ionised atom respectively. More details about the calculation of C_6 are given

in Barklem & O'Mara (1998) and references therein. The quantity $\langle p_2^2 \rangle$ is the mean square distance between the valence electron and the perturbed ion core located at A (Fig. 1),

$$\langle p_2^2 \rangle = \int_0^{+\infty} P_{n^*l}^2(p_2) p_2^2 dp_2, \quad (8)$$

P_{n^*l} are the radial wavefunctions (note $P_{n^*l}(p_2) = R_{n^*l} \times (p_2)p_2$) of the valence electron of the perturbed atom (Anstee 1992; Seaton 1958). n^* is the effective principal quantum number corresponding to the state $|nl\rangle$ of the valence electron (Papers I, II and III).

Using the Unsöld approximation the expression for V_{eff} becomes

$$\begin{aligned} \langle M_l | V_{\text{eff}} | M_l \rangle = & \langle M_l | V | M_l \rangle - \frac{1}{E_p} (\langle M_l | V | M_l \rangle)^2 \\ & + \frac{1}{E_p} \langle M_l | V^2 | M_l \rangle \\ & + \frac{1}{E_p} (\langle M_l | V_{\text{ind}} | M_l \rangle)^2 - \frac{1}{E_p} \langle M_l | V_{\text{ind}}^2 | M_l \rangle \\ & - \frac{9}{4} [\langle M_l | V_{\text{ind}}^2 | M_l \rangle - (\langle M_l | V_{\text{ind}} | M_l \rangle)^2] \quad (9) \end{aligned}$$

V_{eff} of Eq. (9) is the so-called Rayleigh-Schrödinger-Unsöld (RSU) potential. For computing V_{eff} it is essential to determine E_p in an independent calculation, as seen in Barklem & O'Mara (1998, 2000). Thus for ionized atoms it is not possible to tabulate cross-sections as for neutral atoms (Papers I, II and III). Any calculations for depolarization and transfer of polarization involving ions must proceed line by line.

4. Determination of depolarization and polarization transfer rates

Considering a collision between a perturbed ion A and hydrogen atom H (Fig. 1). Calculation of the depolarization and transfer rates follows essentially the steps listed below:

1. calculation of the required atomic wavefunctions of the system A+H;
2. determination of E_p directly for each state of the ion using Eq. (6);
3. numerical evaluation of the RSU interaction energy of the system A+H given by Eq. (9);
4. use of these interaction potentials in the Schrödinger equation describing the evolution of A+H collisional system in order to obtain the probabilities of depolarization and polarization transfer for a given impact parameter and a relative velocity (more details in Paper I; see also Papers II and III);
5. calculation of depolarization and polarization transfer cross-sections for each relative velocity by integration over impact parameters;
6. integration of cross-sections over the Maxwell distribution of velocities to obtain the semi-classical depolarization and polarization transfer rates for a range of local temperatures of the medium.

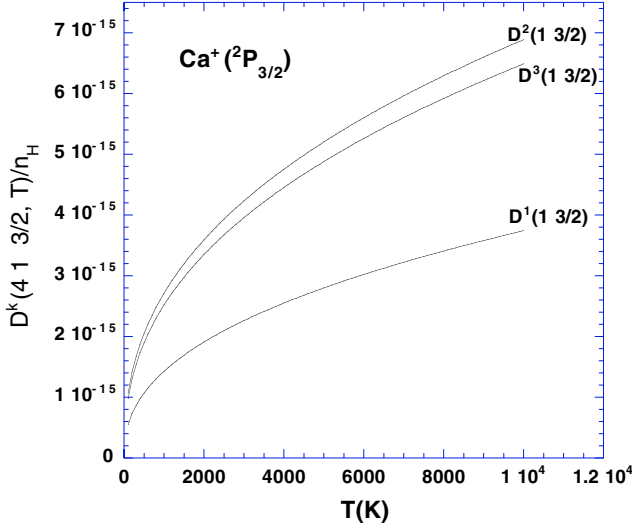


Fig. 4. Depolarization rates per unit H-atom density for the CaII ion, $D^k(4\ 1\ 3/2, T)/n_H$ ($k = 1, 2$, and 3), as a function of temperature T . $D^k(4\ 1\ 3/2, T)/n_H$ are given in $\text{rad m}^3\ \text{s}^{-1}$.

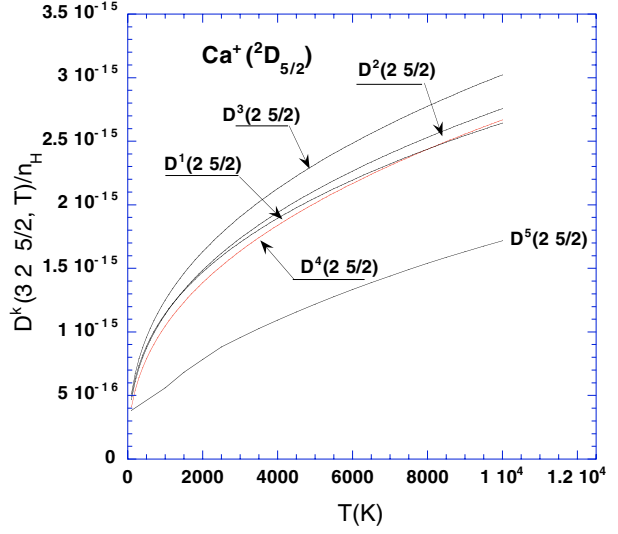


Fig. 6. Depolarization rates per unit H-atom density for the CaII ion, $D^k(3\ 2\ 5/2, T)/n_H$ ($k = 1, 2, 3, 4$, and 5), as a function of temperature T . $D^k(3\ 2\ 5/2, T)/n_H$ are given in $\text{rad m}^3\ \text{s}^{-1}$.

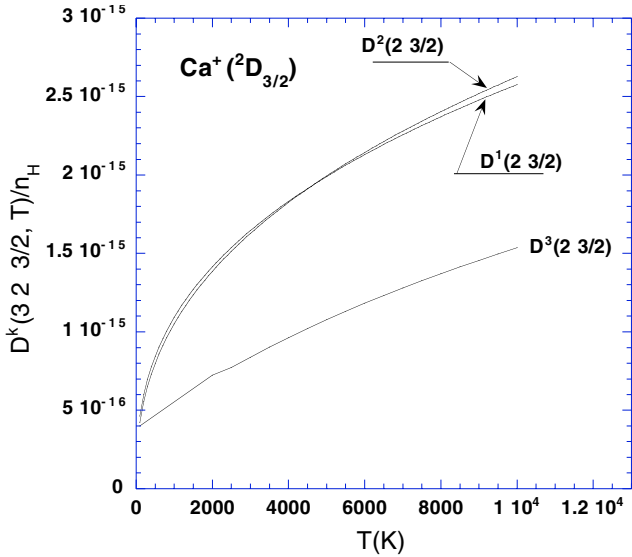


Fig. 5. Depolarization rates per unit H-atom density for the CaII ion, $D^k(3\ 2\ 3/2, T)/n_H$ ($k = 1, 2$, and 3), as a function of temperature T . $D^k(3\ 2\ 3/2, T)/n_H$ are given in $\text{rad m}^3\ \text{s}^{-1}$.

the range $100 \leq T \leq 10\,000$ K. As for neutral atoms, a functional form $D(T) = BT^{(1-\lambda)/2}$ can usually be accurately fitted to these depolarization rates, where λ is the so-called velocity exponent (Papers I, II and III). We find the following analytical expressions for the depolarization rates for $100 \leq T \leq 10\,000$ K (except for $D^3(3\ 2\ 5/2, T)$ and $D^5(3\ 2\ 5/2, T)$ which are given for $2500 \leq T \leq 10\,000$ K):

– CaII($4p\ ^2P_{1/2}$)-H(1s):

$$D^1(4\ 1\ 1/2, T) = 2.4767 \times 10^{-15} \times n_H \left(\frac{T}{5000} \right)^{0.433} \quad (\text{rad m}^3\ \text{s}^{-1}) \quad (12)$$

– CaII($4p\ ^2P_{3/2}$)-H(1s):

$$\begin{aligned} D^1(4\ 1\ 3/2, T) &= 2.7993 \times 10^{-15} \times n_H \left(\frac{T}{5000} \right)^{0.418} \quad (\text{rad m}^3\ \text{s}^{-1}) \\ D^2(4\ 1\ 3/2, T) &= 5.2034 \times 10^{-15} \times n_H \left(\frac{T}{5000} \right)^{0.405} \quad (\text{rad m}^3\ \text{s}^{-1}) \\ D^3(4\ 1\ 3/2, T) &= 4.8807 \times 10^{-15} \times n_H \left(\frac{T}{5000} \right)^{0.411} \quad (\text{rad m}^3\ \text{s}^{-1}) \end{aligned} \quad (13)$$

– CaII($3d\ ^2D_{3/2}$)-H(1s):

$$\begin{aligned} D^1(3\ 2\ 3/2, T) &= 1.9904 \times 10^{-15} \times n_H \left(\frac{T}{5000} \right)^{0.373} \quad (\text{rad m}^3\ \text{s}^{-1}) \\ D^2(3\ 2\ 3/2, T) &= 1.9943 \times 10^{-15} \times n_H \left(\frac{T}{5000} \right)^{0.398} \quad (\text{rad m}^3\ \text{s}^{-1}) \\ D^3(3\ 2\ 3/2, T) &= 1.0772 \times 10^{-15} \times n_H \left(\frac{T}{5000} \right)^{0.501} \quad (\text{rad m}^3\ \text{s}^{-1}), \end{aligned} \quad (14)$$

– CaII($3d\ ^2D_{5/2}$)-H(1s):

$$\begin{aligned} D^1(3\ 2\ 5/2, T) &= 2.0535 \times 10^{-15} \times n_H \left(\frac{T}{5000} \right)^{0.365} \quad (\text{rad m}^3\ \text{s}^{-1}) \\ D^2(3\ 2\ 5/2, T) &= 2.1120 \times 10^{-15} \times n_H \left(\frac{T}{5000} \right)^{0.384} \quad (\text{rad m}^3\ \text{s}^{-1}) \\ D^3(3\ 2\ 5/2, T) &= 2.3170 \times 10^{-15} \times n_H \left(\frac{T}{5000} \right)^{0.384} \quad (\text{rad m}^3\ \text{s}^{-1}) \end{aligned} \quad (15)$$

$$\begin{aligned}
D^4(3\ 2\ 5/2, T) &= 2.0127 \times 10^{-15} \\
&\times n_H \left(\frac{T}{5000} \right)^{0.407} \text{ (rad m}^3 \text{ s}^{-1}) \\
D^5(3\ 2\ 5/2, T) &= 1.2187 \times 10^{-15} \\
&\times n_H \left(\frac{T}{5000} \right)^{0.486} \text{ (rad m}^3 \text{ s}^{-1}).
\end{aligned}$$

5.2. Polarization transfer rates

The collisional transfer transition probability is given by (Paper II; Sahal-Br  chot 1977):

$$\begin{aligned}
\langle P^k(nlJ \rightarrow nlJ', b, v) \rangle_{av} = \\
\sum_{\mu, \mu', \nu, \nu'} \langle nlJ \mu | T | nlJ' \mu' \rangle \langle nlJ \nu | T | nlJ' \nu' \rangle^* \\
\times \sum_{\chi} (-1)^{J-J'+\mu-\mu'} \begin{pmatrix} J & J & k \\ \nu & -\mu & \chi \end{pmatrix} \begin{pmatrix} J' & J' & k \\ \nu' & -\mu' & \chi \end{pmatrix}. \quad (16)
\end{aligned}$$

As in Eq. (11), the polarization transfer rates $D^k(nlJ \rightarrow nlJ', T)$ follow from integration over the impact parameters and the velocities with a Maxwellian distribution.

Inelastic collisions with neutral hydrogen which leave the radiating atom in a final state $n'l'$ different from the initial one nl are neglected. Only the polarization transfer rates inside the subspace nl are taken into account. Our transfer rates between the levels $4p\ 2P_{1/2} \rightarrow 4p\ 2P_{3/2}$, $3d\ 2D_{3/2} \rightarrow 3d\ 2D_{5/2}$ ($D^k(4\ 1\ 1/2 \rightarrow 4\ 1\ 3/2, T)$ and $D^k(4\ 1\ 1/2 \rightarrow 4\ 1\ 3/2, T)$) are presented in Figs. 7 and 8 respectively. $D^3(3\ 2\ 3/2 \rightarrow 3\ 2\ 5/2, T)$ did not obey a power law of the form $B T^{(1-\lambda)/2}$. However, we can provide the analytical expressions for the other non-zero transfer rates:

$$\begin{aligned}
D^0(4\ 1\ 1/2 \rightarrow 4\ 1\ 3/2, T) &= 4.0307 \times 10^{-15} \\
&\times n_H \left(\frac{T}{5000} \right)^{0.407} \text{ (rad m}^3 \text{ s}^{-1}) \\
D^1(4\ 1\ 1/2 \rightarrow 4\ 1\ 3/2, T) &= -1.1464 \times 10^{-15} \\
&\times n_H \left(\frac{T}{5000} \right)^{0.314} \text{ (rad m}^3 \text{ s}^{-1}) \\
D^0(3\ 2\ 3/2 \rightarrow 3\ 2\ 5/2, T) &= 1.8061 \times 10^{-15} \\
&\times n_H \left(\frac{T}{5000} \right)^{0.392} \text{ (rad m}^3 \text{ s}^{-1}) \\
D^1(3\ 2\ 3/2 \rightarrow 3\ 2\ 5/2, T) &= 1.6177 \times 10^{-16} \\
&\times n_H \left(\frac{T}{5000} \right)^{1.401} \text{ (rad m}^3 \text{ s}^{-1}) \\
D^2(3\ 2\ 3/2 \rightarrow 3\ 2\ 5/2, T) &= 8.6286 \times 10^{-16} \\
&\times n_H \left(\frac{T}{5000} \right)^{0.490} \text{ (rad m}^3 \text{ s}^{-1}). \quad (17)
\end{aligned}$$

6. Comparisons

It is important to notice that the depolarization rates $D^k(n\ l\ J, T)$ as defined in this work (Eq. (11)) and the relaxation rates $g^k(J)$ as defined by Kerkeni et al. (2003) (Eq. (2), Sect. 3.2) are *not equivalent*. Kerkeni et al. (2003) defines the

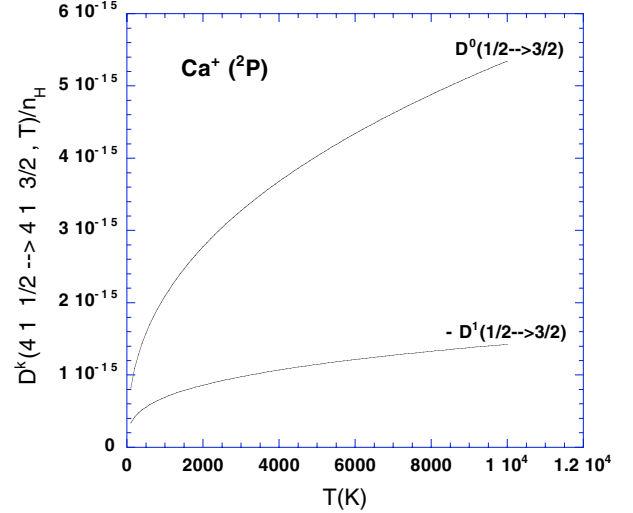


Fig. 7. Population and orientation transfer rates ($k = 0$ and $k = 1$), per unit H-atom density, as a function of temperature T . The rates are given in $\text{rad m}^3 \text{ s}^{-1}$.

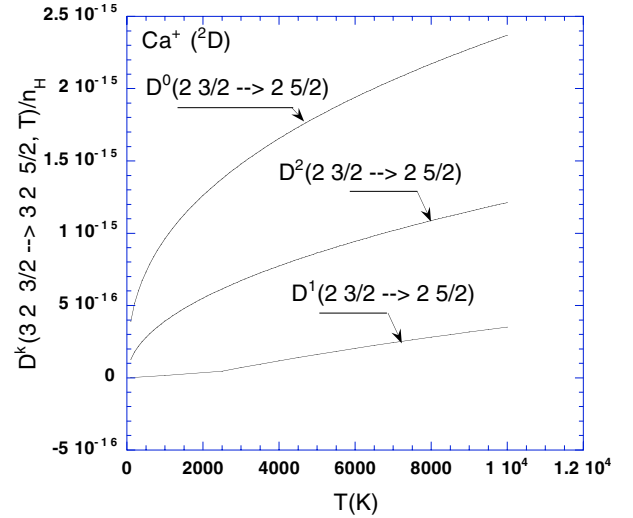


Fig. 8. Polarization transfer rates per unit H-atom density, $D^k(3\ 2\ 3/2 \rightarrow 3\ 2\ 5/2, T)/n_H$, as a function of temperature T . The rates are given in $\text{rad m}^3 \text{ s}^{-1}$.

depolarization cross-section (or relaxation rate $g^k(J)$) as the sum of two terms: the term responsible exclusively for the depolarization of the level (nlJ) and the term corresponding to the fine structure transfer between the levels $(nlJ) \rightarrow (nlJ')$. In our definition, $D^k(n\ l\ J, T)$ is only the depolarization of the level (nlJ) , the fine structure transfer is not included. We calculate separately the rates $\zeta(nlJ \rightarrow nlJ', T)$ associated to fine structure transfer which are k -independent and proportional to the population transfer rates $D^0(n\ l\ J \rightarrow n\ l\ J', T)$ (Eq. (4) of Paper II).

For example, in accordance with our definition $D^0(n\ l\ J, T) \equiv 0$ but the relaxation rates $g^0(J)$ from Kerkeni et al. (2003) are not necessarily zero. In order to compare to the Kerkeni et al. (2003) results it is essential to subtract the part of $g^k(J)$ associated to fine structure transfer ($g(J \rightarrow J')$ in Kerkeni et al. 2003). This it is nothing more

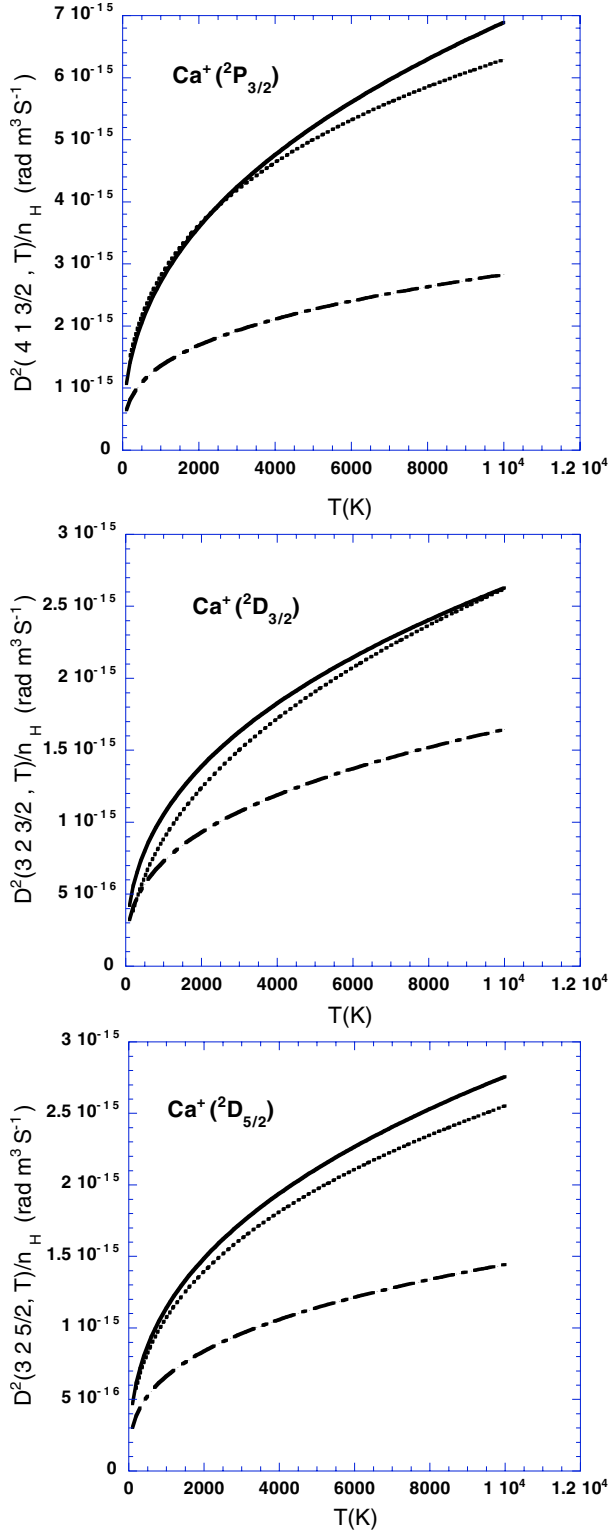


Fig. 9. Depolarization rates for $k = 2$ as a function of temperature. Full lines: our results; dotted lines: quantum chemistry calculations (Kerkeni 2003); dot-dashed lines Van der Waals approximation.

than a difference in definitions. Nevertheless, this difference should be taken into account when writing the SEE. We now compare our alignment depolarization rates with the quantum chemistry depolarization rates (Kerkeni et al. 2003) and the alignment depolarization rates obtained by replacing the RSU

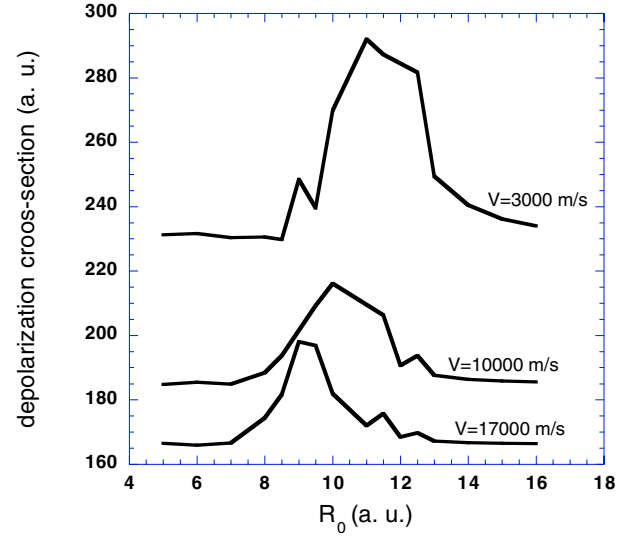


Fig. 10. Depolarization cross section enhancement due to a Gaussian local perturbation of the potential. Cross sections are calculated for the relative velocities: 3 km s⁻¹, 10 km s⁻¹ and 17 km s⁻¹.

potential with improved Van der Waals potential, $V = -\frac{C_6}{R^6}$, where C_6 is taken from Table 1. Note that the latter rates differ from the usual Van der Waals formula for the rates, because though we employ the van der Waals potential, the collision dynamics are treated using our theory, and the C_6 value is accurately determined (whereas typically the approximation $C_6 = \alpha_H \langle p_2^2 \rangle$ is employed where α_H is the polarisability of hydrogen). In Fig. 9 we show our alignment depolarization rates with quantum chemistry depolarization rates (Kerkeni et al. 2003) and the improved Van der Waals rates. We display only the $k = 2$ case which is related to the linear depolarization (alignment). Reference to Fig. 9 shows that the Van der Waals potential significantly underestimates the depolarization cross section. Our results show rather good agreement with quantum chemistry calculations. In concrete terms, the percentage errors at $T = 5000$ K with respect to quantum chemistry depolarization rates are 4.1% for $D^2(4 1 3/2, T)/n_H$; 4.6% for $D^2(3 2 3/2, T)/n_H$ and 7.3% for $D^2(3 2 5/2, T)/n_H$. The errors for the other depolarization and transfer rates are similar to the errors for the destruction rates of alignment (in general, less than 15%). This similarity is expected since all rates originate from the same collisional processes.

7. Discussion

7.1. Dependence of depolarization cross-sections on interatomic separations

To assess the sensitivity of the calculations to the accuracy of the potentials at various separations we make calculations with potentials where we have introduced local perturbations. The interaction potential ($1s, 4p\sigma$) is multiplied by a Gaussian magnification factor of the form (Anstee & O'Mara 1991):

$$G(R) = 1 + \exp(-(R - R_0)^2). \quad (18)$$

R_0 is the position where the variation of V_{eff} reaches its maximum value (the interaction potential ($1s, 4p\sigma$) doubles).

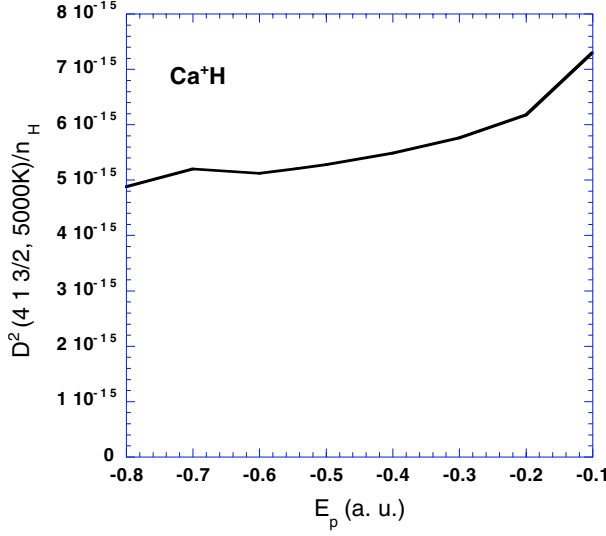


Fig. 11. Dependence on E_p of the destruction rate of alignment $D^2(4\ 1\ 3/2, 5000\text{ K})/n_H$.

Figure 10 shows the depolarization cross-section calculated with varying R_0 . It is clear that the values of R_0 inducing depolarization cross-section enhancement confirm the fundamental result found already for neutral atoms: the interactions of importance for the depolarization cross-section (or depolarization rate) calculations are the intermediate-range interactions (Papers I, II and III). The principal differences between the RSU potentials and those from quantum chemistry occur at small interatomic separations. It is for this reason that we obtain rather good agreement with quantum chemistry calculations. The Van der Waals interaction potentials are inaccurate at the intermediate region, and this explains why these potentials underestimate the depolarization cross sections.

7.2. Dependence of depolarization rates on E_p

The depolarization and transfer rates for the 4p and 3d states are calculated for $E_p = -0.544$ and -1.236 respectively. As a check on the sensivity of our results to the precision of the calculations of E_p , we have calculated the destruction rate of alignment $D^2(4\ 1\ 3/2, 5000\text{ K})$ by varying E_p in Eq. (9). Note that when E_p decreases, the interaction potential decreases and so $D^2(4\ 1\ 3/2, 5000\text{ K})$ also decreases (Fig. 11). The depolarization rate shows only an extremely weak variation with E_p . An $|E_p|$ variation of 25%, with respect to the value $E_p = -0.544$, corresponds to a change of less than 5% in the calculated depolarization rates. It should not be concluded that this is a general property of the depolarization rates for all states of all ionised atoms. Reference to Fig. 11 shows a rather strong dependence of the depolarization rates on E_p for $|E_p| \leq 0.25$. We expect, however, that the value of $|E_p|$ is usually greater than 0.25 and the depolarization rates will not be greatly affected by possible error in the value of E_p (see Barklem & O'Mara 1998, 2000).

8. Application to the Sr II 4078 Å line

The Sr II 4078 Å line was examined by Bianda et al. (1998), who wrote “...The rather large uncertainty in the depolarizing collision rate introduces a corresponding uncertainty in the field-strength scale...”. These authors have used the traditional Van der Waals approach to calculate collisional rates.

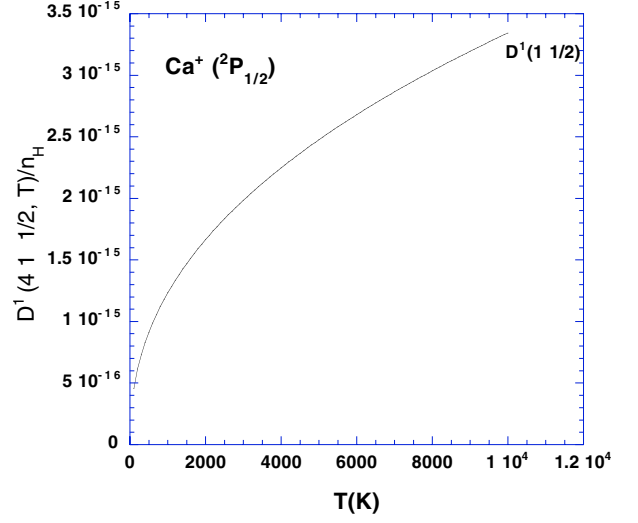


Fig. 12. Destruction rate of orientation per unit H-atom density for the SrII ion, $D^1(5\ 1\ 1/2, T)/n_H$, as a function of the temperature of the medium, T . $D^1(5\ 1\ 1/2, T)/n_H$ is given in $\text{rad m}^3\text{ s}^{-1}$.

The 4078 Å line is the resonance line of SrII: $5s\ 2^2S \rightarrow 5p\ 2^2P$. We have computed the depolarization and polarization transfer rates of the levels $5p\ 2^2P_{1/2}$ and $5p\ 2^2P_{3/2}$ of SrII ion. The value of $E_p = -0.564$ for the level $5p\ 2^2P$ of SrII was adopted from Barklem & O'Mara (2000). We applied our method to obtaining the rates which are shown in Figs. 12 and 13. They were found to again obey a power law $AT^{(1-\lambda)/2}$ and are given for $100 \leq T \leq 10\,000\text{ K}$ by:

- SrII($5p\ 2^2P_{1/2}$)-H(1s):

$$D^1(5\ 1\ 1/2, T) = 2.7196 \times 10^{-15} \times n_H \left(\frac{T}{5000} \right)^{0.428} \quad (\text{rad m}^3\text{ s}^{-1}) \quad (19)$$

- SrII($5p\ 2^2P_{3/2}$)-H(1s):

$$\begin{aligned} D^1(5\ 1\ 3/2, T) &= 3.1560 \times 10^{-15} \times n_H \left(\frac{T}{5000} \right)^{0.418} \quad (\text{rad m}^3\text{ s}^{-1}) \\ D^2(5\ 1\ 3/2, T) &= 5.9776 \times 10^{-15} \times n_H \left(\frac{T}{5000} \right)^{0.406} \quad (\text{rad m}^3\text{ s}^{-1}) \\ D^3(5\ 1\ 3/2, T) &= 5.5413 \times 10^{-15} \times n_H \left(\frac{T}{5000} \right)^{0.410} \quad (\text{rad m}^3\text{ s}^{-1}). \end{aligned} \quad (20)$$

Between the term levels $5p\ 2^2P_{1/2}$ and $5p\ 2^2P_{3/2}$ there are only two non-zero polarization transfer rates which are given in Fig. 14. The analytical expressions for these rates for $100 \leq T \leq 10\,000\text{ K}$ are:

$$D^0(5\ 1\ 1/2 \rightarrow 5\ 1\ 3/2, T) = 4.6184 \times 10^{-15} \times n_H \left(\frac{T}{5000} \right)^{0.409} \quad (\text{rad m}^3\text{ s}^{-1}) \quad (21)$$

$$D^1(5\ 1\ 1/2 \rightarrow 5\ 1\ 3/2, T) = -1.5309 \times 10^{-15} \times n_H \left(\frac{T}{5000} \right)^{0.338} \quad (\text{rad m}^3\text{ s}^{-1}).$$

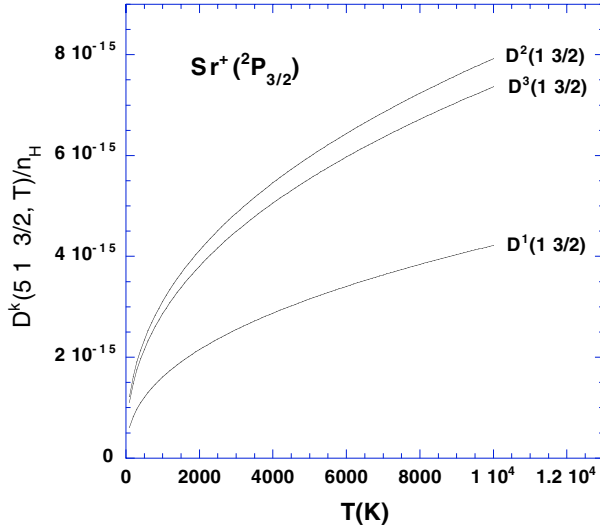


Fig. 13. Depolarization rates, $D^k(5\ 1\ 3/2, T)/n_H$ ($k = 1, 2$, and 3), as a function of temperature T . $D^k(5\ 1\ 3/2, T)/n_H$ are given in $\text{rad m}^3\ \text{s}^{-1}$.

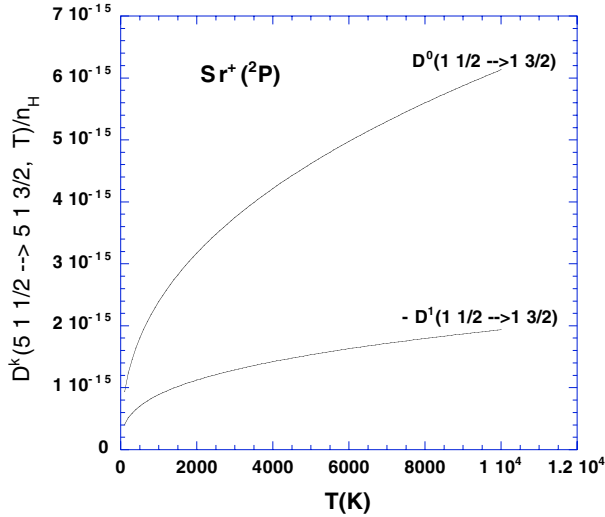


Fig. 14. Population and orientation transfer rates ($k = 0$ and $k = 1$) for the SrII ion, per unit H-atom density, as a function of temperature T . The rates are given in $\text{rad m}^3\ \text{s}^{-1}$.

9. Conclusion

We have adapted our semi-classical method of calculation of collisional depolarization of spectral lines of neutral atoms by atomic hydrogen to allow it to be used for singly ionised atoms. Comparison with recent quantum chemistry calculations for CaII at $T = 5000\ \text{K}$ indicates an error less than 8%. This is an encouraging result which supports the validity of our semi-classical approach. Using this method we should be able to calculate depolarization rates of the levels involved in transitions of heavy ionised atoms like SrII , Ti II , Ce II , Fe II , Cr II , BaII ... Calculations must proceed line by line because a suitable E_p value needs to be determined for each relevant state of the given ion. We have applied our general method to calculate depolarization and polarization transfer rates for the $\text{SrII}\ 5p\ ^2P$ state. These calculations should allow a more

accurate theoretical interpretation of the observed linear polarization of the $\text{SrII}\ 4078\ \text{\AA}$ line.

References

- Anstee, S. D., & O'Mara, B. J. 1991, *MNRAS*, 253, 549
 Anstee, S. D. Ph.D. Thesis, Univ. Queensland, 1992
 Anstee, S. D., & O'Mara, B. J. 1995, *MNRAS*, 276, 859
 Barklem, P. S., & O'Mara, B. J. 1997, *MNRAS*, 290, 102
 Barklem, P. S., & O'Mara, B. J. 1998, *MNRAS*, 296, 1057
 Barklem, P. S., & O'Mara, B. J. 1998, *MNRAS*, 300, 863
 Barklem, P. S., & O'Mara, B. J. 2000, *MNRAS*, 311, 535
 Barklem, P. S. Ph.D. Thesis, Univ. Queensland, 1998
 Barklem, P. S., Piskunov, N., & O'Mara, B. J. 2000, *A&A*, 142, 467
 Bianda, M., Stenflo, J. O., & Solanki, S. K. 1998, *A&A*, 337, 565
 Bommier, V., & Molodij, G. 2002, *A&A*, 381, 241
 Dalgarno, A., & Williams, D. A. 1962, *Proc. Phys. Soc. A (London)*, 69, 57
 Derouich, M., Sahal-Br  chot, S., Barklem, P. S., & O'Mara, B. J. 2003a, *A&A*, 404, 763 (Paper I)
 Derouich, M., Sahal-Br  chot, S., & Barklem, P. S. 2003b, *A&A*, 409, 369 (Paper II)
 Derouich, M., Sahal-Br  chot, S., & Barklem, P. S. 2004, *A&A*, 414, 369 (Paper III)
 Dittmann, O., Trujillo Bueno, J., Semel, M., & L  pez Ariste, A. 2001, in *Advanced Solar Polarimetry: Theory, Observation, and Instrumentation*, ed. M. Sigwarth, ASP Conf. Ser., 236, 125
 Fano, U., & Racah, G. 1959, *Irreducible Tensorial Sets* (New York: Academic Press)
 Fano, U. 1963, *Phys. Rev.*, 131, 259
 Gandorfer, A. 2000, *The Second Solar Spectrum: A high spectral resolution polarimetric survey of scattering polarization at the solar limb in graphical representation*, vol. 1: 4625 \AA to 6995 \AA (Hochschulverlag AG an der ETH Zurich)
 Gandorfer, A. 2002, *The Second Solar Spectrum: A high spectral resolution polarimetric survey of scattering polarization at the solar limb in graphical representation*, vol. 2: 3910 \AA to 4630 \AA (Hochschulverlag AG an der ETH Zurich)
 Goodman, J. 1973, *Diatomic Interaction Potential Theory* (New York: Academic Press)
 Kerkeni, B. 2003, *A&A*, 402, 5
 Manso Sainz, R., & Trujillo Bueno, J. 2001, in *Advanced Solar Polarimetry: Theory, Observation, and Instrumentation*, ed. M. Sigwarth, ASP Conf. Ser., 236, 213
 Manso Sainz, R., & Trujillo Bueno, J. 2003, *Phys. Rev. Lett.*, 91, 11
 Messiah, A. 1961, *M  canique Quantique* (Paris: Dunod)
 Sahal-Br  chot, S. 1977, *ApJ*, 213, 887
 Seaton, M. J. 1958, *MNRAS*, 118, 504
 Stenflo, J. O., Baur, T. G., & Elmore, D. F. 1980, *A&A*, 84, 60
 Stenflo, J. O., Twerenbold, D., & Harvey, J. W. 1983a, *A&A*, 52, 161, NASA ADS
 Stenflo, J. O., Twerenbold, D., Harvey, J. W., & Brault, J. W. 1983b, *A&AS*, 54, 505
 Stenflo, J. O., & Keller, C. U. 1997, *A&A*, 321, 927
 Stenflo, J. O., Keller, C. U., & Gandorfer, A. 2000, *A&A*, 355, 789
 Trujillo Bueno, J., & Collados, M., Paltou, F., & Molodij, G. 2001, in *Advanced Solar Polarimetry, Proc. 20th NSO/Sac Peak Summer Workshop*, ed. M. Sigwarth, ASP Conf. Ser., 236, 141
 Trujillo Bueno, J., & Manso Sainz, R. 2001, in *Magnetic Fields Across the Hertzsprung-Russell Diagram*, ed. G. Mathys, S. K. Solanki, & D. T. Wickramasinghe (San Francisco: ASP), ASP Conf. Ser., 248, 83
 Uns  ld, A. L. 1927, *Zeitschrift f  r Physik*, 43, 574
 Uns  ld, A. L. 1955, *Physik der Stern Atmosph  ren* (Zweite Auflage)