



HAL
open science

i2MassChroQ: Software for Ion Mobility-Enabled Quantitative Proteomics in timsTOF Data Format

Olivier Langella, Thomas Renne, Thierry Balliau, Marlène Davanture, Sven Brehmer, Michel Zivy, Melisande Blein-Nicolas, Filippo Rusconi

► **To cite this version:**

Olivier Langella, Thomas Renne, Thierry Balliau, Marlène Davanture, Sven Brehmer, et al.. i2MassChroQ: Software for Ion Mobility-Enabled Quantitative Proteomics in timsTOF Data Format. *Analytics* 2022, Sep 2022, Nantes, France. <hal-03776788>

HAL Id: hal-03776788

<https://hal.science/hal-03776788v1>

Submitted on 14 Sep 2022

HAL is a multi-disciplinary open access archive for the deposit and dissemination of scientific research documents, whether they are published or not. The documents may come from teaching and research institutions in France or abroad, or from public or private research centers.

L'archive ouverte pluridisciplinaire HAL, est destinée au dépôt et à la diffusion de documents scientifiques de niveau recherche, publiés ou non, émanant des établissements d'enseignement et de recherche français ou étrangers, des laboratoires publics ou privés.



Distributed under a Creative Commons CC BY 4.0 - Attribution - International License

i2MassChroQ: Software for Ion Mobility-Enabled Quantitative Proteomics in timsTOF Data Format

Olivier Langella*, Thomas Renne, Thierry Balliau, Marlène Davanture, Sven Brehmer, Michel Zivy, Mélisande Blein-Nicolas and Filippo Rusconi

olivier.langella@universite-paris-saclay.fr - filippo.rusconi@universite-paris-saclay.fr



IDEEV - Institut diversité, écologie et évolution du vivant
GQE-Le Moulon, PAPPSO
Université Paris-Saclay, INRAE, CNRS, AgroParisTech,
F-91190 Gif-sur-Yvette, France



ABSTRACT

X!TandemPipeline (Langella et al. 2017) is a free and open source Java software program for proteomics initially designed to filter and group peptide/protein identifications from MS/MS mass spectra. After a complete rewrite in C++17, the new *X!TandemPipeline++* program features peptide/protein quantification, in particular with support for native timsTOF raw data.

X!TandemPipeline++ performs peptide identifications and area-under-the-curve XIC-based quantifications using the Bruker's native timsTOF raw data format. Using a common HeLa data set, published by Meier et al. (2018, PXD010012), we demonstrate that *X!TandemPipeline++* identifies and quantifies significantly more proteins than the *MaxQuant* and *MSFragger* competitors, while being also significantly faster.

Please, note that *X!TandemPipeline++* will soon be renamed to **i2MassChroQ** to reflect the identification & inference — mass chromatogram-based quantification capabilities.

RESULTS

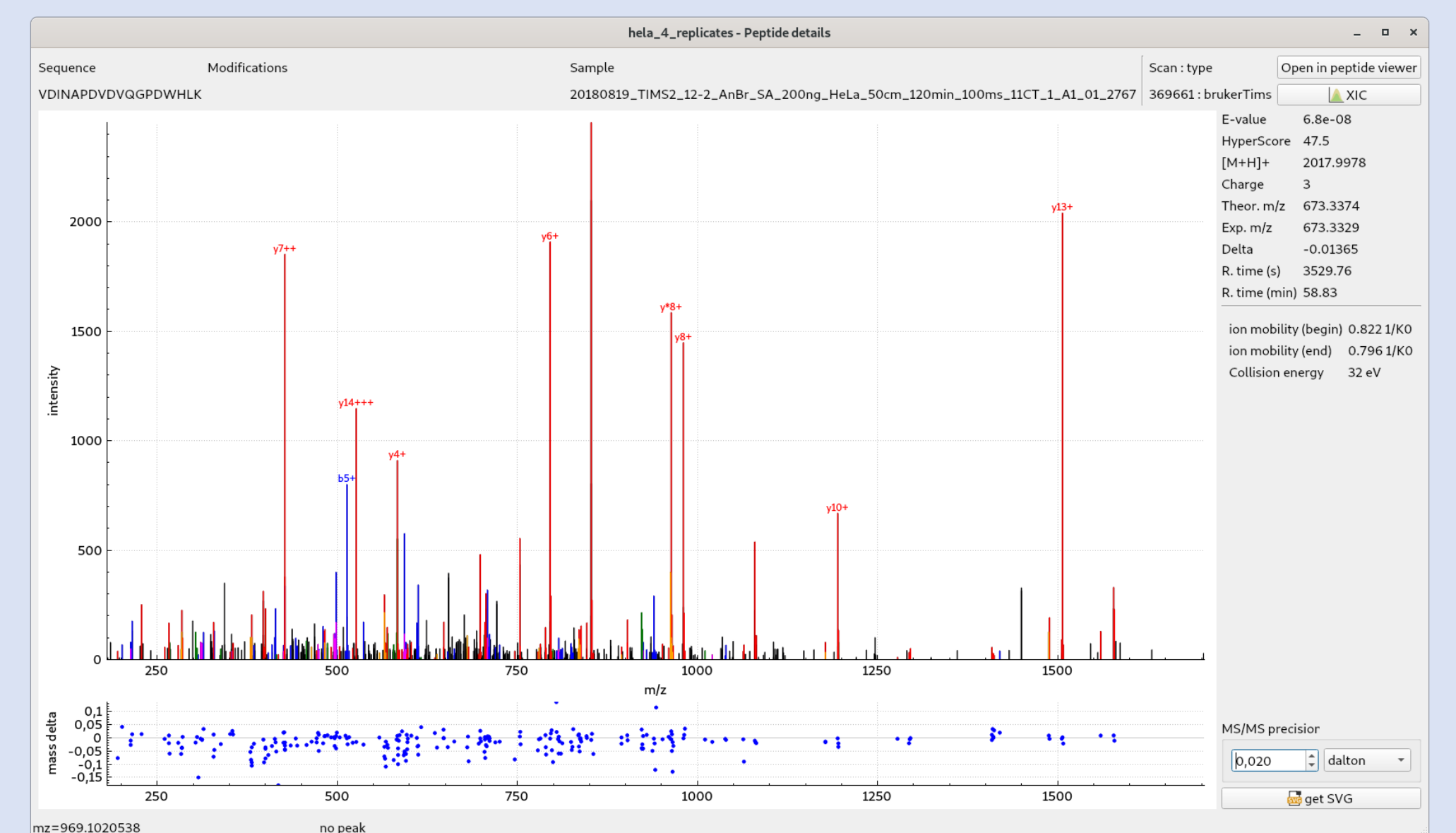
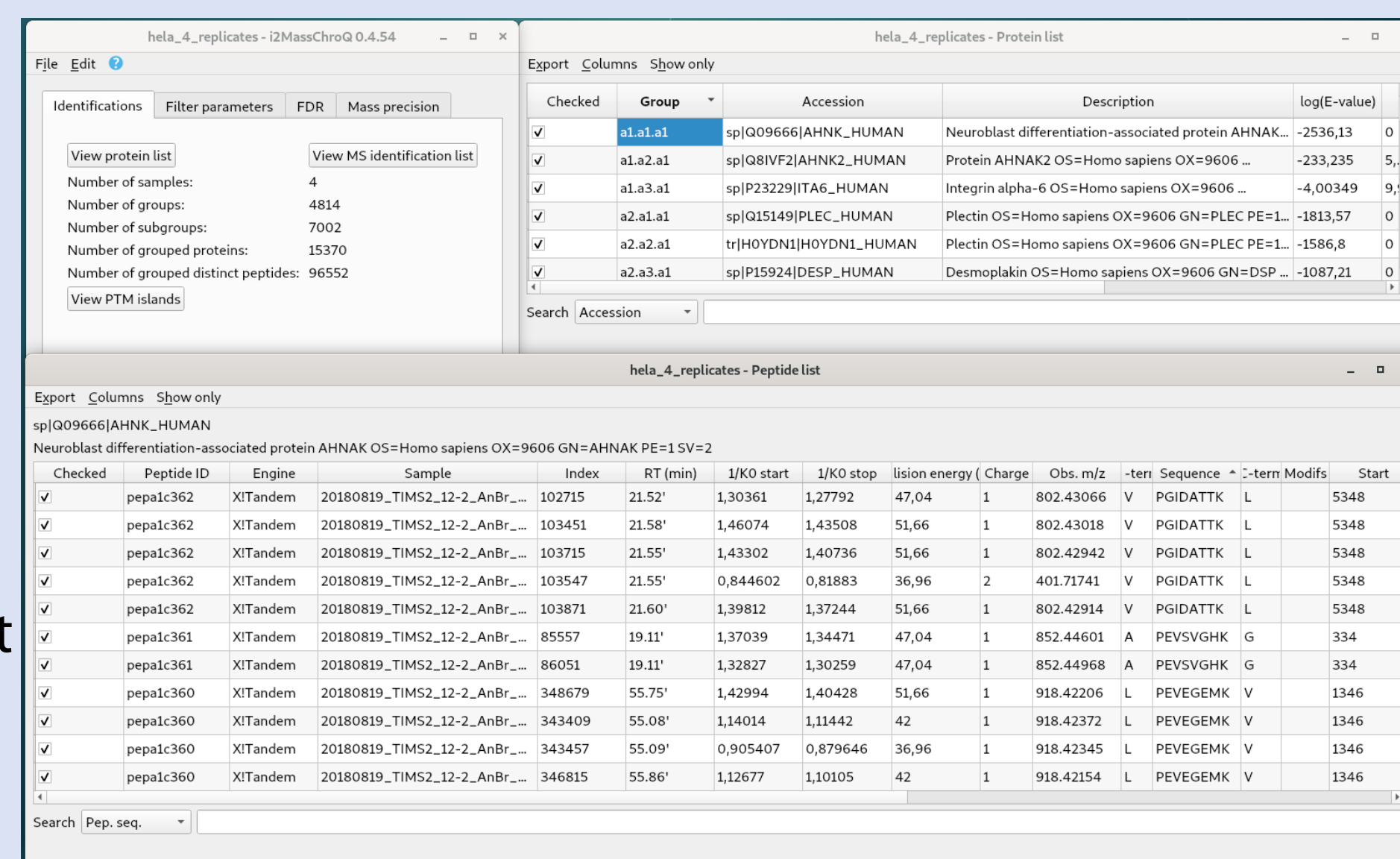
Identification and protein inference

X!TandemPipeline++ features high throughput and high resolution proteomics and metaproteomics features.

Thousands of DDA identification results can be loaded at once as part of the same project.

Our software supports *Mascot*-, *X!Tandem*-generated identification data or any data set in *mzIdentML* and *pepXML* formats (from *OpenMS*, *Comet*, *PeptideProphet*). Its Occam's razor-based grouping algorithm can infer protein groups very quickly, in particular by filtering-out non informative redundancies (Van Den Bossche et al., nature communications, 2021).

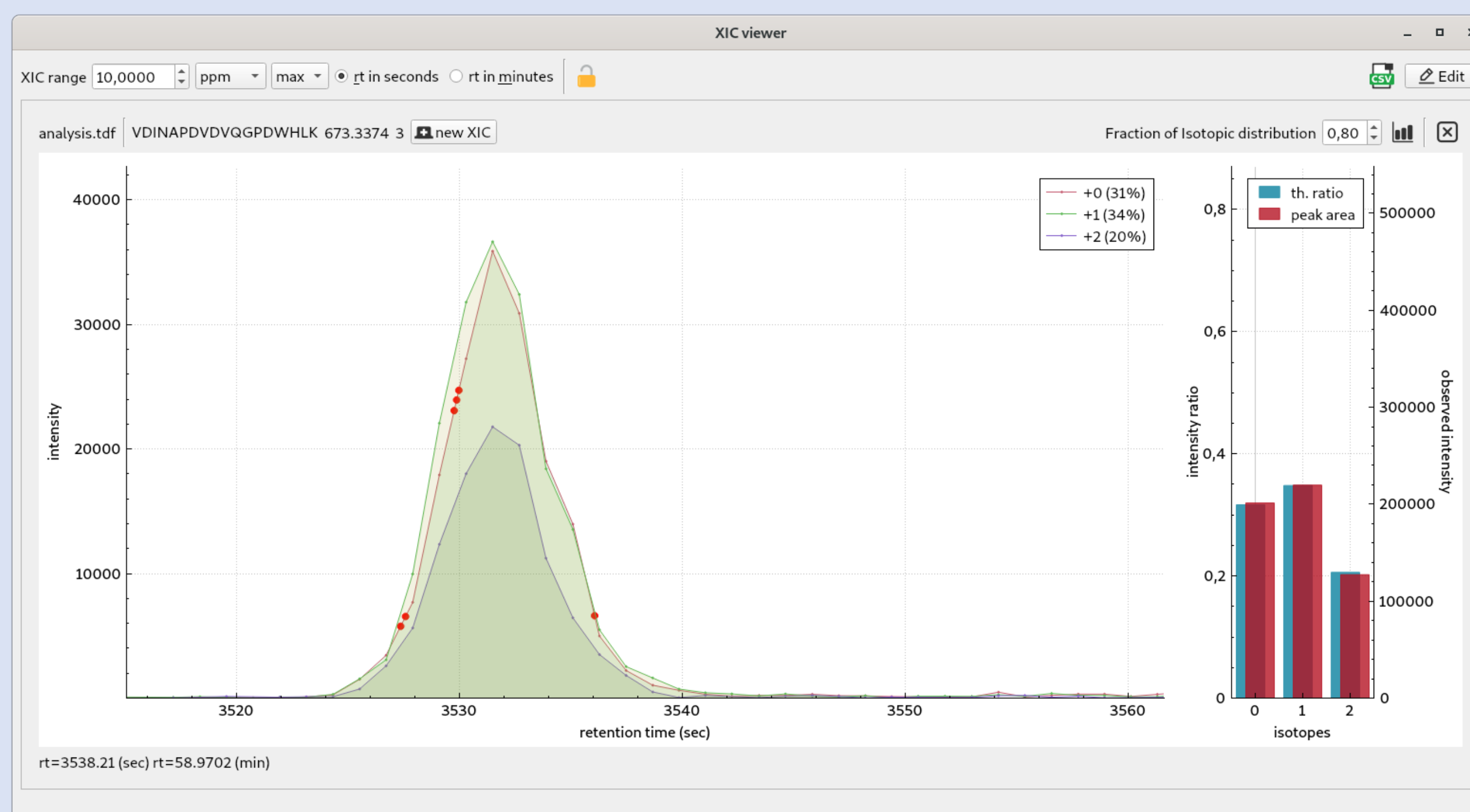
Grouping might be performed by processing each sample separately or by creating a consensus protein list starting from multiple combined samples.



Quantitative analysis

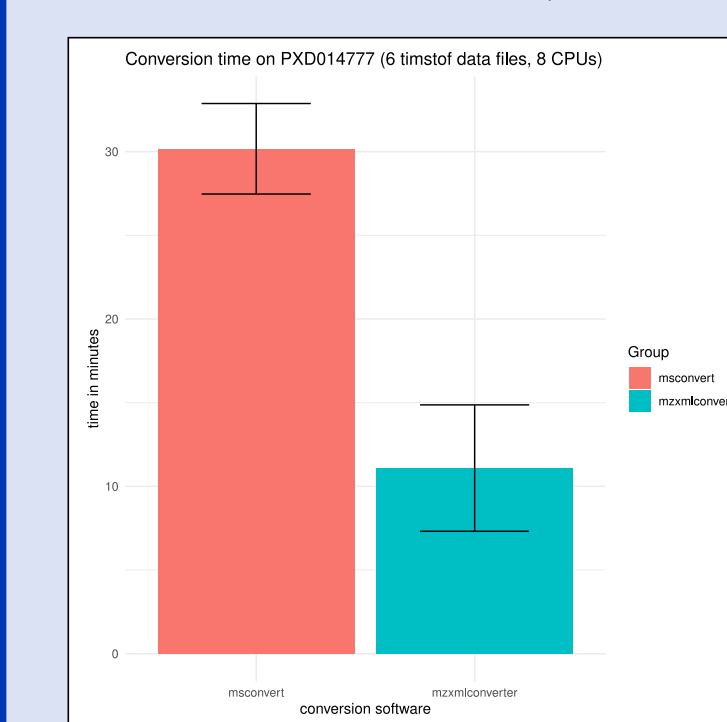
Peptide quantification is handled by calculating extracted ion current chromatograms from precursor ion MS data (MassChroQ module).

Protein quantification is performed by the MCQR module that computes protein intensities by filtering and aggregating peptide intensities and carrying over cluster analysis, ANOVA, and comparisons between treatments.



timsTOF data native support

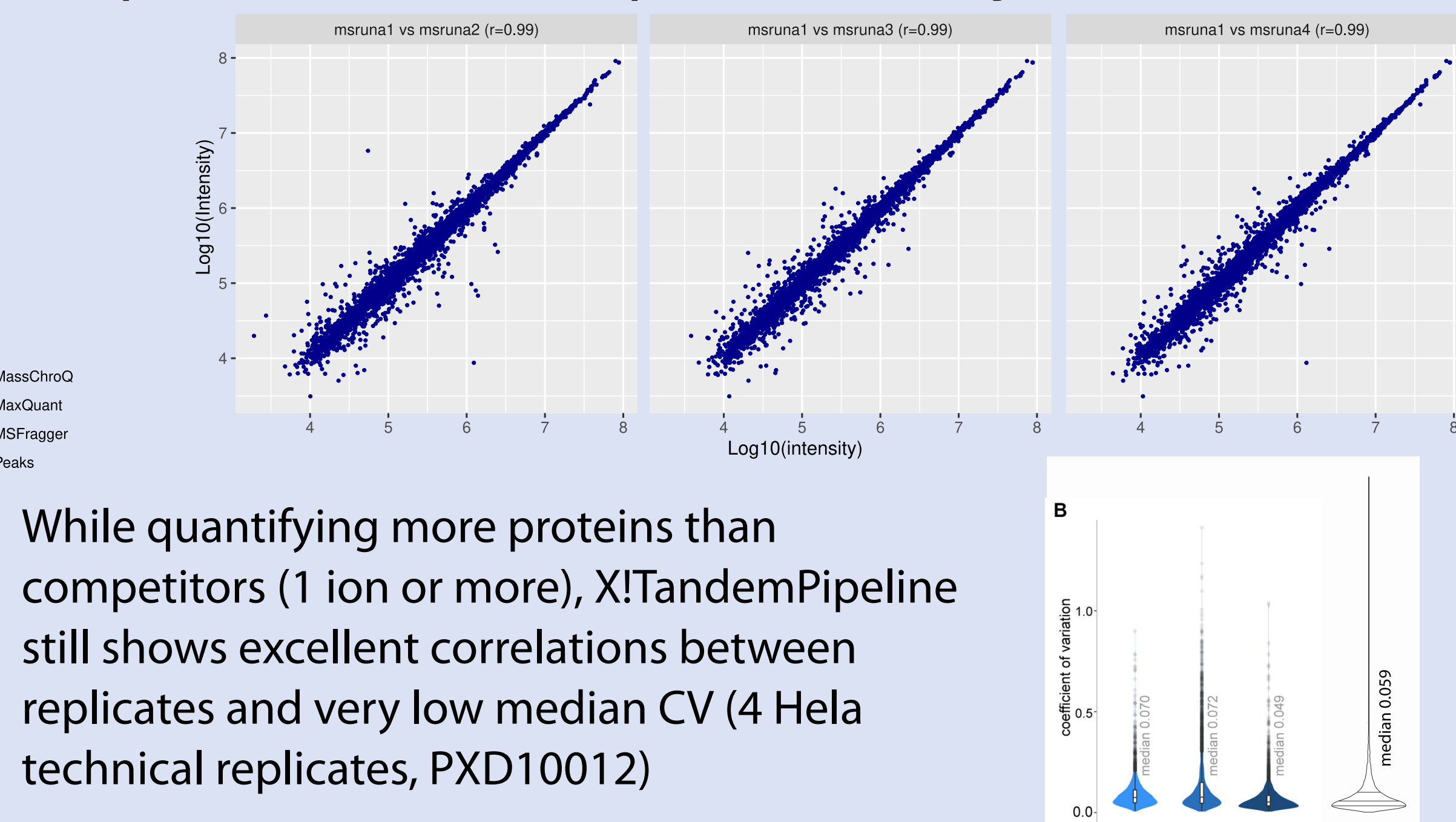
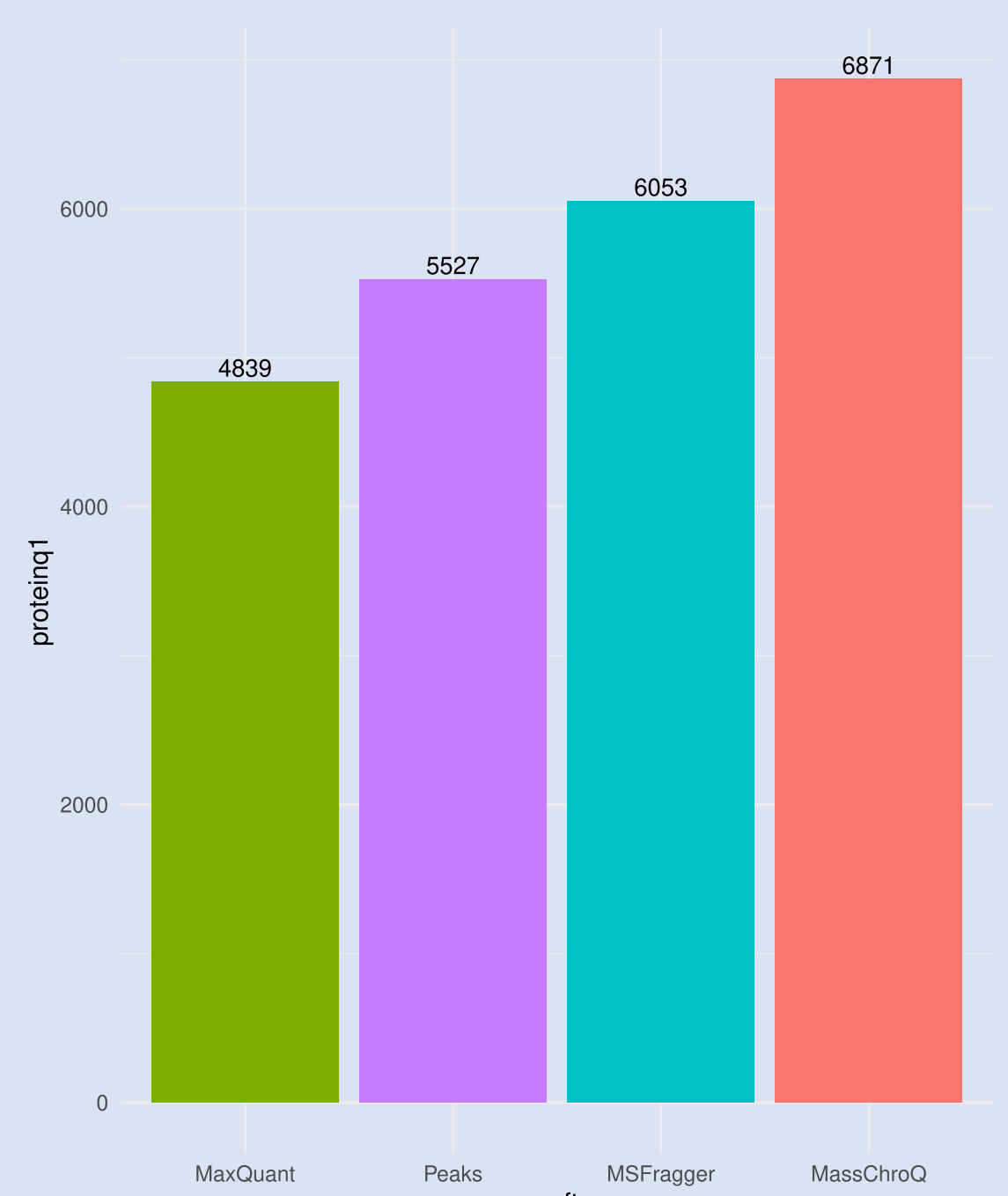
Our native C++-based timsTOF raw data reader was developed from scratch thanks to the technical specifications provided by Bruker. Tight optimizations were needed to ensure super-fast access to the Bruker-encoded binary data.



The current version provides real time MS/MS peptide annotation and performs extremely fast ion current extraction and XIC chromatogram visualization.

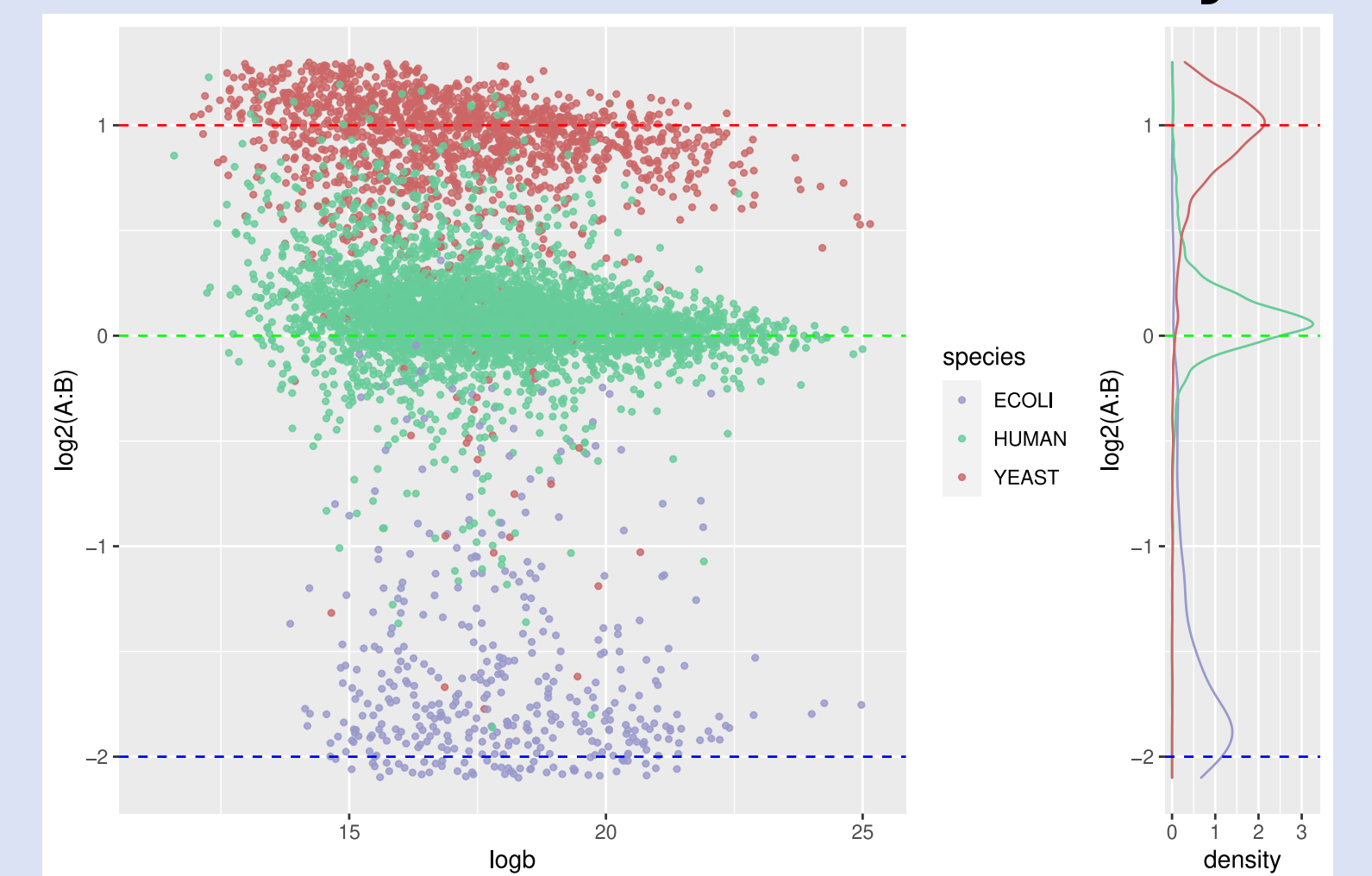
Conversion speed from TimsTOF format to open standards (mzML or mzXML) is 2 times faster with our raw data parser compared to *mconvert* using the Bruker's native DLL.

TimsTOF PASEF quantification reproducibility



While quantifying more proteins than competitors (1 ion or more), *X!TandemPipeline* still shows excellent correlations between replicates and very low median CV (4 HeLa technical replicates, PXD010012)

Quantification accuracy



Plot of the 6428 proteins quantified (2 ions or more) and compared to ground truth ratio (2:1 for Yeast, 1:1 for Human, 1:4 for Ecoli, PXD01477)

AVAILABILITY

i2MassChroQ and its user manual are available as Free Software, licensed under the GNU General Public License (v3 +). The user manual is available in PDF or HTML format. *i2MassChroQ* is developed on Debian GNU/Linux. Binary packages are built for GNU/Linux and MS Windows. GIT repository: <https://forgemia.inra.fr/pappso/i2masschroq>.

Main website



User manuals



* presenting and corresponding author

