



HAL
open science

LC-MS/HRMS-based untargeted metabolomics as a tool for analytical development: an application to biocontrol products' analysis in soil

Hikmat Ghosson, Delphine Raviglione, Yannick Brunato, Marie-Virginie Salvia, Cédric Bertrand

► To cite this version:

Hikmat Ghosson, Delphine Raviglione, Yannick Brunato, Marie-Virginie Salvia, Cédric Bertrand. LC-MS/HRMS-based untargeted metabolomics as a tool for analytical development: an application to biocontrol products' analysis in soil. *Metabolomics* 2022, Jun 2022, Valencia, Spain. , Oral and Poster Abstracts, P-111, pp.258, 2022. hal-03774134

HAL Id: hal-03774134

<https://hal.science/hal-03774134v1>

Submitted on 9 Sep 2022

HAL is a multi-disciplinary open access archive for the deposit and dissemination of scientific research documents, whether they are published or not. The documents may come from teaching and research institutions in France or abroad, or from public or private research centers.

L'archive ouverte pluridisciplinaire **HAL**, est destinée au dépôt et à la diffusion de documents scientifiques de niveau recherche, publiés ou non, émanant des établissements d'enseignement et de recherche français ou étrangers, des laboratoires publics ou privés.



Distributed under a Creative Commons Attribution - NonCommercial - NoDerivatives 4.0 International License

LC-MS/HRMS-based untargeted metabolomics as a tool for analytical development: an application to biocontrol products' analysis in soil

Hikmat Ghosson^{1,2,*}, Delphine Raviglione^{1,2}, Yannick Brunato^{1,2}, Marie-Virginie Salvia^{1,2}, Cédric Bertrand^{1,2,3}

*: hikmat.ghosson@univ-perp.fr; hikmatghosson@gmail.com

1: PSL Université Paris: EPHE-UPVD-CNRS, UAR 3278 CRIOBE, Université de Perpignan, 52 Avenue Paul Alduy, 66860 Perpignan Cedex, France
2: UFR Sciences Exactes et Expérimentales, Université de Perpignan Via Domitia, 52 Avenue Paul Alduy, 66860 Perpignan Cedex, France
3: S.A.S. AkiNaO, Université de Perpignan, 52 Avenue Paul Alduy, 66860 Perpignan Cedex, France

Context

5 extraction protocols were tested on 3 environmental conditions (all applied on 2 different soils): control, spiked with the Glyphosate pesticide, spiked with Pelargonic acid formulation. Determining the “optimal” extraction is not an easy task, as the experimental design is large, multi-factorial and complex. Hence, an innovative LC-MS/HRMS-based untargeted approach was designed in order to evaluate the optimal protocol by using metabolomics computational tools. Those tools provided easily-interpretable plots, comprehensive quantitative indices and chemical information. They were used to assess 4 criteria defining the “optimal” conditions: 1) the ability of the extraction to cover a wide range of metabolites (qualitative), 2) its yield (quantitative), 3) its repeatability, and 4) its ability to allow for the discrimination between spiked and control samples. Therefore, the current presentation will introduce this innovative LC-MS/HRMS untargeted metabolomics-based approach as a powerful tool for methods development

Experiment

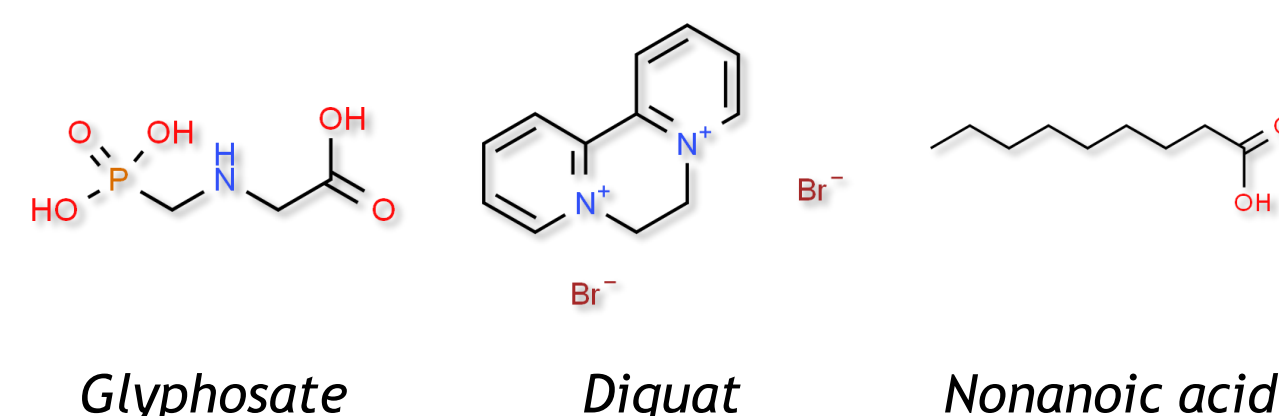
Experimental design

Spiking:
1× the field dose

Laboratory soil microcosms for 2 different soils (SP & ST)

3 environmental modalities with 5 replicates for each:

- ✓ Un-spiked Control soil (Ctr)
- ✓ Soil spiked with Formulated Glyphosate/Diquat (Gly)
- ✓ Soil spiked with Formulated Nonanoic acid (Bel)



Extractions

5 different protocols with different solvents and reagents were applied:

- ✓ E1: Simple extraction based on acidified (HCl) Ethyl Acetate (Romdhane et al.)
- ✓ E2: Simple extraction based on Methanol (Anastasiades et al.)
- ✓ E3: Simple extraction based on Methanol + 1% FA (v/v) (Anastasiades et al.)
- ✓ E4: Two-steps extraction based on two miscible mixtures of solvents
- ✓ E5: Two-steps extraction based on two miscible mixtures of acidified solvents

Total number of samples: $2 \times 3 \times 5 \times 5 = 150$

Chemical Analysis

LC: Vanquish UHPLC⁺ Focused System (Thermo Fisher Scientific)

- Modified C18 UHPLC Column (polar analytes retention enhanced)
- 20 min/run - Elution solvents:
 - ✓ A: H₂O + 0.1 % FA
 - ✓ B: ACN + 0.1 % FA

HRMS: maXis ESI-Q/ToF System (Bruker)

- Modes: Full HRMS and AutoMS/MS (DDA)
- Scan range: *m/z* 90-1000
- Resolution: 23000-26500 at *m/z* 90.9766-974.8133

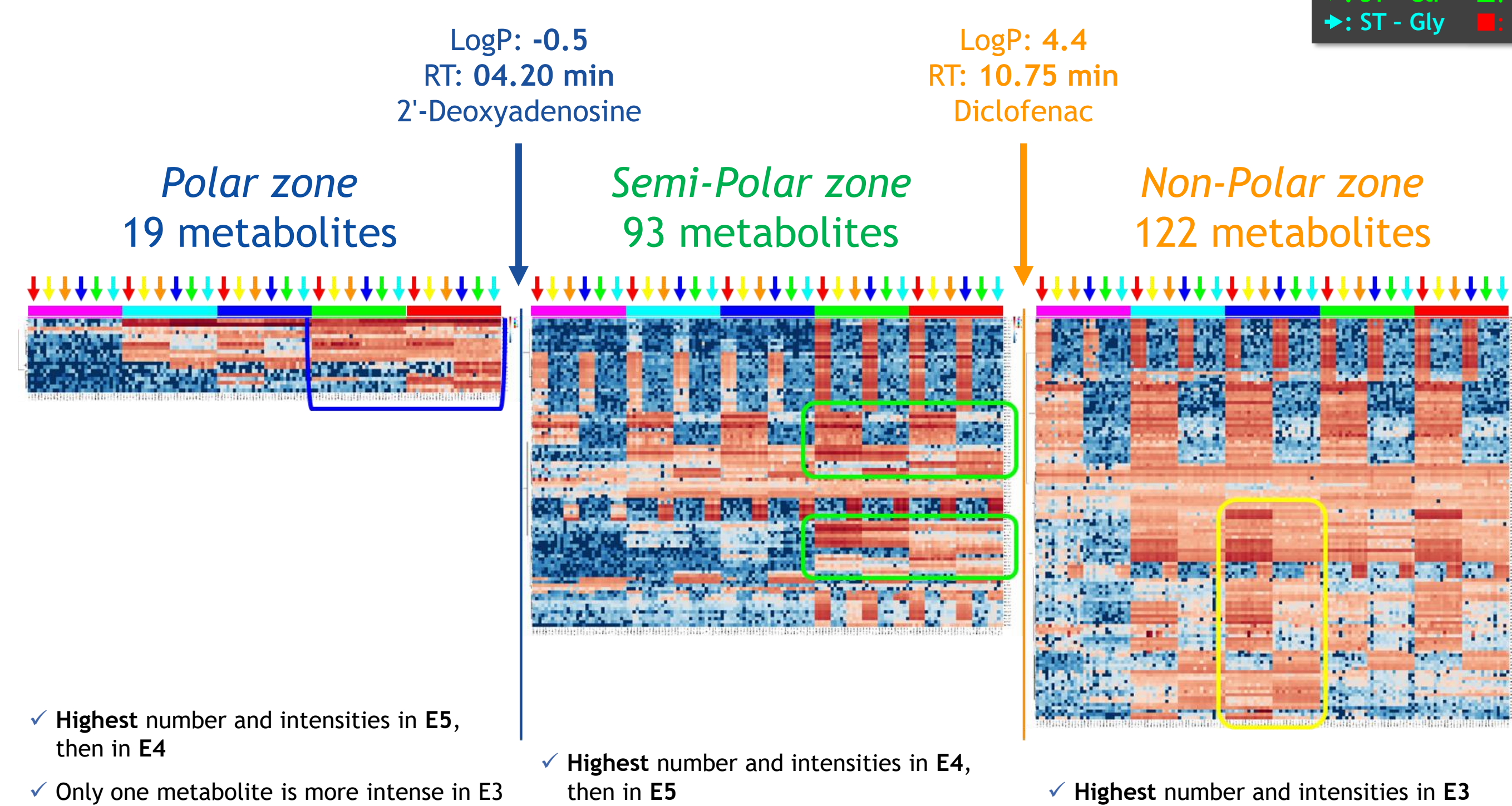


Data Analysis



Results

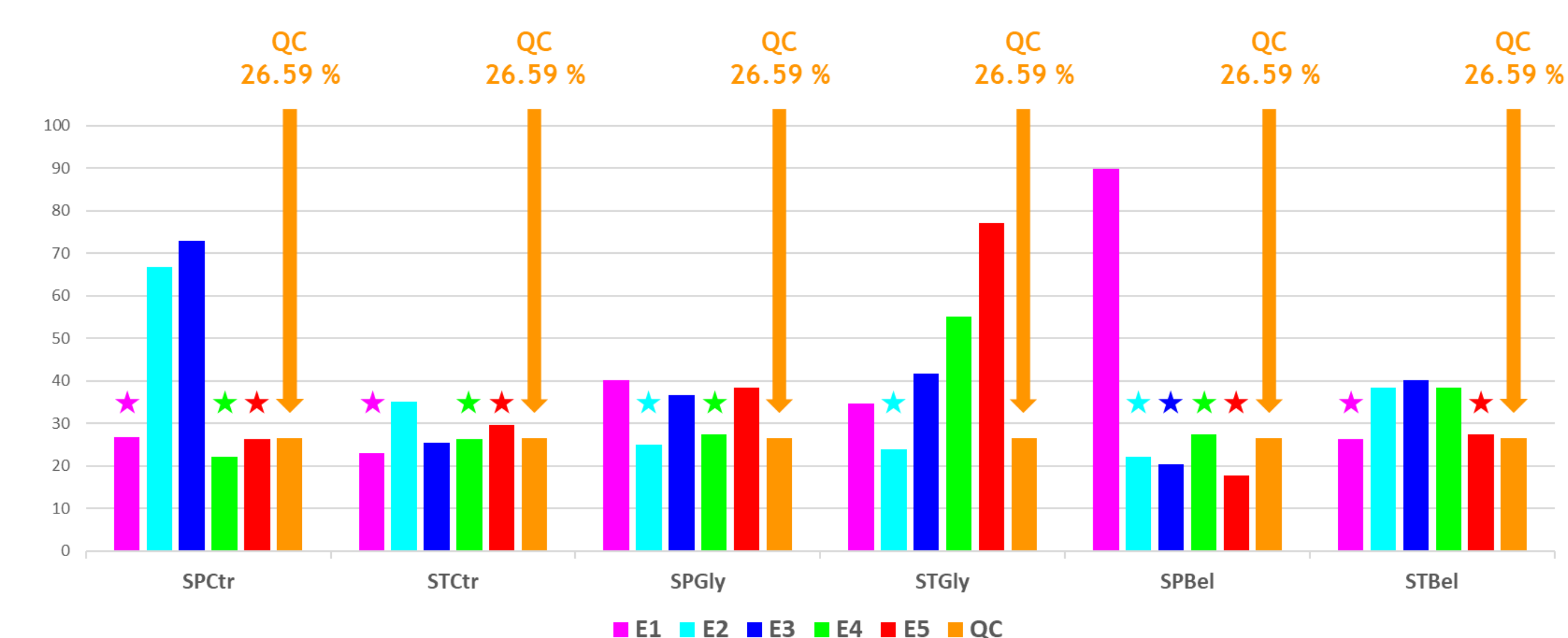
Extraction Performance



- ✓ Highest number and intensities in E5, then in E4
- ✓ Only one metabolite is more intense in E3
- ✓ Highest number and intensities in E4, then in E5
- ✓ Highest number and intensities in E3

Extraction Repeatability

➤ Euclidean Distances calculation: to assess extraction's “inter-replicates” reproducibility



Discrimination Power

- OPLS-DA is an explicative, supervised multivariate statistical analysis
- It allows to assess the ability and the predictivity of an extraction to discriminate between a control group of soil samples and a herbicide-spiked group of soil samples

	SP						ST					
	p1 R2X	R2Y	Q2	o1 R2X	R2Y	Q2	p1 R2X	R2Y	Q2	o1 R2X	R2Y	Q2
Gly												
E1	17.90	97.40	61.20	14.00	02.51	03.33	16.70	98.50	60.00	10.90	01.51	04.51
E2	19.30	96.40	67.10	12.40	03.21	04.34	17.70	98.10	63.00	10.50	01.74	04.21
E3	16.60	95.80	66.10	15.30	03.56	05.07	18.50	95.60	59.90	13.20	04.19	02.68
E4	24.90	97.70	80.80	10.60	02.14	02.63	20.10	97.80	72.10	13.50	02.06	05.51
E5	20.30	96.40	70.20	10.20	03.37	10.40	18.60	97.00	63.30	13.60	02.83	05.54
Bel												
E1	22.10	99.40	77.50	12.00	00.58	03.46	19.90	96.40	68.60	13.20	03.51	03.53
E2	29.80	98.60	88.40	11.90	01.31	02.56	29.40	96.50	85.60	09.71	03.40	01.34
E3	26.80	97.40	81.60	09.72	02.43	03.46	25.60	96.50	81.00	13.40	03.35	03.30
E4	37.20	98.90	93.40	10.70	01.07	01.39	33.00	98.00	90.80	15.00	01.87	02.53
E5	34.20	96.90	88.40	09.83	02.84	01.17	31.80	98.40	90.00	10.00	01.43	02.42

References

- Ghosson 2020. Thesis. Université de Perpignan
Salvia et al. 2018. *Environ. Sci. Pollut. Res.* 25(30):29841-29847
Patil et al. 2016. *Sci. Total Environ.* 566-567:552-558
Romdhane et al. 2016. *Front. Microbiol.* 7:775
Anastasiades et al. 2016. *EURL-SRM.* V9.1

Acknowledgments



Social Networks

