



HAL
open science

Medical students' exposure to and attitudes towards product promotion and incentives from the pharmaceutical industry in 2019: a national cross-sectional study in France

Martin Molina, Adeline Boeffard, Maxime Esvan, Benjamin Bastian

► To cite this version:

Martin Molina, Adeline Boeffard, Maxime Esvan, Benjamin Bastian. Medical students' exposure to and attitudes towards product promotion and incentives from the pharmaceutical industry in 2019: a national cross-sectional study in France. *BMJ Open*, 2022, 12 (7), pp.e045671. 10.1136/bmjopen-2020-045671 . hal-03770368

HAL Id: hal-03770368

<https://hal.science/hal-03770368v1>

Submitted on 1 Jun 2023

HAL is a multi-disciplinary open access archive for the deposit and dissemination of scientific research documents, whether they are published or not. The documents may come from teaching and research institutions in France or abroad, or from public or private research centers.

L'archive ouverte pluridisciplinaire **HAL**, est destinée au dépôt et à la diffusion de documents scientifiques de niveau recherche, publiés ou non, émanant des établissements d'enseignement et de recherche français ou étrangers, des laboratoires publics ou privés.



Distributed under a Creative Commons Attribution - NonCommercial 4.0 International License

BMJ Open Medical students' exposure to and attitudes towards product promotion and incentives from the pharmaceutical industry in 2019: a national cross-sectional study in France

Martin Molina,¹ Adeline Boëffard,¹ Maxime Esvan ,² Benjamin Bastian ^{1,2}

To cite: Molina M, Boëffard A, Esvan M, *et al.* Medical students' exposure to and attitudes towards product promotion and incentives from the pharmaceutical industry in 2019: a national cross-sectional study in France. *BMJ Open* 2022;**12**:e045671. doi:10.1136/bmjopen-2020-045671

► Prepublication history and additional supplemental material for this paper are available online. To view these files, please visit the journal online (<http://dx.doi.org/10.1136/bmjopen-2020-045671>).

Received 07 October 2020
Accepted 22 June 2022



© Author(s) (or their employer(s)) 2022. Re-use permitted under CC BY-NC. No commercial re-use. See rights and permissions. Published by BMJ.

¹Department of General Practice, Univ Rennes, Rennes, France
²Univ Rennes, CHU Rennes, Inserm, CIC 1414 (Centre d'Investigation Clinique de Rennes), Rennes, France

Correspondence to

Dr Benjamin Bastian;
benjamin.bastian@univ-rennes1.fr

ABSTRACT

Objectives To measure medical students' exposure to pharmaceutical product promotion and incentives nationwide, and to evaluate students' attitudes towards the pharmaceutical industry, access to education on promotional strategies and knowledge of institutional policies about drug company-student relationships.

Design Cross-sectional survey based on a 48-item anonymous questionnaire.

Setting All 37 French medical schools, from March to April 2019.

Participants French medical students in their 4th year of study and beyond, having studied exclusively in France.

Main outcome measure Cumulative frequency of students' exposure to pharmaceutical product promotion and incentives.

Secondary outcome measures Exposure within the last 6 months, attitudes regarding interactions with the industry, access to education on pharmaceutical product promotion and incentives and knowledge of institutional policies.

Results 6280 responses were analysed (10.4% out of a total of 60 550 eligible students). 5992 students (96.3% poststratification, 99% CI (96.1% to 96.5%)) had already been exposed to pharmaceutical product promotion and incentives and 4650 (78.1%, 99% CI (77.7% to 78.6%)) within the last 6 months. 5140 students (85.4%, 99% CI (84.8% to 85.8%)) had met a pharmaceutical representative. Regarding attitudes, 2195 students (36.8%, 99% CI (36.0% to 37.5%)) thought receiving a gift could influence their own prescriptions while 3252 (53.6%, 99% CI (53.1% to 54.2%)) thought it could influence their colleagues' prescriptions. 4533 students (76.0%, 99% CI (75.6% to 76.5%)) reported never having attended any lecture on promotional strategies. Exposure seemed to depend on the year of study and specialty. 5122 (88.1%, 99% CI (87.7% to 88.4%)) did not know whether their faculty had a policy regarding drug company-student interactions.

Conclusion In France in 2019, medical students' exposure to pharmaceutical product promotion and incentives remains considerable and starts early during medical training. Education on promotional strategies and institutional policies should be improved to ensure

STRENGTHS AND LIMITATIONS OF THIS STUDY

- ⇒ This is currently the largest nationwide study on French medical students' exposure to and attitudes towards pharmaceutical product promotion and incentives.
- ⇒ It provides information on all French medical schools and almost all medical specialties and years of seniority, enabling comparisons between them.
- ⇒ It occurs at a crucial time with regard to recent institutional and educational improvements in France, enabling the impact of these reforms to be monitored over time.
- ⇒ This observational and cross-sectional study could be subject to recall bias and does not enable conclusions to be drawn on changes in students' attitudes over time.
- ⇒ The response rate was quite low compared with other international studies, which means that the generalisation of results must be cautious.

responsible and ethical behaviour in prescribing medications.

INTRODUCTION

Physicians' interactions with the pharmaceutical industry have been described in numerous studies worldwide in the last two decades.¹⁻⁴ There is evidence that drug company-physician interactions alter physicians' prescribing behaviour.^{5 6} They have been shown to increase prescription of recently marketed drugs with no clear benefit over existing drugs,^{7 8} of drugs that are inconsistent with evidence-based guidelines⁹ or drugs that are costlier.^{1 10-12} On the other hand, these interactions seem to lead to lesser prescription of generic drugs.^{13 14} Consequently, evidence is accumulating on the undue influence of product promotion and incentives on medical practice, an important

issue since it can lead to a risk for patients' health and for the sustainability of the health system.

Furthermore, interactions between medical students and the pharmaceutical industry in the form of product promotion and incentives are widespread, from meeting pharmaceutical representatives (PRs) to educational events. Several studies have shown that early exposure to marketing generates a more positive attitude towards promotional strategies, and these interactions have given rise to serious concern.^{15–17} Most of the 32 studies in the systematic review by Austad *et al* concluded that students across 16 different countries were frequently exposed to these promotions and incentives, even in their preclinical years.¹⁸ The education of medical students and medical schools' conflict-of-interest (COI) policies play crucial roles in preparing future practitioners to react to promotional strategies.^{19–20} With this in mind, the American Medical Students Association (AMSA) developed the first scorecard to assess medical school policies on COI, updated in 2014 with more stringent criteria. Fourteen COI policy domains were scored from 0 (poor or no policy) to 3 (model policy). This evaluation contributed to considerable improvement in COI policies in American medical schools.²¹ Canada and Australia followed suit with their own assessments of medical school COI policies.^{20–22}

In 2012, Etain *et al* carried out a survey on 2101 French students about their attitudes towards product promotion and incentives and their knowledge of the notion of COI.²³ It showed that 79.4% of clinical students (years 4–6) and 96.6% of residents (year 7 to graduation) had already had contacts with a PR. Using the AMSA scorecard and the criteria proposed by Shnier *et al*, French medical school COI policies were evaluated in a similar way and medical schools were graded for the first time in January 2017.^{20–24} In November 2017, the 'Conférence des Doyens des Facultés de Médecine' (CDM, national body representing the Deans of French medical schools) ratified a Charter stating the need for education on 'ethics, medical deontology and scientific integrity', improving transparency and cooperation with teaching hospitals for the implementation of COI policies.²⁵ A further assessment of medical school policies in 2018 reported new initiatives, including the implementation of this Charter, but with few real practical improvements.²⁶

At the same time, the French legislative context is also changing, with for instance the promulgation in 2011 of a law prohibiting promotional gifts to doctors and compelling the pharmaceutical industry to declare financial links with physicians on an online register, in the wake of the French benfluorex (Mediator) scandal,²⁷ along with other more recent legislation.²⁸

Hence, it seems relevant to study the evolution of French medical students' exposure to pharmaceutical product promotion and incentives to evaluate the effects of these institutional and legislative measures, as there has been no more recent large-scale study than that by Etain *et al*.²³

Consequently, the main objective of this study was to evaluate medical students' exposure to pharmaceutical product promotion and incentives. The secondary objectives were to describe students' attitudes towards drug marketing, to look for determinants of exposure and attitudes, to evaluate students' access to education on product promotion and incentives and their knowledge of medical school policies.

METHODS

Study design

A cross-sectional observational survey was conducted, using a self-administered questionnaire, designed for all French medical students in their fourth year of study and above. The statistical analysis plan was registered on OpenScienceFramework on 1 August 2019 (osf.io/72mha).

Population

French medical studies are divided into three levels:

- ▶ Years 1–3: known as 'preclinical studies', corresponding to general and theoretical courses taking place mainly in university. Students come to hospital to learn how to examine patients for only a few hours a month.
- ▶ Years 4–6: are devoted to 'clinical studies'. Students spend half of their time at the hospital in different units. These students will be referred to as 'clinical students' for the purpose of this article.
- ▶ Year 7 to graduation: corresponding to 'residency'. From that moment, students study their specialty, spend most of their time at the hospital and can prescribe medication. Most specialties last 3 or 4 years. A few, such as surgical specialties, last 5 or 6 years. These students will be referred to as 'residents' for the purpose of this article.

Thus, contacts with healthcare settings (including hospital wards and medical practices) mostly begin during clinical studies and increase during residency. These two groups of students were therefore considered to be the most relevant for the purpose of this study.

Every clinical student and resident in all French medical schools was eligible. Those who completed the first two parts of the questionnaire entirely (personal characteristics and exposure to pharmaceutical product promotion and incentives) were included. Those who had studied abroad during their clinical studies but were attending residency programmes in France were excluded. This exclusion was decided secondarily, since the responses of these students did not solely reflect exposure to pharmaceutical product promotion and incentives and access to education on this matter in France, which could have altered the results. This measure was added to the initial statistical analysis plan after data collection.

Most of the results are presented according to the following student categories: clinical students, primary

care residents and other residents. For some specific analyses, residents were also divided into four groups:

- ▶ Group 1: primary care residents.
- ▶ Group 2: residents in medical specialties other than primary care who regularly prescribe drugs: *allergology, anaesthesiology and intensive care, dermatology, endocrinology and nutrition, gerontology, medical gynaecology, haematology, hepatology and gastroenterology, infectious disease, cardiology, internal medicine, rehabilitation, vascular disease, emergencies, nephrology, neurology, medical oncology, paediatrics, pneumology, psychiatry, rheumatology.*
- ▶ Group 3: residents in surgical specialties.
- ▶ Group 4: residents in medical specialties who do not prescribe drugs: *radiology, radiotherapy, public health, medical genetics, medical biology, nuclear medicine, anatomic pathology and occupational medicine.*

Patient and public involvement

We did not include patients as study participants. Patients were not involved in the research question nor in the study design. We do not plan to involve patients in the dissemination of the results.

Questionnaire design

On the basis of previous international studies,^{15 29 30} a 48-item self-administered questionnaire was drafted on Limesurvey. The survey was pilot-tested on a sample of 12 medical students from various specialties and levels of seniority, and a few changes were made thereafter. The questionnaires were slightly adjusted with conditional questions according to ‘clinical student’ or ‘resident’ status (eg, only residents were asked about their specialty during their residency programme, since clinical students had not yet chosen a specialty). Participants were required to answer each question before moving on to the next part of the questionnaire and could not go back to change previous answers. The resulting questionnaire is available in online supplemental appendix document 1.

Data collection

For confidentiality reasons, we could not obtain the medical students’ email addresses directly. The questionnaire was therefore sent to the administration departments of all 37 medical schools in France, who issued it to students using their email addresses as notified to the schools. Many of these departments confirmed by email that they had sent the questionnaire. A few departments refused to send it and others did not answer in spite of many reminders. Consequently, the questionnaire was also sent to student and resident associations in every locality and specialty to ensure it reached as many students as possible. Reminders were sent after 3 and 6 weeks. The survey ran from 1 March to 30 April 2019, a timeframe avoiding any changes in residency or academic year.

Outcome measures

The data collected can be grouped into the following categories: exposure to pharmaceutical promotion, students’

attitudes (‘appropriateness’ and ‘scepticism’) and data on student training, medical school and teaching hospital policies.

Exposure to pharmaceutical product promotion and incentives

For 10 situations of frequent potential exposure to incentives and promotions from the pharmaceutical and medical equipment industries, students were asked how often they had participated in events or accepted gifts or invitations since the beginning of their clinical studies, on a four-category scale (‘never’, ‘once to 5 times’, ‘6 to 10 times’, ‘>10 times’). Cumulative exposure (CE)—that is, the proportion of students exposed at least once to one of the situations—was then calculated. Similarly, exposure to these situations within the last 6 months was also measured.

Then the answers to the 10 situations were scored (‘never’ was scored 0, ‘1–5 times’ was scored 1, ‘6–10 times’ was scored 2, ‘>10 times’ was scored 3) so as to establish a CE score for each student, by summing the 10 scores. The index obtained, ranging from 0 to 30, was adjusted to reflect the students’ experiences according to the year of study.

Perceived ‘appropriateness’ of gifts and funding received from the pharmaceutical industry

Five instances of gifts and funding offers were presented to the students, and they were asked whether or not they felt it was appropriate to accept them. Students answered the questionnaire using a 4-point Likert scale to which scores were associated (‘strongly agree’ and ‘agree’ were scored 1, ‘disagree’ or ‘strongly disagree’ were scored 0). The points for each item were summed, defining an appropriateness score ranging from 0 to 5. This index was used to evaluate their level of acceptance of gift and funding offers from the pharmaceutical industry (0 meant minimal acceptance and 5 meant full acceptance).

Students’ ‘scepticism’ about the influence of pharmaceutical product promotion and incentives

Seven statements about the pharmaceutical industry were presented to the students using a 4-point Likert scale. The items consisted of two statements for which agreement did not amount to scepticism, and five statements where agreement pointed to scepticism about drug company marketing strategies (ie, pharmaceutical marketing contacts that could have an influence on future behaviour). The answers to the seven items were then scored (for the first two items, ‘strongly agree’ or ‘agree’ were scored 0, ‘disagree’ or ‘strongly disagree’=1; and the reverse for the five following items). The points for each item were summed, defining a scepticism score ranging from 0 to 7. This index ranked the students’ levels of scepticism regarding relationships between physicians and the industry in the area of promotional strategies (0 related to minimal scepticism, 7 to full scepticism).

Curricular content on pharmaceutical product promotion, incentives and interpersonal aspects

Students were asked if they had ever attended lectures on pharmaceutical promotional strategies, and if so whether they were optional or compulsory. Finally, perceived attitudes among senior physicians regarding promotion and incentives were collected.

Knowledge of medical school and teaching hospital policies

Finally, we asked about the medical students' knowledge of medical school and teaching hospital policies and about pharmaceutical industry interactions and COI policies.

Statistical analysis

To ensure the survey sample had characteristics that reflected most of the target population and to limit bias, analyses were conducted using poststratification weights based on a 2019 data register of French medical students supplied by the French Ministry of Higher Education and Scientific Research and the French national health professional demographic observatory (ONDPS). The criteria were medical school and year of study. To calculate the poststratification weights, the proportion of subjects in each stratum in this data register was divided by the proportion of the same group in the sample. Descriptive characteristics of the raw sample data and the target population are shown in the appendix for an assessment of their representativeness. All other reported data used poststratification weighting.

Continuous variables were compared using Student's *t*-test or analysis of variance for the normally distributed variables. Kruskal-Wallis or Wilcoxon tests were used for other variables. Categorical variables (such as binary variables) were compared between groups using the χ^2 test or Fisher's exact test. Depending on the variables considered, comparisons were made between clinical students, primary care residents and other residents, and sometimes between the different categories of residents, as specified in the 'Population' section.

In order to explore the impact of the incentive for students to meet PRs on their exposure to and attitudes about pharmaceutical promotion, comparisons of the correlations coefficients between the different scores were made using Fisher's *z* transformation.

The significance threshold was set at 0.01 for all statistical tests because of the large sample and in order to have stronger evidence in favour of an alternative hypothesis. Therefore, we present the 99% CIs around the estimates.

A post hoc analysis was performed to estimate the association between the CE score and potential confounding factors (covariates: age, gender, region, breakdown into year of study, education, appropriateness and scepticism scores) identified as being associated with the outcome. We selected any covariate with a significant test result in univariate analysis (threshold $p=0.25$). Then a multivariate linear analysis was performed using a step-by-step

strategy to retain the most parsimonious model, and the application conditions of the final model were checked.

Statistical analyses were performed on SAS V.9.4 (SAS Institute, Cary, North Carolina, USA) using 'WEIGHT' statement for poststratification weighting.

Ethical considerations

The medical students and residents were informed of the aim of this study in the emailed invitation to participate, and were free to answer or not, anonymously. At the end of the questionnaire, they were invited to give their contact details if they wanted to receive the published results.

RESULTS

In this section, after describing the characteristics of the population, data on students' exposure to pharmaceutical promotion and incentives (main results) will be presented first, followed by data on their attitudes towards it. The last two subsections will examine potential determinants of this exposure and the educational and institutional aspects mentioned in the 'Outcome measures' section.

Population

In all, 6573 students from 37 medical schools responded, 3728 clinical students (14.4% of all 25 903 French clinical students) and 2845 residents (8.2% of the 34 647 French residents in all specialties). These total numbers were official estimations provided by the French Ministry of Higher Education and the ONDPS for January 2019. Two hundred sixty-four were excluded because they did not fill in the exposure part of the questionnaire, and so were 29 residents because they had studied abroad during their clinical studies.

Concerning the clinical students, 28 administrative departments in the 36 French medical schools confirmed they had sent the questionnaire to students, 2 declined and 6 never responded to our request. Concerning the residents, 24 out of 37 medical school administrative departments stated they had sent the questionnaire at least once, 1 explicitly declined and 12 never responded. Among clinical student associations, 16 out of 36 officially agreed to send the questionnaire to their members, 1 declined and 19 did not answer solicitations despite reminders. Sixteen associations of primary care residents out of 28 agreed to disseminate the survey, 2 declined and 10 did not answer. Eleven associations of non-primary care residents out of 28 agreed to disseminate the questionnaire, 1 declined and 16 did not answer. It is likely that some administrative departments or associations circulated the questionnaire without actually answering the request messages. Consequently, the exact number of students reached is unknown. Finally, 6280 responses were included (10.4% of the 60 550 French clinical students and residents) (figure 1).

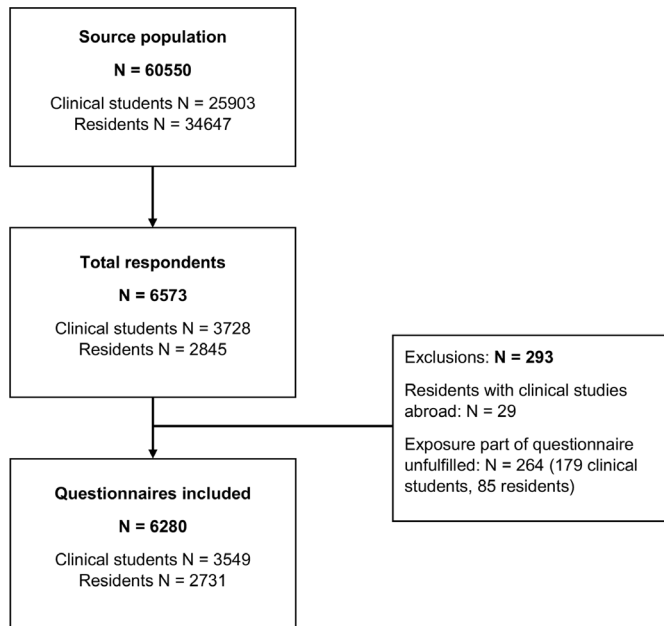


Figure 1 Recruitment of students.

The respondents' average age was 26.2 years and 4066 were women (65.4%, 99% CI (64.9% to 65.9%)) (post-stratified data). The average age of French medical students beyond the 4th year of study calculated on the data provided by the ONDPS was 24.5 and 35 113 (58.0%) were women. The population characteristics are presented in [table 1](#) (online supplemental appendix tables 1 and 2).

Exposure to pharmaceutical product promotion and incentives

Cumulative exposure

Five thousand nine hundred ninety-two students (96.3%, 99% CI (96.1% to 96.5%)) reported having been exposed at least once to one of the 10 situations since the beginning of their clinical studies. Among the 288 students (3.7%, 99% CI (3.5% to 3.9%)) who reported no exposure, 11 (0.9%, 99% CI (0.6% to 1.2%)) were residents ([table 2](#)).

The average CE score was 7.1 ± 14.1 across all students, and 9.6 ± 15.2 across residents alone. Among residents, the average CE score was 8.9 ± 12.3 for primary care residents, 10.2 ± 17.5 for group 2 residents (specialties with frequent drug prescriptions), 12.1 ± 15.4 for surgical specialty residents and 8.1 ± 14.9 for group 4 residents (specialties with no drug prescriptions).

Concerning the types of product promotion and incentive, the two most common exposure situations reported by students were meeting a PR and receiving an advertising document about a drug from a PR, regardless of student or resident status (85.4%, 99% CI (85.0% to 85.8%) of the total and 83.7%, 99% CI (83.3% to 84.1%) of the total, respectively). In third place came receiving a low-value advertising gift for clinical students and primary care residents (69.4%, 99% CI (68.6% to 70.1%) and 85.2%, 99% CI (84.4% to 86.0%)), respectively) and having a meal paid for by a drug company for other

residents (91.0%, 99% CI (90.4% to 91.5%)). In contrast, having a subscription to a medical journal paid for by the pharmaceutical industry was quite rare for a student or resident (3.4%, 99% CI (3.2% to 3.6%)). Attending a drug company-funded grand round or being funded to attend conferences or grand rounds was more common for residents in specialties other than primary care (respectively 82.1%, 99% CI (81.4% to 82.8%) vs 56.0%, 99% CI (54.9% to 57.0%) for primary care residents, and 40.0%, 99% CI (39.1% to 41%) vs 8.2%, 99% CI (7.7% to 8.8%) for primary care residents). See [figure 2](#) and the online supplemental appendix table 3 for full dataset.

Exposure within the last 6 months

Four thousand six hundred fifty (78.1%, 99% CI (77.7% to 78.6%)) students reported having been exposed at least once to one of the 10 situations proposed within the last 6 months, including 2246 clinical students (64.4%, 99% CI (63.6% to 65.1%)). Among the residents exposed in the last 6 months, 1162 (88.7%, 99% CI (88.0% to 89.4%)) were primary care residents, 878 (89.4%, 99% CI (88.7% to 90.1%)) were residents from group 2, 197 (98.0%, 99% CI (97.1% to 98.7%)) were surgical residents (group 3), and 167 (79.0%, 99% CI (76.9% to 81.0%)) were residents from group 4.

Student attitudes

Appropriateness

Three thousand eight hundred ten students (63.3%, 99% CI (62.3% to 64.3%)) considered it was appropriate for a physician to receive funding to attend conferences or sponsored grand rounds (answered 'agree' or 'strongly agree'). Three thousand three hundred seventy-seven students (58.1%, 99% CI (57.0% to 59.0%)) found free meals appropriate ([figure 3](#)). Three thousand two hundred thirty-one (54.1%, 99% CI (53.1% to 55.0%)) found it appropriate to receive gifts of small medical equipment. The mean appropriateness score among students was 2.2 ± 5.2 . The detailed answers to each proposal are presented in online supplemental table 4.

There was a correlation between exposure and appropriateness scores: $R=0.16$ (99% CI (0.14 to 0.19)). This means that students who were more favourable towards pharmaceutical promotion and incentives were more exposed, but the association was weak and of limited significance.

We found differences in average appropriateness scores across categories of students (see [table 3](#)).

Scepticism

Five thousand four hundred fifty-eight students (90.7%, 99% CI (90.4% to 91.8%)) considered that information provided by promotion and incentives by the drug industry was likely to be biased (responses 'agree' or 'strongly agree'). However, 3675 students (61.6%, 99% CI (60.9% to 62.4%)) considered that information from PRs was a useful way of learning about new drugs ([figure 4](#)). Two thousand one hundred ninety-five students (36.8%,

**Table 1** Sociodemographic characteristics of the respondents

	All n=6280	Clinical students n=3549	Primary care residents n=1335	Other residents n=1396
Age in years (mean±SD)	26.2±10.1	24.0±7.2	27.7±9.8	28.1±9.1
Gender (n, % poststratification)				
Female	4066 (65.4%)	2290 (65.3%)	930 (69.7%)	846 (62.1%)
Male	2214 (34.6%)	1259 (34.7%)	405 (30.3%)	550 (37.9%)
Year of study (n, % poststratification)				
4–6	3549 (56.5%)	3549 (56.5%)	–	–
7–9	2189 (34.9%)	–	1288 (96.5%)	901 (64.5%)
10–12	542 (8.6%)	–	47 (3.5%)	495 (35.5%)
Medical school (n, % poststratification)				
Paris	1021 (20.4%)	806 (22.9%)	54 (9.9%)	161 (25.2%)
Lille	169 (6.8%)	70 (7.2%)	50 (6.9%)	49 (6.1%)
Lyon	222 (5.0%)	149 (5.9%)	52 (6.6%)	21 (2.7%)
Bordeaux	303 (4.9%)	137 (4.8%)	85 (5.4%)	81 (4.7%)
Aix-Marseille	108 (4.6%)	59 (4.5%)	30 (6.6%)	19 (3.3%)
Nancy	349 (3.9%)	260 (4.2%)	62 (5.6%)	27 (2.2%)
Toulouse	164 (3.9%)	108 (3.4%)	2 (0.3%)	54 (7.2%)
Montpellier	195 (3.6%)	55 (3.1%)	103 (6.1%)	37 (2.4%)
Strasbourg	134 (3.5%)	83 (3.6%)	40 (5.2%)	11 (2.0%)
Rennes	445 (3.0%)	251 (2.8%)	109 (3.6%)	85 (2.6%)
Nantes	270 (3.0%)	110 (3.2%)	50 (1.8%)	110 (3.6%)
Rouen	161 (3.0%)	94 (2.7%)	38 (4.3%)	29 (2.3%)
Tours	157 (2.9%)	112 (3.3%)	17 (1.6%)	28 (3.3%)
Angers	417 (2.7%)	180 (2.7%)	141 (3.6%)	96 (2.1%)
Amiens	263 (2.7%)	209 (2.9%)	7 (0.7%)	47 (3.8%)
Caen	175 (2.7%)	86 (2.6%)	34 (2.3%)	55 (3.2%)
Grenoble	272 (2.6%)	194 (2.2%)	68 (5.4%)	10 (0.9%)
Besançon	201 (2.5%)	93 (2.4%)	53 (2.5%)	55 (2.5%)
Reims	195 (2.4%)	52 (2.9%)	36 (1.2%)	107 (2.7%)
Clermont-Ferrand	186 (2.4%)	112 (2.3%)	31 (2.8%)	43 (2.2%)
Dijon	87 (2.3%)	5 (2.0%)	23 (1.5%)	59 (3.3%)
Brest	187 (2.2%)	99 (2.2%)	51 (2.6%)	37 (1.9%)
Saint-Etienne	168 (1.9%)	94 (1.7%)	28 (1.9%)	46 (2.3%)
Nice	113 (1.9%)	30 (1.9%)	55 (2.7%)	28 (1.4%)
Limoges	150 (1.5%)	71 (1.7%)	27 (1.1%)	52 (1.6%)
Antilles-Guyane	64 (1.5%)	30 (0.9%)	15 (1.5%)	19 (2.2%)
Poitiers	38 (1.5%)	0 (0.0%)	29 (4.1%)	9 (1.4%)
La Réunion/Océan Indien	66 (0.8%)	–	45 (2.1%)	21 (0.8%)

99% CI (36.0% to 37.5%)) considered that receiving a gift could influence their own prescription behaviour and 3252 (53.6%, 99% CI (53.1% to 54.2%)) thought it could impact their colleagues' behaviours. Two thousand seven hundred seventy-six students (45.2%, 99% CI (44.7% to 45.8%)) thought medical schools should prevent any interaction between students and PRs. Three thousand two hundred fifty-eight students (53.8%, 99%

CI (53.2% to 54.3%)) believed that information received from PRs was often biased but at the same time that it was also useful for their education. Among the 4003 students who found small gifts inappropriate, 2982 (76.8%, 99% CI (76.2% to 77.4%)) had already received at least one, and 1579 (42.6%, 99% CI (41.9% to 43.3%)) within the last 6 months. The detailed answers to each proposal are presented in online supplemental appendix table 5.

Table 2 Characteristics of exposure to pharmaceutical promotion and incentives per student category

	All n=6280	Clinical students n=3549	Primary care residents n=1335	Other residents n=1396	P value
CE to pharmaceutical product promotion and incentives (n, % poststratification, 99% CI)					
No exposure	288 (3.7%) (3.5% to 3.9%)	277 (7.9%) (7.5% to 8.4%)	2 (0.2%) (0.1% to 0.3%)	9 (0.7%) (0.5% to 0.9%)	<0.001*
Exposure of any nature	5992 (96.3%) (96.1% to 96.5%)	3272 (92.1%) (91.6% to 92.5%)	1333 (99.8%) (99.7% to 99.9%)	1387 (99.3%) (99.1% to 99.5%)	
CE score (mean±SD)					
	7.1±14.1	4.0±7.1	8.9±12.3	10.1±17.3	<0.001†
Number of situations to which students had been exposed at least once (n, % poststratification, 99% CI). Medians are in bold, quartiles are underlined					
0	288 (3.7%) (3.5% to 3.9%)	277 (7.9%) (7.5% to 8.4%)	2 (0.2%) (0.1% to 0.3%)	9 (0.7%) (0.5% to 0.9%)	<0.001‡
1	325 (3.9%) (3.7% to 4.1%)	311 (8.3%) (7.9% to 8.8%)	6 (0.3%) (0.2% to 0.4%)	8 (0.7%) (0.5% to 0.9%)	
2	555 (7.4%) (7.1% to 7.7%)	509 (14.8%) (14.2% to 15.4%)	18 (1.2%) (1.0% to 1.5%)	28 (2.1%) (1.8% to 2.4%)	
3	864 (11.4%) (11.0% to 11.7%)	726 (19.8%) (19.1% to 20.4%)	85 (6.4%) (5.9% to 6.9%)	53 (3.7%) (3.4% to 4.1%)	
4	1170 (17.6%) (17.2% to 18.0%)	823 (24.5%) (23.8% to 25.2%)	179 (14.6%) (13.8% to 15.3%)	168 (10.4%) (9.8% to 10.9%)	
5	1164 (19.2%) (18.8% to 19.6%)	563 (15.1%) (14.5% to 15.7%)	273 (21.6%) (20.7% to 22.5%)	328 (23.1%) (22.3% to 23.9%)	
6	915 (16.8%) (16.4% to 17.2%)	247 (6.9%) (6.5% to 7.3%)	340 (25.1%) (24.1% to 26.0%)	328 (24.1%) (23.3% to 25.0%)	
7	629 (12.2%) (11.8% to 12.6%)	71 (2.2%) (2.0% to 2.4%)	269 (18.8%) (17.9% to 19.6%)	289 (20.9%) (20.1% to 21.7%)	
8	289 (6.1%) (5.9% to 6.4%)	18 (0.5%) (0.4% to 0.6%)	134 (10.2%) (9.6% to 10.9%)	137 (10.8%) (10.2% to 11.4%)	
9	69 (1.3%) (1.2% to 1.4%)	3 (0.1%) (0.0% to 0.1%)	24 (1.4%) (1.1% to 1.6%)	42 (3.0%) (2.7% to 3.3%)	
10	12 (0.3%) (0.2% to 0.3%)	1 (0.0%) (0.0% to 0.1%)	5 (0.4%) (0.2% to 0.5%)	6 (0.5%) (0.4% to 0.7%)	

The CE score is the sum of the answers to the 10 exposure situations assessed on a four-category scale, ranging from 0 (no exposure) to 30 (maximum exposure). Comparisons were made between subgroups of students (including residents) with the following tests.
 *Kruskal-Wallis test.
 †Analysis of variance.
 ‡Fisher's exact test.
 CE, cumulative exposure.

The average scepticism score was 4.0±5.4 (see [table 4](#)).

There was a correlation between exposure and scepticism: R=−0.15 (99% CI (−0.18 to −0.12)). This means that the more sceptical were the students, the less often had they been exposed, but here too, the association was weak and of uncertain significance.

Potential determinants of exposure

In this section, the students' statements about the factors they believed influence their attitudes towards pharmaceutical promotion and incentives will be presented first, especially with regard to the influence of interpersonal

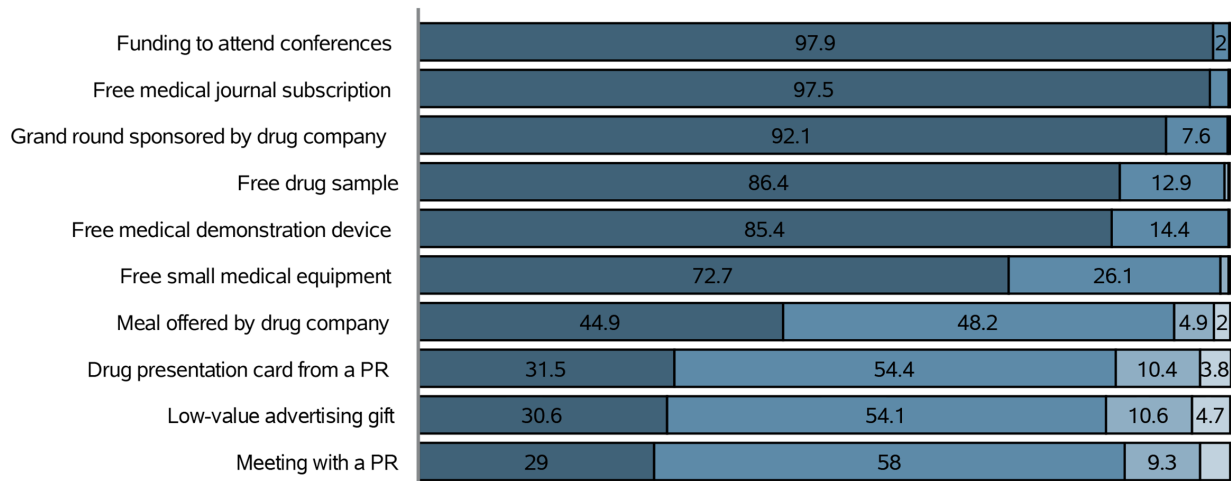
relationships. The multivariate model, which provides more objective information, will be considered in a second step.

Declarative factors

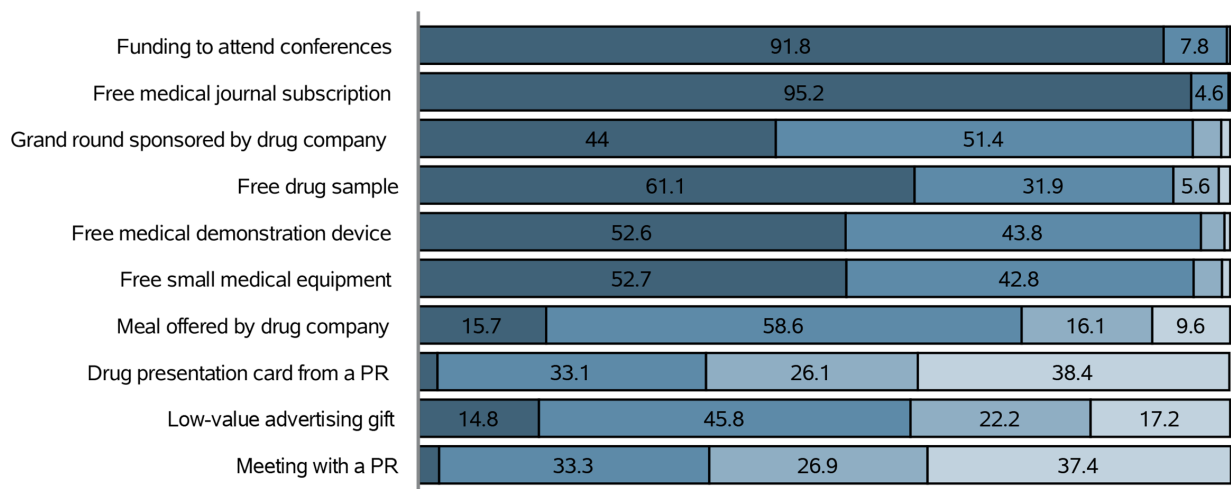
Two thousand seven hundred eighty students (49.1%, 99% CI (48.5% to 49.7%)) reported that the frequency of their meetings with PRs depended on their own decision. Four thousand five hundred ninety-five students (78.4%, 99% CI (78.0% to 78.9%)) reported that it depended on the local habits in their hospital or in the physicians' office. Four hundred thirty-two students (7.7%, 99%



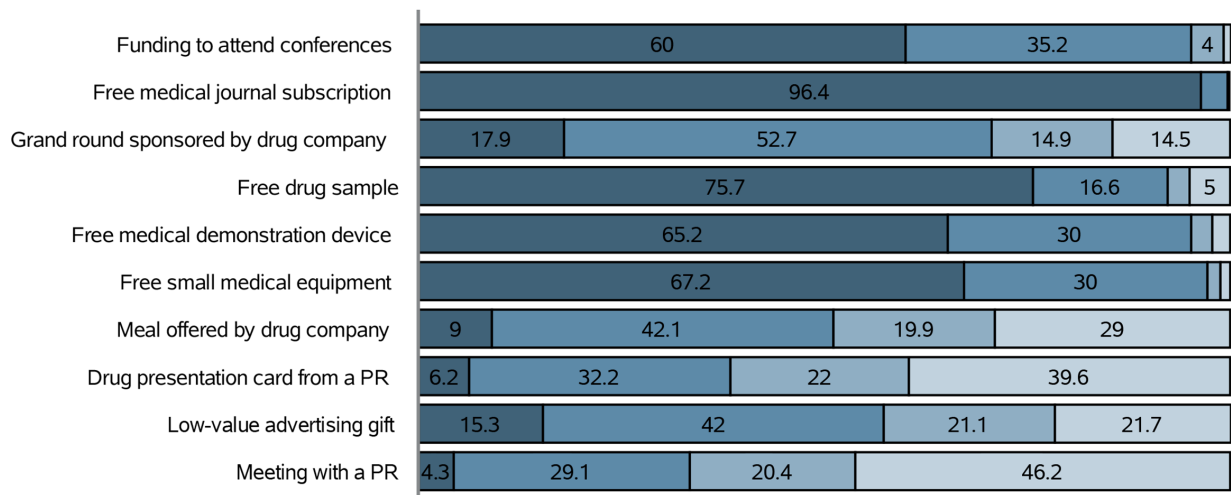
a. Clinical students



b. Primary care residents



c. Other residents



■ Never ■ Once to 5 times ■ 6 to 10 times ■ More than 10 times

Figure 2 Exposure of medical students to each type of pharmaceutical product promotion and incentive. Numbers are percentages.

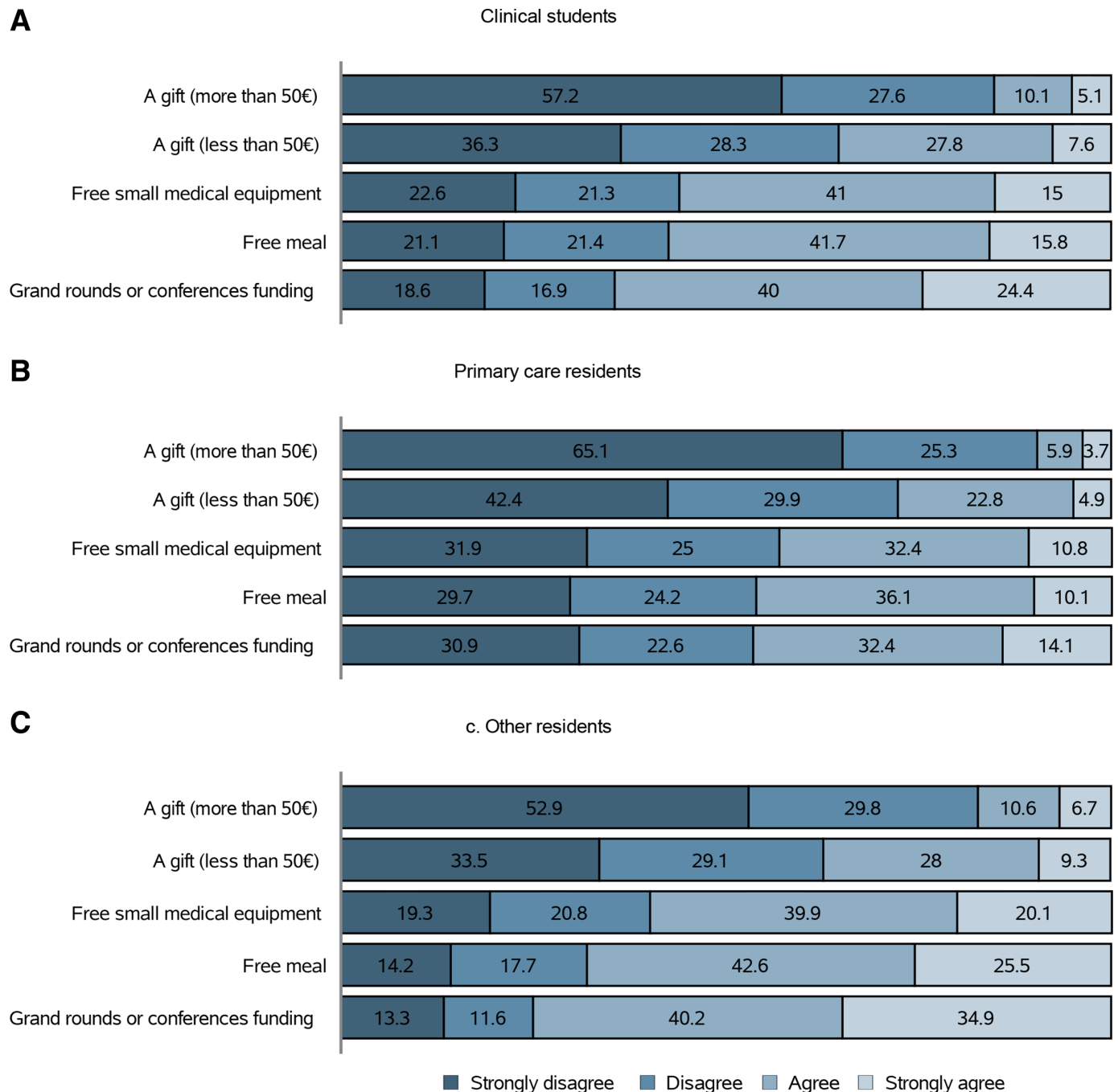


Figure 3 Appropriateness of gifts and promotional funding from the pharmaceutical industry as perceived by students. Each student was asked to assess whether they found it acceptable to receive each of the items proposed. Numbers are percentages.

CI (7.4% to 7.8%)) said they had refused to meet PRs, as they felt at risk of being judged or criticised by their colleagues.

Two thousand two hundred fifty-nine students (41.8%, 99% CI (41.0% to 42.5%)) reported that physicians around them had ‘often’ or ‘very often’ attended meetings with PRs in their presence. One thousand eight hundred sixty-two students (37.5%, 99% CI (36.6% to 38.3%)) reported having ‘often’ or ‘very often’ been asked by older practitioners or medical teaching staff to meet PRs. Among these were 685 clinical students (24.1%, 99% CI

(23.0% to 25.2%)), 495 primary care residents (39.7%, 99% CI (38.1% to 41.4%)) and 682 residents in other specialties (53.3%, 99% CI (51.7% to 55.0%)). Two thousand eight hundred twenty-one students (46.2%, 99% CI (45.6% to 46.7%)) indicated they had never been advised on how to deal with pharmaceutical product promotion and incentives by their internship supervisors.

Students who reported having ‘often’ or ‘very often’ been asked to meet PRs had a significantly higher correlation between exposure and appropriateness scores ($R=0.19$, 99% CI (0.13 to 0.25)) than those who had not

Table 3 Average appropriateness scores according to student categories

	Number	Appropriateness score (mean±SD)	P value
All	5992	2.2±5.2	<0.001*
Clinical students	3333	2.3±4.5	
Primary care residents	1306	1.7±5.6	
Other residents	1353	2.6±5.9	
Among residents	2659	2.2±5.9	<0.001*
Group 1 (primary care residents)	1306	1.7±5.6	
Group 2 (residents in medical specialties other than primary care who regularly prescribe drugs)	954	2.4±6.0	
Group 3 (surgical residents)	196	3.2±5.0	
Group 4 (residents in medical specialties who do not prescribe drugs)	203	2.7±5.8	

The appropriateness score was calculated by summing the answers to the five questions assessing the acceptance of gifts and incentives after reclassification into a binary variable (agree/do not agree). It ranged from 0 (meaning that gifts and incentives appeared to be totally inappropriate for the respondent) to 5 (meaning full acceptance of gifts and incentives by the respondent).

*Analysis of variance.

often been encouraged to attend meetings ($R=0.12$, 99% CI (0.08 to 0.16)) ($p<0.001$). This suggests that the exposure of the former increases more rapidly when their appropriateness score is higher than that of the latter. The reverse correlation between exposure and scepticism scores among students reporting having ‘often’ or ‘very often’ been asked to meet with PRs ($R=-0.17$, 99% CI (-0.23 to -0.11)) was a little higher than for students who had not ($R=-0.12$, 99% CI (-0.16 to -0.08)), but without statistical significance ($p=0.086$). As mentioned above, these correlations remain weak.

Multivariate analysis

Using a multivariate linear model, three factors appeared to be significantly associated with the extent of exposure that students reported, as measured by the CE score: region of study, year of study and appropriateness scores ($p<0.001$ for each). For the last two, the relationship was positive, meaning that the more advanced the students were in their years of study or the higher their appropriateness score, the higher the CE score (see online supplemental appendix table 6 for detailed results).

Educational and institutional aspects

Four thousand five hundred thirty-three students (76.0%, 99% CI (75.6% to 76.5%)) reported they had never received education on drug company-physician relationships or on pharmaceutical product promotion and incentives. This educational content was compulsory for 759 out of the 1215 respondents who had already attended lectures on the subject (64.0%, 99% CI (62.8% to 65.1%)). One hundred seventy-six primary care residents out of 1296 respondents (11.4%, 99% CI (10.7% to 12.1%)) reported receiving information on product promotion and incentives during their residency programme vs 62 residents from other specialties out of 1342 (5.2%, 99% CI (4.8% to 5.7%)) ($p<0.001$, Student’s

t-test). Four thousand three hundred eighty-six students (73.5%, 99% CI (72.5% to 74.5%)) reported they did not feel adequately trained on how to interact with PRs.

Students who reported having received education on pharmaceutical product promotion and incentives had lower appropriateness scores and higher scepticism scores than the others (table 5).

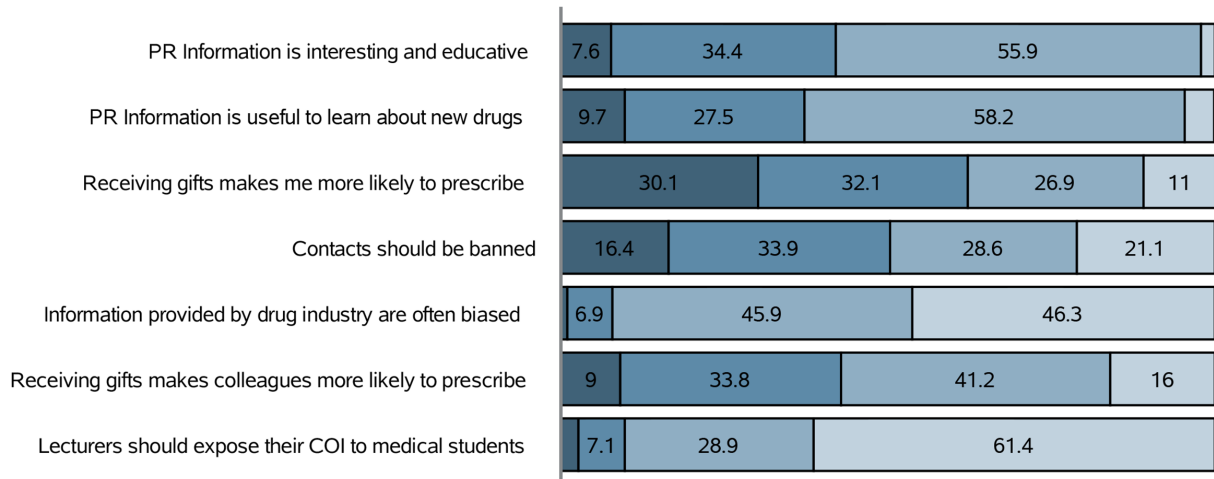
Five thousand one hundred twenty-two students (88.1%, 99% CI (87.7% to 88.4%)) did not know whether there was a policy regarding interactions between drug companies and medical students in their medical school. Five thousand two hundred thirty-three (89.7%, 99% CI (89.3% to 90.0%)) students did not know if such a policy existed in their hospitals. Four thousand nine hundred seventy-nine students (84.9%, 99% CI (84.5% to 85.3%)) were unaware of the recent CDM ethics and deontology charter.

DISCUSSION

In 2019 in France, despite several institutional and legislative initiatives to guard medical students from pharmaceutical product promotion and incentives, 96.3% of them had already been exposed, including 78.1% in the 6 months before the survey, which seems a high level of exposure. Exposure to drug company marketing pressures appears to begin early in the curriculum. The amount of exposure appears to be linked to the level of acceptance of this type of promotional activity, and to the year of study, and it varies across regions. Although medical students still had favourable attitudes towards pharmaceutical product promotion and incentives, they appeared less favourable than in the previous survey in 2011²³; 76.0% of them reported never having received any education on drug company-physician interactions or pharmaceutical product promotion and incentives. In

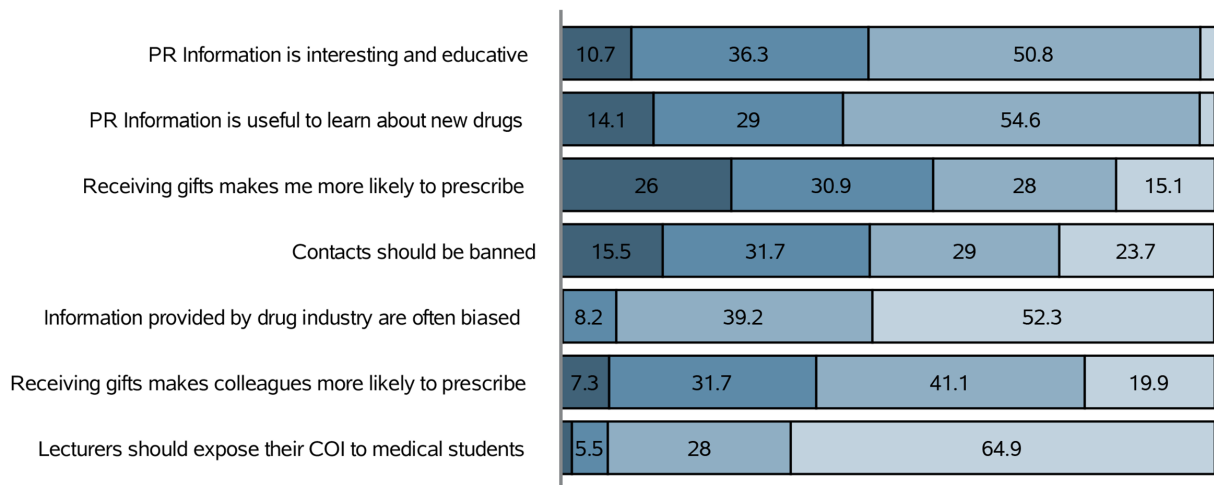
A

Clinical students



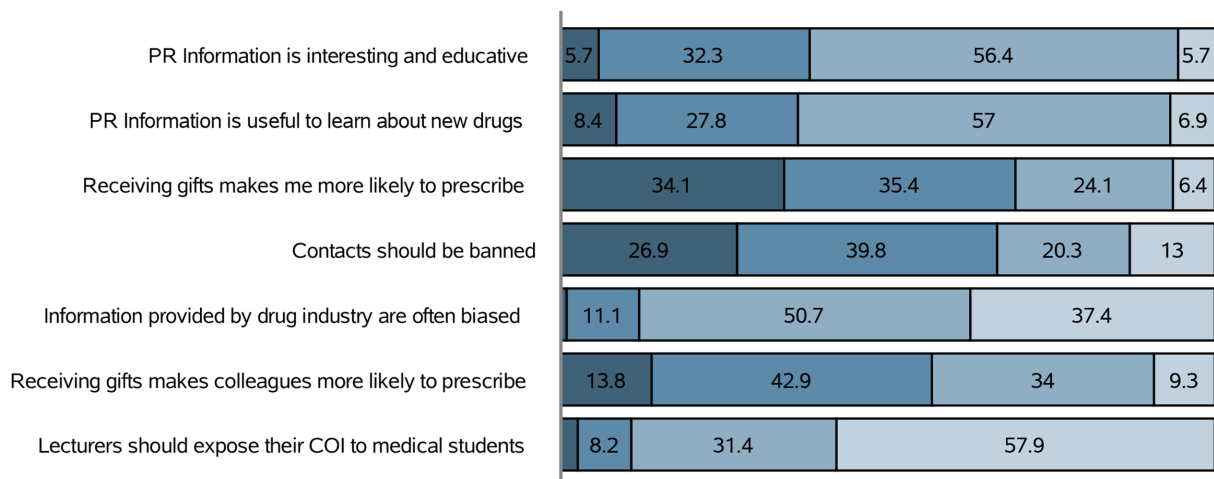
B

Primary care residents



C

Other residents



Strongly disagree
 Disagree
 Agree
 Strongly agree

Figure 4 Students' scepticism about the influence of pharmaceutical product promotion and incentives. Students were asked whether they agreed or disagreed with the items proposed. Numbers are percentages.

**Table 4** Average scepticism scores according to student categories

	Number	Scepticism score (mean±SD)	P value
All	5980	4.0±5.4	<0.001*
Clinical students	3324	4.1±4.5	
Primary care residents	1304	4.3±6.0	
Other residents	1352	3.6±6.5	
Among residents	2656	3.9±6.4	<0.001*
Group 1 (primary care residents)	1304	4.3±6.0	
Group 2 (residents of medical specialties other than primary care who regularly prescribe drugs)	953	3.7±6.6	
Group 3 (surgical specialties)	196	3.1±5.5	
Group 4 (residents of medical specialties who do not prescribe drugs)	203	3.5±6.4	

The scepticism score is calculated by summing the answers to the seven proposals after reclassification into a binary variable (agree/disagree), as defined in the 'Methods' section. It ranges from 0, meaning no scepticism (the student does not think that contacts with promotional activities could have an influence on future behaviour), to 7 (he or she thinks that it could have an influence on future behaviour).

*Analysis of variance.

addition, 84.9% of the students had no knowledge of the existing CDM Ethics Charter, 15 months after its approval.

Exposure to pharmaceutical product promotion and incentives

On local scale, in France, some recent research has shown fairly homogeneous exposure of medical students to product promotion and incentives: 93.0% of residents reported they had already met PRs in 2018 in the Centre-Val de Loire region, and 97.0% of clinical students and 100.0% of residents in Lyon in 2012.^{31 32} Compared with the nationwide study by Etain *et al*, we observed stable levels of exposure during residency and slightly less exposure for clinical students concerning meetings with PRs and free lunches (a comparison of the main results is presented in online supplemental appendix table 7).²³ This result could indicate that exposure has recently begun to decrease, following new educational initiatives and institutional reforms.

The systematic review by Austad *et al* reported various levels of exposure across countries and regions, with a substantially higher exposure rate in the USA.¹⁸ Our results seem consistent with the highest exposure rates reported in this study and other international studies.^{29 33} For instance, 96.8% of third-year students had had a free

lunch in the American study by Sierles *et al* while 73.9% of Norwegian sixth-year students had been exposed to product promotion and incentives in the study by Lea *et al*.^{15 34}

However, the results concerning the types of exposure differed in some studies. Sierles *et al* and Bellin *et al* found that 89%–98% of American clinical students had accepted free lunches or snacks provided by the pharmaceutical industry, as compared with only 55.1% in our study.^{15 35} Textbooks as gifts were also more frequent in the American studies.¹⁸ These differences can be explained by cultural differences among students, and by different marketing strategies across countries. The cost of education in the USA—higher than in France—could also play a role.

Our results show increasing exposure to marketing between clinical student years and residency, which is consistent with the literature. The systematic review by Austad *et al* and the study by Etain *et al* reported the same trend.^{18 23} This could be explained by the fact that residents are allowed to prescribe and constitute better targets for promotional products and incentives. It could also be accentuated by the fact that they spend all their time in hospital wards or medical offices.

Specialty residents who do not prescribe drugs (group 4) seemed to be less exposed to pharmaceutical product promotion and incentives than the others (group 2). This could suggest that those that do prescribe could be more specifically targeted by pharmaceutical promotions and incentives. Above all, surgical residents seemed to be the most exposed in our study, all situations considered. They also had the most favourable attitudes towards pharmaceutical marketing activities. This could be because of their considerable proximity with the medical equipment industry, inherent in surgical activities.

Regarding situations of exposure, we observed that primary care residents were not exposed to strictly

Table 5 Appropriateness and scepticism scores according to access to education on pharmaceutical industry incentives

	All	No education n=4533	Education n=1403	P value
Appropriateness score (mean±SD)				
N=5992	2.2±5.2	2.3±5.2	2.1±5.3	<0.001*
Scepticism score (mean±SD)				
N=5980	4.0±5.4	3.9±5.3	4.3±5.5	<0.001*

*Student's t-test.

the same situations as residents in other specialties. In France, residents from specialties other than primary care spend more time in hospital wards and are invited to attend more conferences and grand rounds during their training than primary care residents, which could partly explain these results. As they are more often required to prescribe specific drugs that are more expensive and profitable for the industry, they may be subjected to more marketing pressure from the pharmaceutical industry.

Differences in exposure across medical schools were difficult to analyse because of the unequal distribution of the students, despite poststratification adjustment. Therefore, they are not presented in the current paper.

Attitudes towards product promotion and incentives

Perceived appropriateness, and to a lesser extent scepticism, differed according to student categories, and for residents according to their specialty. It is interesting to see that these results are consistent with those from previous studies.

Attitudes and exposure

The correlations between exposure and perceived appropriateness scores and between exposure and scepticism scores in our study suggest a link between high levels of exposure and more favourable attitudes towards pharmaceutical product promotion and incentives. However, as mentioned above, the strength of these associations is weak and their interpretation must be cautious. Furthermore, it is not possible to conclude on the direction of this association, and thus to say whether exposure to pharmaceutical promotion and incentives makes students more receptive towards it, or the opposite.

Gifts without educational purpose seemed to be less readily accepted than meals, funding to attend conferences or grand rounds, or medical equipment, and even less if their value was over €50. These findings are consistent with previous findings from several studies in other countries, such as the research by Sierles *et al* or that by Soyk *et al*.^{15 16 29} This could be explained by several factors, such as a more marked perception of reciprocity than for other promotional benefits, often not perceived as situations of COI, and also by the reinforcement of French law regarding gifts since 2011.²⁸

Primary care residents seemed less likely to consider that pharmaceutical product promotion and incentives were appropriate, and they were more sceptical than other residents, which is consistent with previous studies.^{18 19} Since primary care residents reported receiving better education on physician-industry relationships, this difference could suggest an educational impact on attitudes towards product promotion and incentives from the pharmaceutical industry. Likewise, the results suggest that surgical residents accepted more pharmaceutical product promotion, medical equipment promotion and incentives and had more favourable attitudes towards drug and medical equipment industries than other residents. These differences also underline the fact that habits, and

interpersonal and cultural factors, necessarily different across specialties, have an influence on attitudes.

Unrecognised influence

As a population group, medical students seem to be exposed to influence. Indeed, while 5458 students (90.7%) admitted they thought information from PRs was often biased, half of them reported being willing to meet them. In this study, only 2195 students (36.8%) thought receiving gifts could influence their prescribing habits but 3252 (53.6%) thought it could have an influence on their colleagues. This phenomenon, called the 'illusion of unique invulnerability', is one of the first sources of vulnerability to drug marketing influence.^{36 37} These results are however quite different from those reported by Etain *et al*, where only 2.0% of clinical students and 3.7% of residents perceived an influence on their own behaviour.²³ In this earlier study, response choices to these questions were binary, and the subject was explicitly the perception of COI situations, in part explaining the difference. It could also suggest that French students' awareness of the potential influence of pharmaceutical product promotion and incentives has recently been on the increase.

Determinants of exposure

This study tends to suggest that students who were encouraged by physicians to meet PRs were more likely to find gifts appropriate. Relationships with peers are potentially an important way of influencing attitudes regarding drug promotion and incentives, and for this reason, other studies should be performed to confirm this hypothesis. Most of the students reported that usual practice in their hospital or medical unit influenced the frequency of their meetings with PRs. It also underlines the importance of medical culture, the environment and possible peer pressure. Concerning the correlation between favourable attitudes and frequency of invitations from senior physicians to meet PRs, it suggests that students who were invited frequently had more favourable attitudes towards product promotion and incentives. Although the same precautions discussed above regarding the interpretation of correlation results apply to the strength of this association and causality, it is interesting to note that Sierles *et al* found similar results ($R = -0.35$ vs -0.185 ; $p = 0.18$).¹⁵ This also underlines the influence of peers and role models.

In addition to confirming greater exposure over the years of study, multivariate analyses showed that there was great geographical disparity in this exposure. The French Regions were the smallest geographical unit that could be used to perform this modelling in a statistically reliable manner. However, it is likely that exposure actually varies across different medical schools. Their grouping within regions has no logic other than geographical, which makes any direct comparison impossible to interpret. Therefore, in order to avoid any misuse of this raw data, we preferred to recode the name of each region in the table provided in the online supplemental appendix



1. The existence of this geographical disparity has already been found in the literature.^{16,18}

Concerning the appropriateness and scepticism item scores, only appropriateness measures proved significantly associated with exposure in the multivariate analyses. The students' scales of values thus seem to play a more marked role than critical attitudes towards pharmaceutical product promotion and incentives in their exposure to them.

Education on pharmaceutical product promotion and incentives

In 2019, 76.0% of French medical students and residents reported that they had not attended any lectures on the industry's marketing techniques nor on the way to manage pharmaceutical product promotion and incentives, irrespective of the type or the amount of education. This is an important finding, considering that the lack of lectures for medical students and young physicians on this subject was underlined after the Benfluorex health scandal in 2010²⁷ and that the CDM ethics charter encourages interactive learning on the subject of medical integrity.²⁵ However, this charter is recent and its effects were probably not perceptible at the time of data collection, which is also what other authors seem to think.²⁶ It is also possible that these results are affected by recall bias.

Only 4.3% of the medical students reported having had a lecture on COI in the study by Etain *et al* vs 17.2% (99% CI (16.6% to 17.7%)) in our study. This could suggest that the proportion of teaching devoted to education on COI and interactions with drug marketing representatives have nevertheless increased. Unfortunately, we do not have the details of the 2012 study results, which included preclinical students, making precise comparisons impossible.²³ Other studies have confirmed that new training courses on pharmaceutical product promotion and incentives have recently been introduced, mainly at local level and through individual initiatives.^{26,38,39}

Institutional and teaching hospital policies

Furthermore, 84.9% of the students had no knowledge of an existing policy regarding drug company-medical student interactions in their medical school or in their respective teaching hospitals. Likewise, most students were still unaware of the existing CDM Ethics Charter, even 15 months after it was adopted by most of the French medical schools.²⁵ This could be explained by the fact that these policies are relatively new, insufficiently promoted and rarely implemented. A recent survey on COI policies in French teaching hospitals showed that in December 2017, 53.1% had adopted some rules and regulations, 12.5% had considered implementing a policy and only 6.3% had begun implementation.²⁶

Policy reinforcement regarding pharmaceutical product promotion and incentives could have positive effects on students' attitudes. Indeed, international studies, especially in the USA, showed that graduates studying in schools with more stringent COI policies had

fewer contacts with PRs,⁴⁰ exhibited lesser acceptance of gift incentives, were more sceptical⁴¹ and prescribed fewer new medications and fewer heavily promoted medications with no clinical proof of superiority.^{17,30} In France, there has so far been no study exploring medical practice according to previous COI policies in medical schools, and it would be interesting to carry out further studies on the matter.

Since July 2019, after our data collection, a new French health law banned any funding of medical students by the pharmaceutical industry for any kind of training activity.⁴² Despite the implementation issues of this legislation, it underlines the topicality of the subject and reinforces the relevance of basic screening for exposure to pharmaceutical marketing product promotion and incentives in France.

Strengths and limitations of the study

This study is currently the largest investigation nationwide on French medical students' exposure to and attitudes towards pharmaceutical product promotion and incentives. In fact, most studies carried out surveys on around 200 students and up to 2101 with the study by Etain *et al*, which included preclinical students.²³ This is particularly crucial with regard to recent institutional and educational improvements in France, such as the CDM Ethics Charter or the above-mentioned 2019 legislation. The large number of responses, across all specialties, enabled comparisons between different population samples.

However, as the design of this study was cross-sectional, variations in exposure and in students' attitudes over time could not be observed. Nevertheless, it provides basic screening of students' exposure for future studies. The use of questionnaires subjected the study to a reporting bias and to issues concerning the reliability of recollected information. Since participation was on a voluntary basis, a selection bias could also have occurred. Given that some respondents could be more sensitive to the subject and thus less exposed to and more sceptical towards pharmaceutical product promotion and incentives, this could have minimised the exposure score and scores for favourable attitudes towards the pharmaceutical industry. In addition, the response rate was quite low compared with other international studies on the subject.¹⁸ This can be explained in particular by the fact that students were solicited by an email relayed by the medical school administrations and student associations. As these students are already heavily solicited by this type of email, the risk that the message could go unnoticed was quite high despite the reminders. The generalisation of the results to all French medical students should therefore be cautious, even if corrective factors were applied to enhance representativeness. Nevertheless, it gives a good overview of the situation in France in 2019. Cumulative exposure, appropriateness and scepticism were described using summary scores, as this was a methodology already used in previous work, thus facilitating comparisons.^{15,32} The use of these synthetic descriptors also facilitated comparisons between

students, and some of the statistical analyses. On the other hand, the pragmatic meaning of these scores can be difficult to apprehend, and other methods could have been used.

CONCLUSION

The present study provides a wide picture of medical students' exposure to and attitudes towards drug company product promotion and incentives in France in 2019. Exposure to pharmaceutical promotional strategies remains considerable and starts early in medical training, while the types of interaction depend on the year of study and the specialty.

In order to improve the quality of drug prescribing and to try to avoid undue influence of marketing strategies on medical practice, educational initiatives should be reinforced in medical schools and teaching hospitals. We suggest making them mandatory for all students.

Institutional policies regarding pharmaceutical product promotion, incentives and COI should also be reinforced and promoted. The 2017 CDM Ethics Charter is a step in the right direction, with more transparency, but its implementation, which seems limited for the moment, must become a priority on national level. In this process, we believe that the students themselves, through their representative associations, have a role to play. Finally, the new 2019 health law has raised hopes for profound changes in students' exposure to pharmaceutical product promotion and incentives, but we are now waiting to see if the results will be visible in the next few years.

Acknowledgements We would like to thank Florian Naudet MD, PhD, for his support and revision of the manuscript. We would also like to thank Eric Bellissant MD PhD, Dean of Rennes Medical School, for his institutional support, and the Conférence des Doyens des Facultés de Médecine for their support and help in administering the survey. We would like to thank Angela Swaine Verdier and Sarah Verdier Leyshon for their revision of the English version of the manuscript. We would like to thank every medical student and national specialty resident who helped conduct the survey. This study was included in the French network of University Hospitals HUGO ('Hôpitaux Universitaires du Grand Ouest').

Contributors MM, AB and BB initiated and designed the study, searched the literature, interpreted the results. MM wrote the first draft of the manuscript. ME performed the analysis and interpreted the results. BB is the guarantor. All authors critically revised the manuscript for important intellectual content and approved the manuscript. The corresponding author attests that all listed authors have met the authorship criteria and that no other meeting the criteria have been omitted.

Funding The authors have not declared a specific grant for this research from any funding agency in the public, commercial or not-for-profit sectors.

Competing interests All authors completed the ICMJE uniform disclosure form at www.icmje.org/coi_disclosure.pdf and made the following declarations: MM reported one meal financed by a drug company in 2016. AB reported several meals financed by drug companies between 2016 and 2017. ME reported no competing interest. BB is employed by University of Rennes 1, at Rennes Medical School, as a senior lecturer, but did not receive any specific benefit for this work; there were no other financial relationships with any organisations that might have an interest in the submitted work in the previous 3 years; there were no other relationships or activities that could be considered to have influenced the submitted work.

Patient and public involvement Patients and/or the public were not involved in the design, or conduct, or reporting, or dissemination plans of this research.

Patient consent for publication Not applicable.

Ethics approval This study was approved by Rennes teaching hospital ethics committee, reference number: 18.73, and gave approval for the study project on 16 October 2018. This study complied with the recommendations of the French data protection authority (CNIL). It received the approval of the CDM. Written consent from the respondents is not required for this kind of study in France.

Provenance and peer review Not commissioned; externally peer reviewed.

Data availability statement Data are available on reasonable request. All data relevant to the study are included in the article or uploaded as supplementary information. Additional data are available in appendix. Extra data are available by emailing benjamin.bastian@univ-rennes1.fr.

Supplemental material This content has been supplied by the author(s). It has not been vetted by BMJ Publishing Group Limited (BMJ) and may not have been peer-reviewed. Any opinions or recommendations discussed are solely those of the author(s) and are not endorsed by BMJ. BMJ disclaims all liability and responsibility arising from any reliance placed on the content. Where the content includes any translated material, BMJ does not warrant the accuracy and reliability of the translations (including but not limited to local regulations, clinical guidelines, terminology, drug names and drug dosages), and is not responsible for any error and/or omissions arising from translation and adaptation or otherwise.

Open access This is an open access article distributed in accordance with the Creative Commons Attribution Non Commercial (CC BY-NC 4.0) license, which permits others to distribute, remix, adapt, build upon this work non-commercially, and license their derivative works on different terms, provided the original work is properly cited, appropriate credit is given, any changes made indicated, and the use is non-commercial. See: <http://creativecommons.org/licenses/by-nc/4.0/>.

ORCID iDs

Maxime Esvan <http://orcid.org/0000-0002-4171-1672>

Benjamin Bastian <http://orcid.org/0000-0002-8549-2264>

REFERENCES

- Goupil B, Balusson F, Naudet F, *et al*. Association between gifts from pharmaceutical companies to French general practitioners and their drug prescribing patterns in 2016: retrospective study using the French transparency in healthcare and national health data system databases. *BMJ* 2019;367:l6015.
- Campbell EG, Gruen RL, Mountford J, *et al*. A national survey of physician-industry relationships. *N Engl J Med* 2007;356:1742–50.
- Dana J, Loewenstein G. A social science perspective on gifts to physicians from industry. *JAMA* 2003;290:252–5.
- Norris P, Herxheimer A, Lexchin J, *et al*. Drug promotion. What we know, what we have yet to learn. In: *Reviews of materials in the WHO/HAI database on drug promotion*. World Health Organization and Health Action International, 2004. <http://apps.who.int/medicinedocs/pdf/s8109e/s8109e.pdf>
- Spurling GK, Mansfield PR, Montgomery BD, *et al*. Information from pharmaceutical companies and the quality, quantity, and cost of physicians' prescribing: a systematic review. *PLoS Med* 2010;7:e1000352.
- Brax H, Fadlallah R, Al-Khaled L, *et al*. Association between physicians' interaction with pharmaceutical companies and their clinical practices: a systematic review and meta-analysis. *PLoS One* 2017;12:e0175493.
- Orlowski JP, Wateska L. The effects of pharmaceutical firm enticements on physician prescribing patterns. there's no such thing as a free lunch. *Chest* 1992;102:270–3.
- Mintzes B, Barer ML, Kravitz RL, *et al*. How does direct-to-consumer advertising (DTCA) affect prescribing? A survey in primary care environments with and without legal DTCA. *CMAJ* 2003;169:405–12.
- Avorn J, Chen M, Hartley R. Scientific versus commercial sources of influence on the prescribing behavior of physicians. *Am J Med* 1982;73:4–8.
- Lundh A, Lexchin J, Mintzes B. Industry sponsorship and research outcome. *Cochrane Database Syst Rev* 2017;Art. No.: MR000033.
- Wazana A. Physicians and the pharmaceutical industry: is a gift ever just a gift? *JAMA* 2000;283:373–80.
- Lexchin J. Should doctors be prescribing new drugs? *Int J Risk Saf Med* 2002;15:213–22.
- Bansinath M, Sequeira RP, Shukla VK. Brand versus generic prescribing: a perspective of the Indian cardiologists' viewpoint. *Int J Clin Pharmacol* 1984;22:279–83.
- Bower AD, Burkett GL. Family physicians and generic drugs: a study of recognition, information sources, prescribing attitudes, and practices. *J Fam Pract* 1987;24:612–6.



- 15 Sierles FS, Brodkey AC, Cleary LM, *et al.* Medical students' exposure to and attitudes about drug company interactions: a national survey. *JAMA* 2005;294:1034–42.
- 16 Sierles FS, Kessler KH, Mintz M. Changes in medical students' exposure to and attitudes about drug company interactions from 2003 to 2012: a multi-institutional follow-up survey. *Acad Med J Assoc Am Med Coll* 2015;90:1137–46.
- 17 King M, Essick C, Bearman P, *et al.* Medical school gift restriction policies and physician prescribing of newly marketed psychotropic medications: difference-in-differences analysis. *BMJ* 2013;346:f264.
- 18 Austad KE, Avorn J, Kesselheim AS. Medical students' exposure to and attitudes about the pharmaceutical industry: a systematic review. *PLoS Med* 2011;8:e1001037.
- 19 World Health Organization, Health Action International & European Union, Mintzes B. Educational initiatives for medical and pharmacy students about drug promotion: an international cross-sectional survey, 2005. Available: <https://apps.who.int/iris/handle/10665/69232>
- 20 Shnier A, Lexchin J, Mintzes B, *et al.* Too few, too weak: conflict of interest policies at Canadian medical schools. *PLoS One* 2013;8:e68633.
- 21 Carlat DJ, Fagrelus T, Ramachandran R, *et al.* The updated AMSA scorecard of conflict-of-interest policies: a survey of U.S. medical schools. *BMC Med Educ* 2016;16:202.
- 22 Mason PR, Tattersall MHN. Conflicts of interest: a review of institutional policy in Australian medical schools. *Med J Aust* 2011;194:121–5.
- 23 Etain B, Guittet L, Weiss N, *et al.* Attitudes of medical students towards conflict of interest: a national survey in France. *PLoS One* 2014;9:e92858.
- 24 Scheffer P, Guy-Coichard C, Outh-Gauer D, *et al.* Conflict of interest policies at French medical schools: starting from the bottom. *PLoS One* 2017;12:e0168258.
- 25 Charte éthique et déontologique des Facultés de médecine et odontologie, 2017. Available: http://unice.fr/faculte-de-medecine/contenus-riches/documents-telechargeables/doc_faculte/V3_Charte_facultes_medecine_odontologie_2017.pdf [Accessed 24 Aug 2019].
- 26 Guy-Coichard C, Perraud G, Chailleu A, *et al.* Inadequate conflict of interest policies at most French teaching hospitals: a survey and website analysis. *PLoS One* 2019;14:e0224193.
- 27 Mullard A. Mediator scandal rocks French medical community. *The Lancet* 2011;377:890–2.
- 28 JORF. Loi n° 2011-2012 du 29 décembre 2011 relative au renforcement de la sécurité sanitaire du médicament et des produits de santé, 2011. Available: <https://www.legifrance.gouv.fr/jorf/id/JORFTEXT000025053440/>
- 29 Soyk C, Pfefferkorn B, McBride P, *et al.* Medical student exposure to and attitudes about pharmaceutical companies. *WMJ* 2010;109:142–8.
- 30 Grande D, Frosch DL, Perkins AW, *et al.* Effect of exposure to small pharmaceutical promotional items on treatment preferences. *Arch Intern Med* 2009;169:887–93.
- 31 Poincard J. Exposition des étudiants en médecine de troisième cycle de la région Centre-Val de Loire la promotion de l'industrie pharmaceutique, 2018. Médecine humaine et pathologie. Available: <https://dumas.ccsd.cnrs.fr/dumas-01962794>
- 32 Baron S, Bourvon L. *Relations entre les étudiants en médecine et l'industrie pharmaceutique en France: exposition et attitudes d'externes et d'internes lyonnais*. Lyon, France: Université Claude Bernard, 2012.
- 33 Austad KE, Avorn J, Franklin JM, *et al.* Association of marketing interactions with medical trainees' knowledge about evidence-based prescribing: results from a national survey. *JAMA Intern Med* 2014;174:1283–90.
- 34 Lea D, Spigset O, Slørdal L. Norwegian medical students' attitudes towards the pharmaceutical industry. *Eur J Clin Pharmacol* 2010;66:727–33.
- 35 Bellin M, McCarthy S, Drevlow L, *et al.* Medical Students' Exposure to Pharmaceutical Industry Marketing: A Survey at One U.S. Medical School. *Academic Medicine* 2004;79:1041–5.
- 36 Burger JM, Burns L. The illusion of unique Invulnerability and the use of effective contraception. *Pers Soc Psychol Bull* 1988;14:264–70.
- 37 Mansfield PR. The illusion of invulnerability. *BMJ* 2007;334:1020.4–1020.
- 38 Dugarry A. *Comprendre la promotion pharmaceutique: état des lieux de l'enseignement aux étudiants en médecine de 2e cycle et de 3e cycle de médecine générale*. Bordeaux, France: Université de Bordeaux, 2014.
- 39 Scheffer P. Quelle formation à l'indépendance est-elle possible pour les étudiants en médecine, par rapport à l'influence de l'industrie pharmaceutique ? *Paris, France: Université de Paris 8* 2017.
- 40 McCormick BB, Tomlinson G, Brill-Edwards P, *et al.* Effect of restricting contact between pharmaceutical company representatives and internal medicine residents on posttraining attitudes and behavior. *JAMA* 2001;286:1994–9.
- 41 Epstein AJ, Busch SH, Busch AB, *et al.* Does exposure to conflict of interest policies in psychiatry residency affect antidepressant prescribing? *Med Care* 2013;51:199–203.
- 42 JORF. Loi n° 2019-774 du 24/07/2019 relative l'organisation et la transformation du système de santé, 2019. Available: <https://www.legifrance.gouv.fr/jorf/id/JORFTEXT000038821260/>