



HAL
open science

A Local Version of R-hat to Improve MCMC Convergence Diagnostic

Théo Moins, Julyan Arbel, Stéphane Girard, Anne Dutfoy

► **To cite this version:**

Théo Moins, Julyan Arbel, Stéphane Girard, Anne Dutfoy. A Local Version of R-hat to Improve MCMC Convergence Diagnostic. ISBA 2022 - World Meeting of the International Society for Bayesian Analysis, Jun 2022, Montréal, Canada. pp.1-1. hal-03765331

HAL Id: hal-03765331

<https://hal.science/hal-03765331>

Submitted on 31 Aug 2022

HAL is a multi-disciplinary open access archive for the deposit and dissemination of scientific research documents, whether they are published or not. The documents may come from teaching and research institutions in France or abroad, or from public or private research centers.

L'archive ouverte pluridisciplinaire **HAL**, est destinée au dépôt et à la diffusion de documents scientifiques de niveau recherche, publiés ou non, émanant des établissements d'enseignement et de recherche français ou étrangers, des laboratoires publics ou privés.



Distributed under a Creative Commons Attribution 4.0 International License

A Local Version of \hat{R} to Improve MCMC Convergence Diagnostic



Théo Moins¹, Julyan Arbel¹, Stéphane Girard¹, Anne Dufloy²

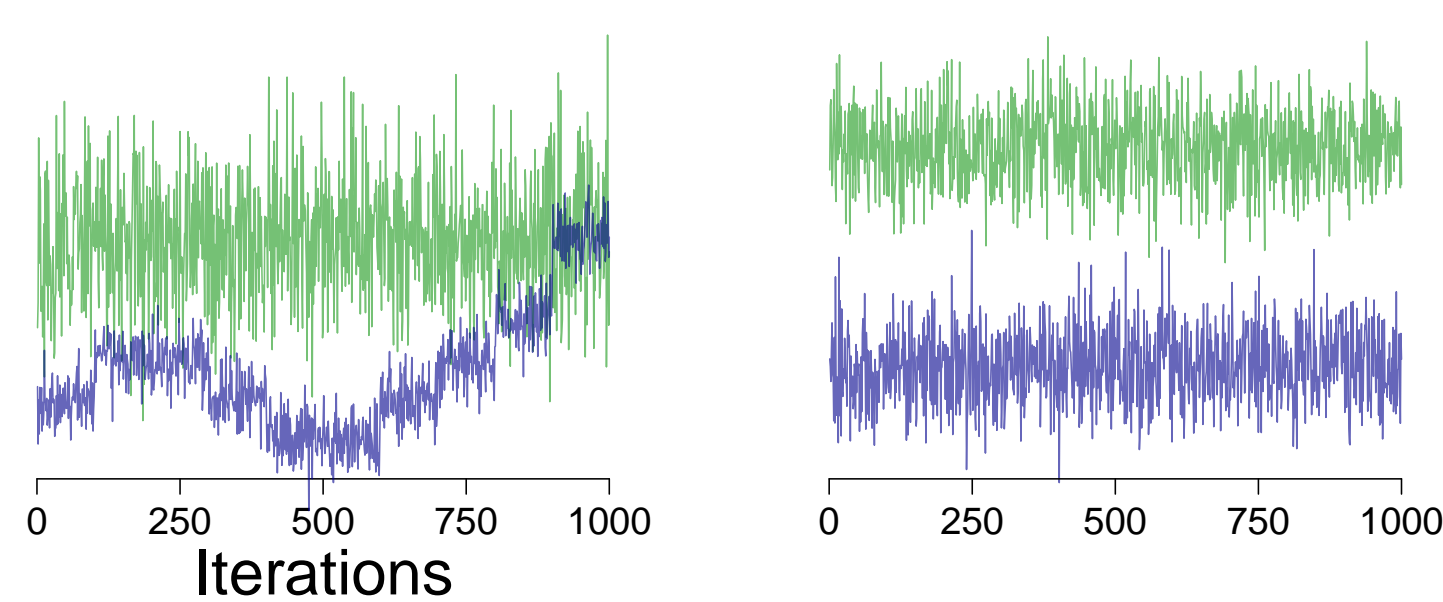
¹Statify, Inria Grenoble Rhône-Alpes,

²EDF R&D dept. Périclès



Overview: has the chain converged?

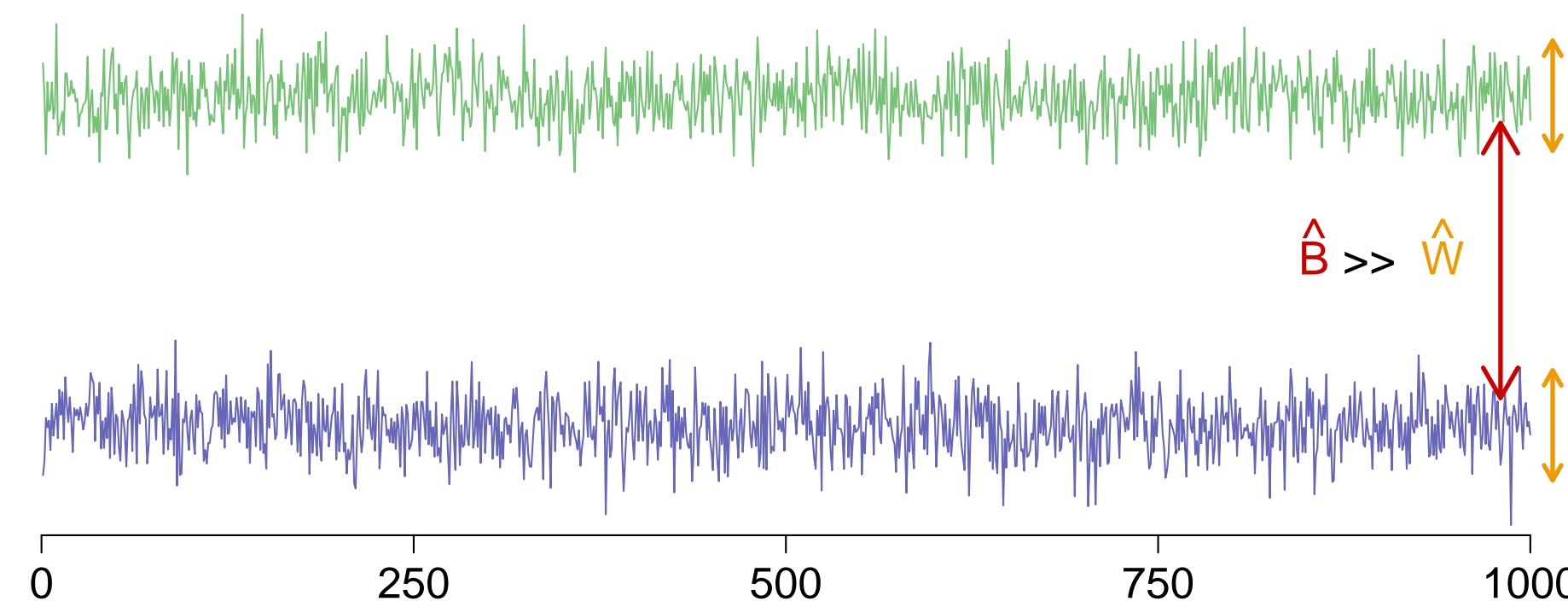
- Diagnosing convergence of Markov chain Monte Carlo (MCMC) is crucial in Bayesian analysis.
- It is frequent to run multiple chains in parallel with different initial values.
- At convergence, all chains should have a similar distribution.



\hat{R} : Potential Scale Reduction Factor [1]

M chains of size N , and $\theta^{(m,n)}$ the n th draw from chain m . Comparison of the **between-variance** B and the **within-variance** W of the chains: if $(\bar{\theta}^{(\cdot,m)}, s_m^2)$ is the mean and variance of $\theta^{(n,m)}$, and $\bar{\theta}^{(\cdot)}$ the mean of $\bar{\theta}^{(\cdot,m)}$,

$$\hat{R} = \sqrt{\frac{\hat{W} + \hat{B}}{\hat{W}}}, \quad \text{with} \quad \begin{cases} \hat{B} = \frac{1}{M-1} \sum_{m=1}^M (\bar{\theta}^{(\cdot,m)} - \bar{\theta}^{(\cdot)})^2, \\ \hat{W} = \frac{1}{M} \sum_{m=1}^M s_m^2. \end{cases}$$



If $\hat{R} > 1.01$: convergence issue detected.

Ways of fooling \hat{R} and improvements [2]

Two cases where \hat{R} fails:

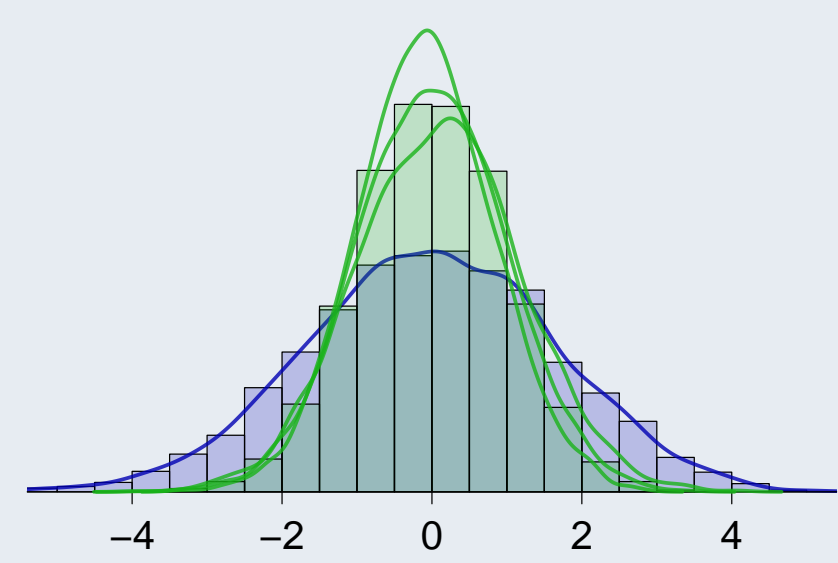
- Chains with infinite mean and different locations: $\hat{R} \approx 1$
 \hookrightarrow **Bulk- \hat{R}** : \hat{R} on $z^{(n,m)}$, the normally transformed ranks of $\theta^{(m,n)}$.
- Chains with same mean and different variances: $\hat{R} \approx 1$
 \hookrightarrow **Tail- \hat{R}** : \hat{R} on $\zeta^{(n,m)}$, the deviations from the median.

\Downarrow

$$\text{Rank-}\hat{R} = \max(\text{Bulk-}\hat{R}, \text{Tail-}\hat{R})$$

A local version of \hat{R}

Densities



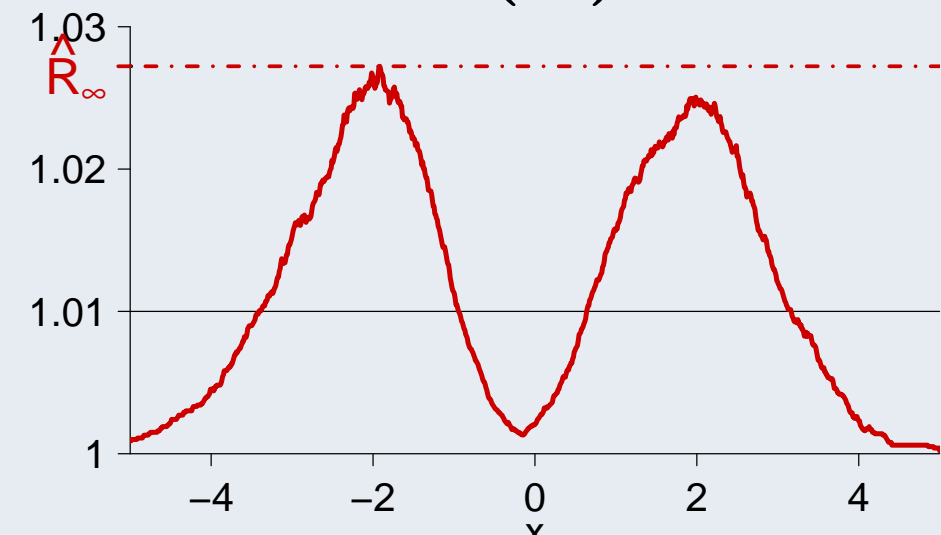
Idea: compute \hat{R} on indicator variables $\mathbb{I}\{\theta^{(n,m)} \leq x\} \in \{0, 1\}$ for a given x .

Benefits:

- Detects (non-)convergence at different quantiles,
- Bernoulli variables \implies all moments exist (no need for ranks),
- Detects many false negatives.

Scalar summary: $\hat{R}_\infty = \sup_x \hat{R}(x)$

$\hat{R}(x)$



Population version

Assume chain m has stationary distribution F_m .

As $\mathbb{E}[\mathbb{I}\{\theta^{(n,m)} \leq x\}] = F_m(x)$, and $\text{Var}[\mathbb{I}\{\theta^{(n,m)} \leq x\}] = F_m(x) - F_m^2(x)$, theoretical within-variance $W(x)$ and between-variance $B(x)$ are

$$W(x) = \frac{1}{M} \sum_{m=1}^M (F_m(x) - F_m^2(x)), \quad B(x) = \frac{1}{M} \sum_{m=1}^M F_m^2(x) - \left(\frac{1}{M} \sum_{m=1}^M F_m(x) \right)^2.$$

\implies Population version of $\hat{R}(x)$ is

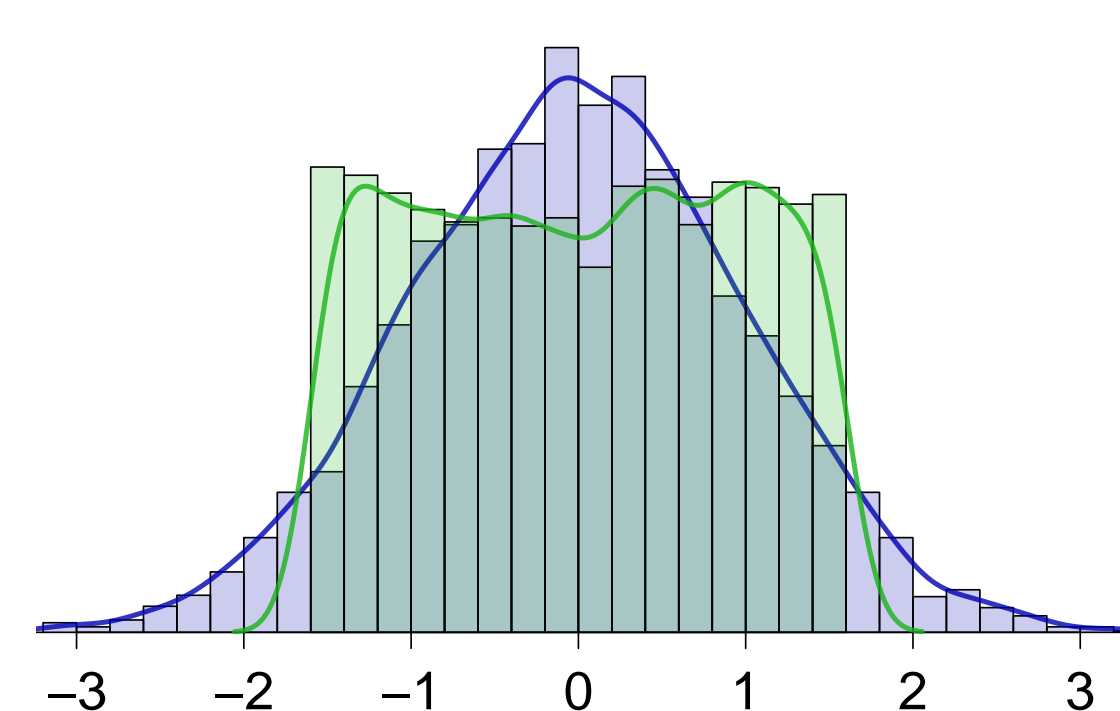
$$R(x) := \sqrt{\frac{W(x) + B(x)}{W(x)}} = \sqrt{1 + \frac{1}{M} \frac{\sum_{i=1}^M \sum_{j=i+1}^M (F_i(x) - F_j(x))^2}{\sum_{i=1}^M F_i(x)(1 - F_i(x))}}. \quad (1)$$

- Properties:**
- $R \geq 1$, and $R \equiv 1 \iff$ all F_m are equal,
 - R_∞ invariant with respect to reparameterisation.

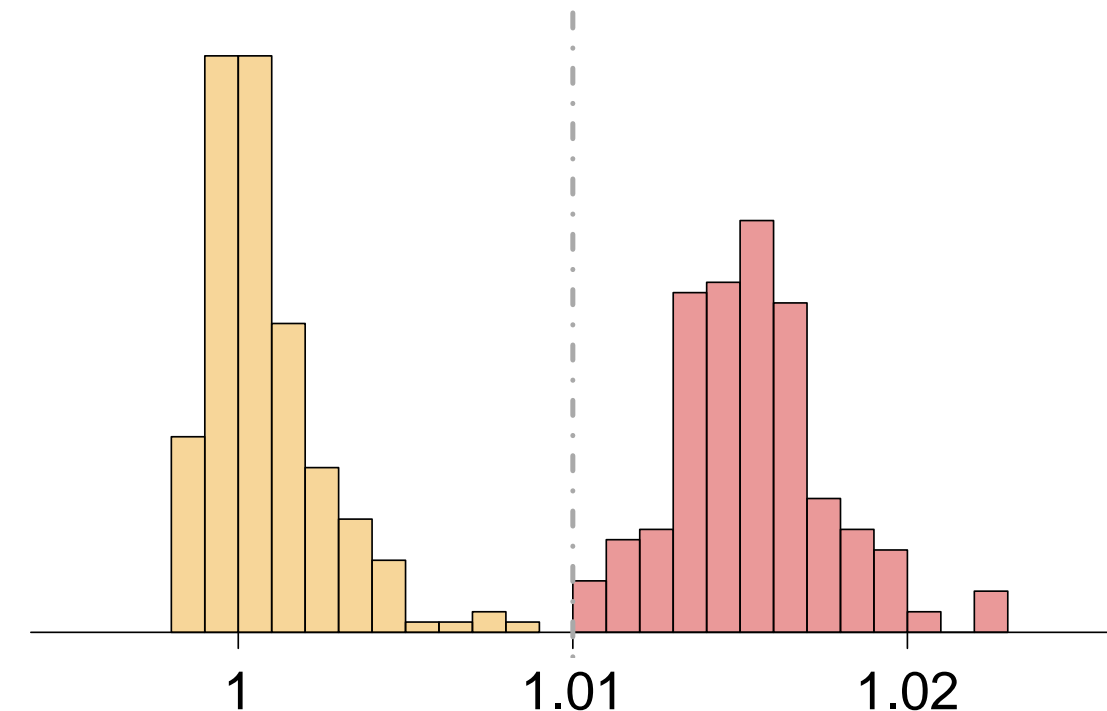
Fooling rank- \hat{R} , robustness of \hat{R}_∞

Idea: find two distributions such that the variables $z^{(n,m)}$ and $\zeta^{(n,m)}$ share the same mean, to fool Bulk- \hat{R} and Tail- \hat{R} at the same time \implies Rank- $\hat{R} < 1.01$, and $\hat{R}_\infty > 1.01$.

Uniform and Normal densities



Replications of Rank- \hat{R} and \hat{R}_∞



Threshold elicitation

Assume all $\hat{F}_j \rightarrow F$ with a Markov chain central limit theorem:

$$\sqrt{nm}(\hat{F}(x) - F(x)) \xrightarrow{d} \mathcal{N}(0, \sigma^2(x)), \quad \hat{F}(x) = \frac{1}{nm} \sum_{j=1}^m \sum_{i=1}^n \mathbb{I}\{\theta^{(i,j)} \leq x\}$$

Define $\text{ESS}(x) := nm \frac{F(x)(1 - F(x))}{\sigma^2(x)}$. Then for any $x \in \mathbb{R}$,

$$\text{ESS}(x)(\hat{R}^2(x) - 1) \xrightarrow{d} \chi_{m-1}^2 \quad \text{as } n \rightarrow \infty.$$

$$R_{\text{lim},\alpha}(x) := \sqrt{1 + \frac{z_{m-1,1-\alpha}}{\text{ESS}(x)}} \implies \mathbb{P}(\hat{R}(x) \geq R_{\text{lim},\alpha}(x)) \simeq \alpha.$$

With $\alpha = 0.05$, $m = 4$, $\text{ESS}(x) = 400$: $R_{\text{lim},\alpha}(x) \approx 1.010$

Multivariate extension

Idea: compute \hat{R} on $\mathbb{I}\{\theta_1^{(n,m)} \leq x_1, \dots, \theta_d^{(n,m)} \leq x_d\}$.

- Eq. (1) remains valid for $R(\mathbf{x})$ with $\mathbf{x} = (x_1, \dots, x_d)$.
- Invariance to reparametrization: if margins are equal, we can assume uniform margins and compute $R(\mathbf{x})$ on M copulas.

\hookrightarrow Two-step algorithm for multivariate diagnostic:

- Compute the univariate $\hat{R}_{\infty,i}$ separately on each coordinate i .
- If $\hat{R}_{\infty,i} < 1.01$ for all i , compute the multivariate \hat{R}_∞ to check convergence of the dependence structure.

Upper bound in the multivariate case

Denote by $R_\infty(C_1, C_2)$, the value of R_∞ for C_1 and C_2 ($M = 2$). Let W_d and M_d Fréchet-Hoeffding copulas in dimension d :

$$W_d(\mathbf{u}) \leq C_i(\mathbf{u}) \leq M_d(\mathbf{u}), \quad \forall \mathbf{u} \in [0, 1]^d.$$

Then

$$R_\infty(C_1, C_2) \leq R_\infty(W_d, M_d) = \sqrt{\frac{d+1}{2}}.$$

References

- [1] A. Gelman and D. Rubin. Inference from iterative simulation using multiple sequences. *Statistical Science*, 7(4):457–472, 1992.
- [2] A. Vehtari, A. Gelman, D. Simpson, B. Carpenter, and P.-C. Bürkner. Rank-normalization, folding, and localization: an improved \hat{R} for assessing convergence of MCMC. *Bayesian Analysis*, 2021.
- [3] T. Moins, J. Arbel, A. Dufloy, and S. Girard. On the use of a local \hat{R} to improve MCMC convergence diagnostic. *Preprint*, <https://arxiv.org/abs/2205.06694>, 2022.