

Multi-service cover crops: towards a new paradigm for biocontrol and soil fertility enhancement

Antoine Couëdel, Éric Justes, Lionel Alletto, John Kirkegaard

Biofumigation 7 – 25 March 2021



Liberté • Égalité • Fraternité
RÉPUBLIQUE FRANÇAISE

MINISTÈRE
DE L'AGRICULTURE
DE L'AGROALIMENTAIRE
ET DE LA FORÊT

avec la contribution financière du
compte d'affectation spéciale
«Développement agricole et rural»



Presentation outline

1- Overview of multi-service cover crops

2- Cover crops mixtures : levels of services provided

3- Revisiting the biocontrol potential


Annual crop rotation

Summer

Autumn

Winter

Spring



Cash crop (n)



= Cover Crops

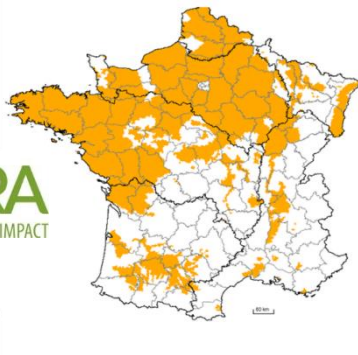


Cash crop (n + 1) →



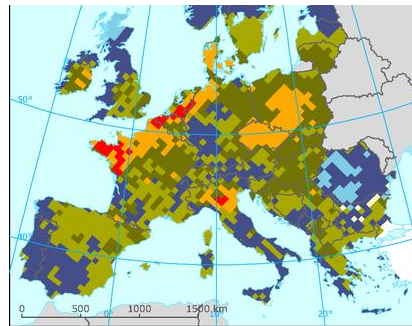
Erosion, Nutrient leaching,
Pathogens, Weeds

e.g: Nitrate directive in the EU and N leaching



INRA
SCIENCE & IMPACT

Justes et al. 2017



Thorup Kristensen et al. 2003
Garcia Gonzalez et al. 2018

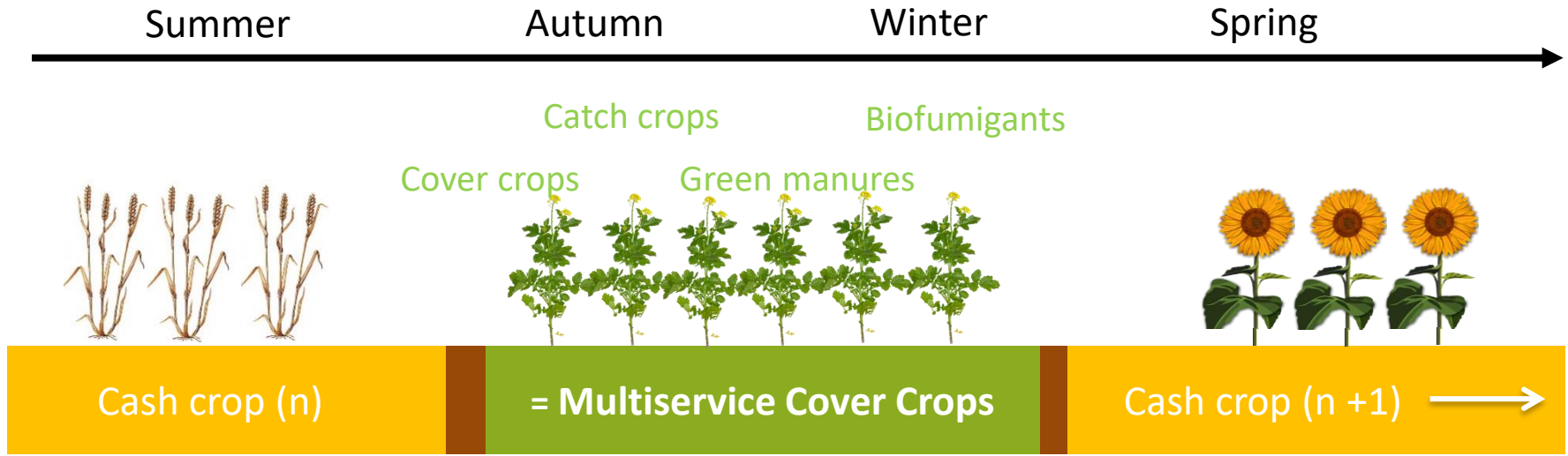
e.g: Wind erosion in the US great plains



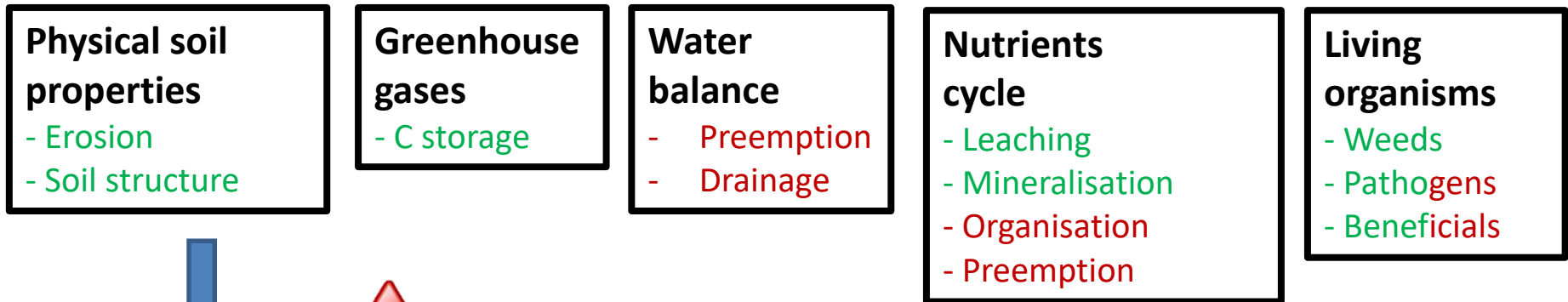
USDA

Blanco-Canqui et al. 2015

Annual crop rotation

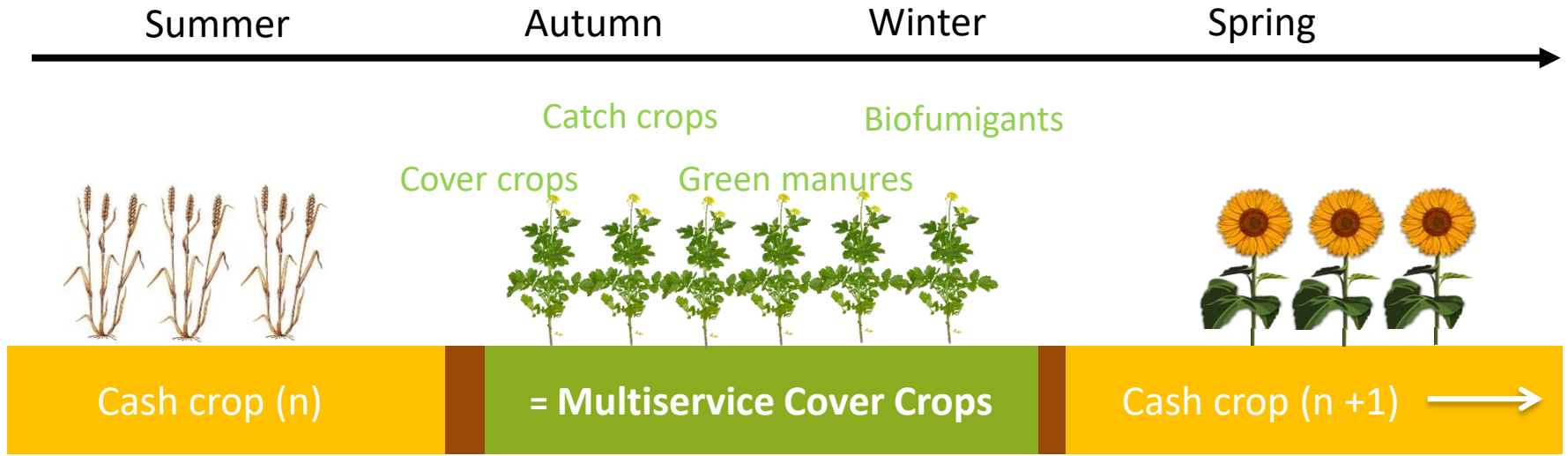


Multi-effects (**S**ervices and **D**isservices)



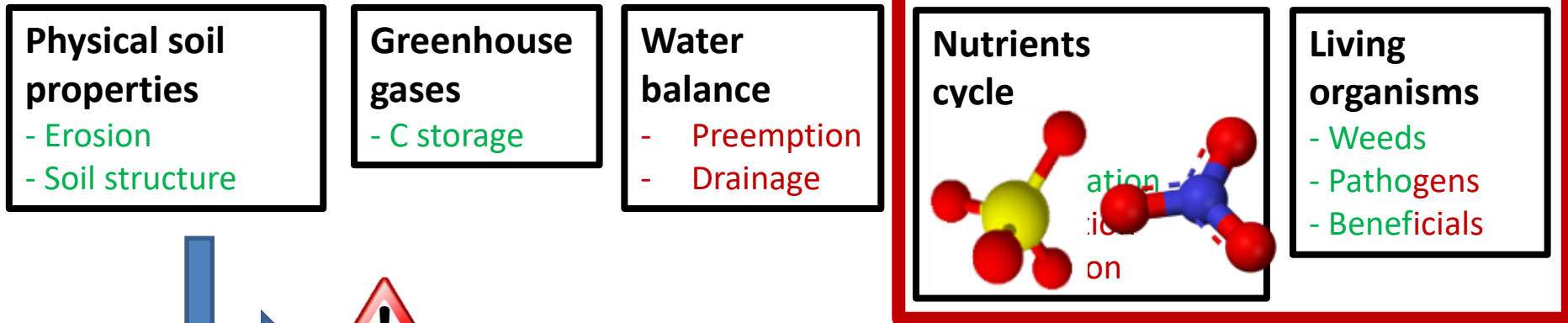
Trade-off to evaluate

Annual crop rotation



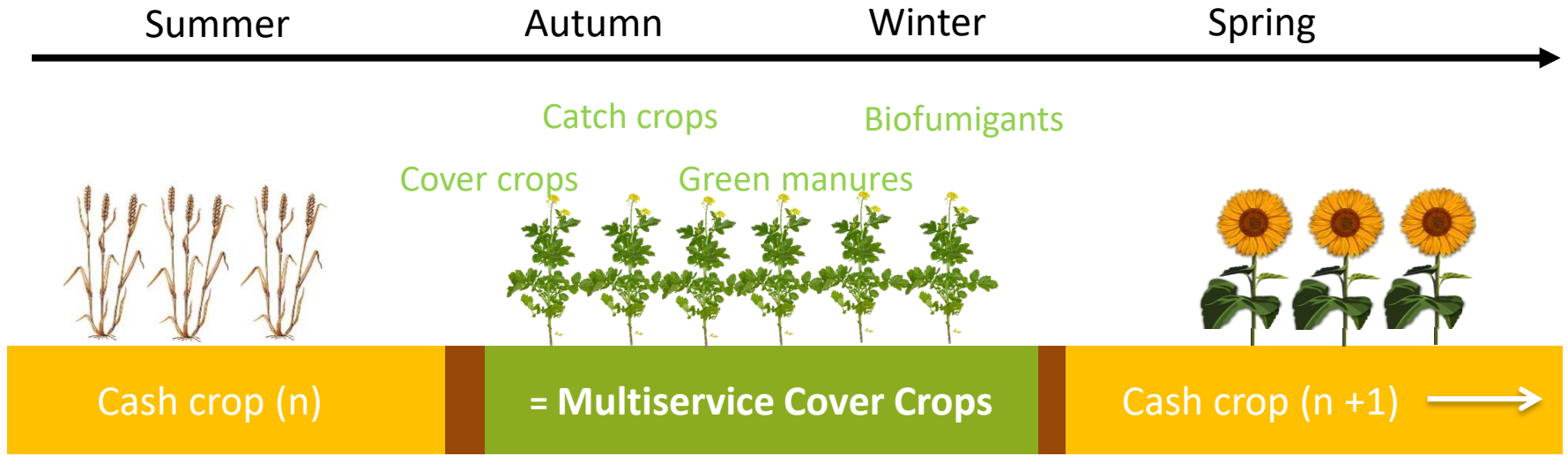
Multi-effects (**Services** and **Disservices**)

Presentation's frame



Trade-off to evaluate

Annual crop rotation



Which species ?

Presentation's frame Cover crop families

Brassicaceae or Crucifers



White mustard



Ethiopian mustard




Turnip


Fabaceae or Legumes



Egyptian clover



Common vetch




Soya bean



Pea

Poaceae or grasses



Oat



Sorghum

Other families



Buckwheat



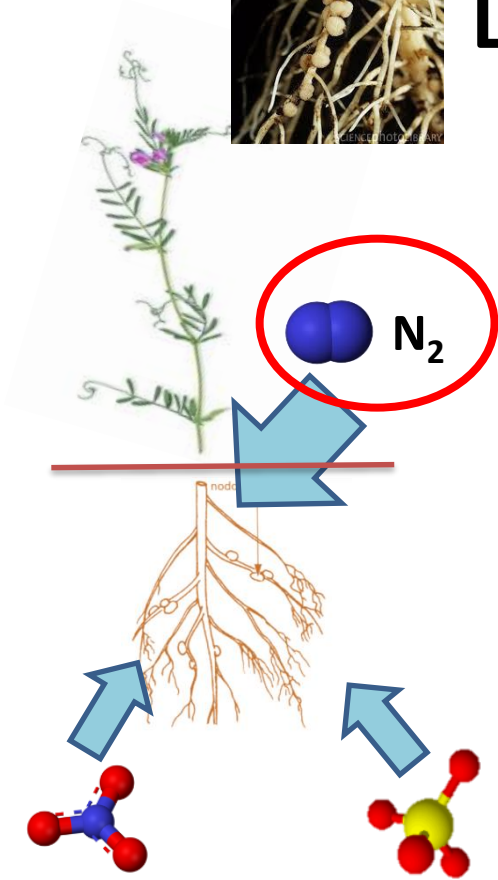
Phacelia



Nyger



Legumes or Fabaceae



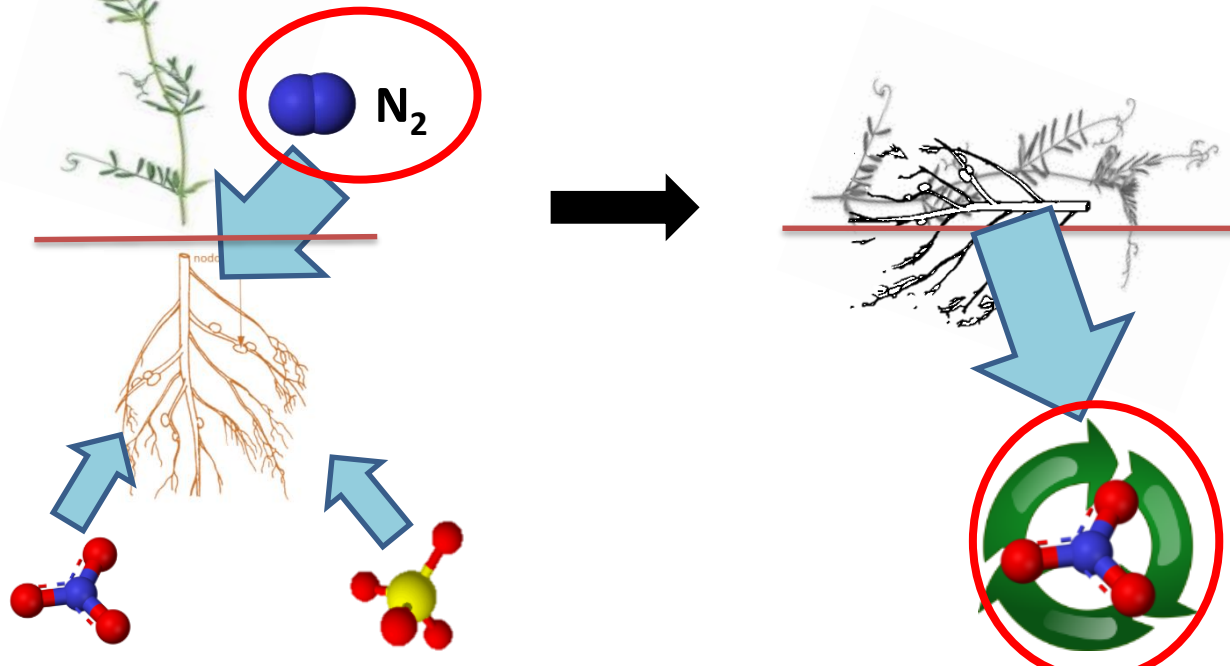
**N Catch crop
Service**

**S Catch crop
Service**

**-25 % to -60% of
leaching**
*(Justes et al. 2012;
Tribouillois et al. 2016)*

**Medium acquisition by
cash crops**
= 20 to 50 kg S/ha
(Studer 1984)

Legumes or Fabaceae



N Catch crop Service

S Catch crop Service

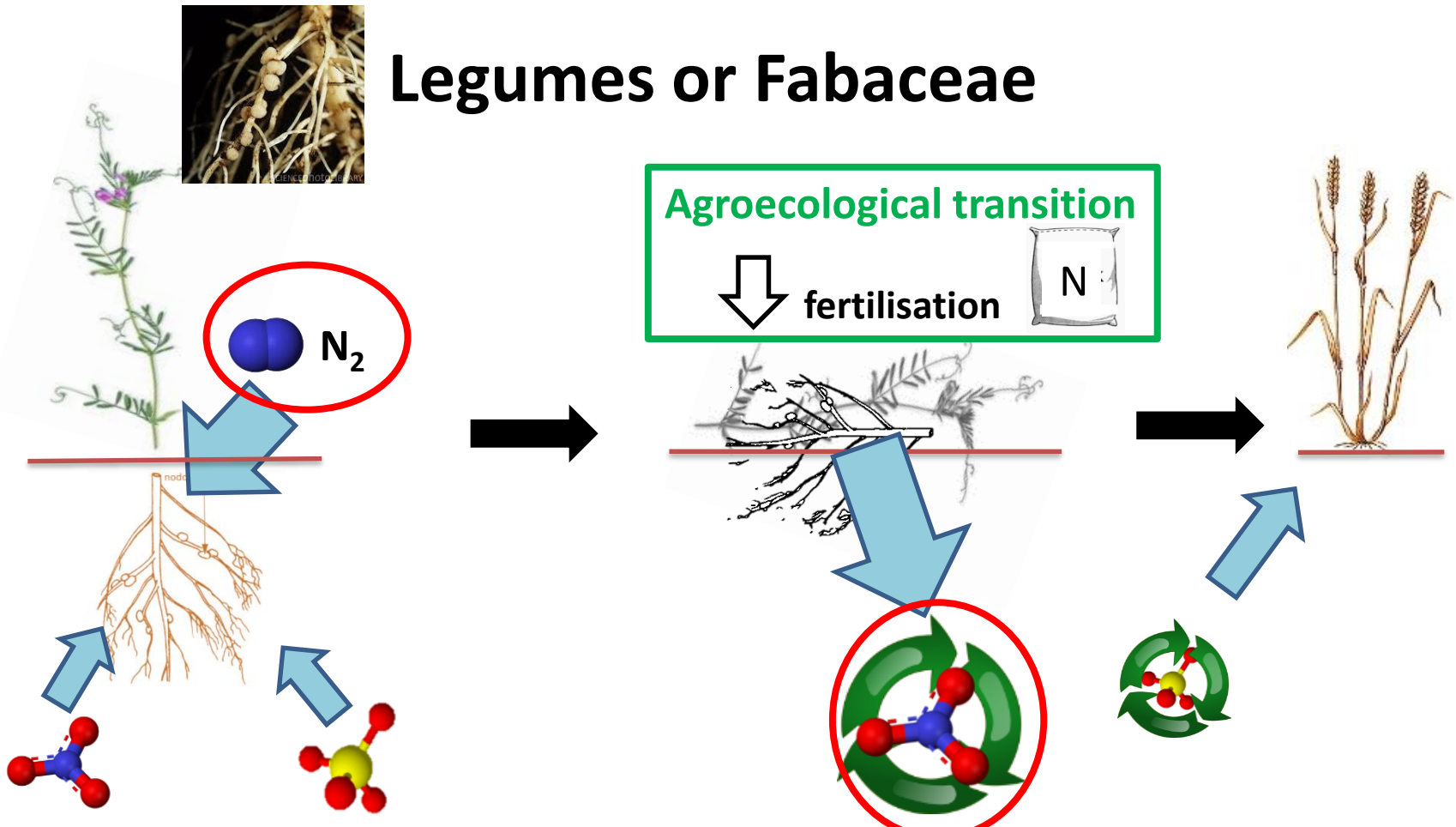
N Green manure Service

-25 % to -60% of leaching
(Justes et al. 2012; Tribouillois et al. 2016)

Medium acquisition by cash crops
 = 20 to 50 kg S/ha
(Studer 1984)

Strong Net mineralisation of residues
(Thorup-Kristensen et al. 2003)

Legumes or Fabaceae



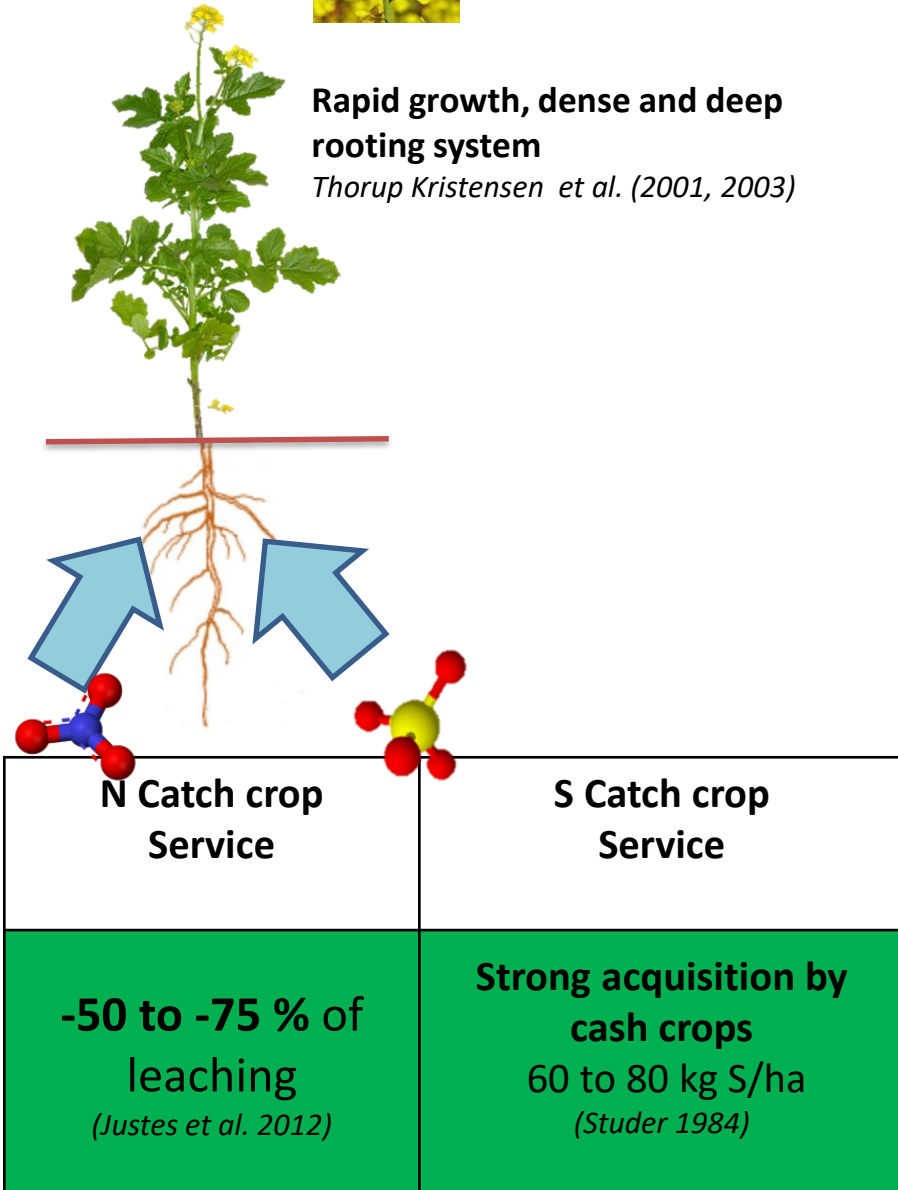
N Catch crop Service	S Catch crop Service	N Green manure Service	S Green manure Service
<p>-25 % to -60% of leaching <i>(Justes et al. 2012; Tribouillois et al. 2016)</i></p>	<p>Medium acquisition by cash crops = 20 to 50 kg S/ha <i>(Studer 1984)</i></p>	<p>Strong Net mineralisation of residues <i>(Thorup-Kristensen et al. 2003)</i></p>	<p>Low Potential net organisation of residues <i>(Justes et al. 1999)</i></p>



Crucifers or Brassicaceae

Rapid growth, dense and deep rooting system

Thorup Kristensen et al. (2001, 2003)

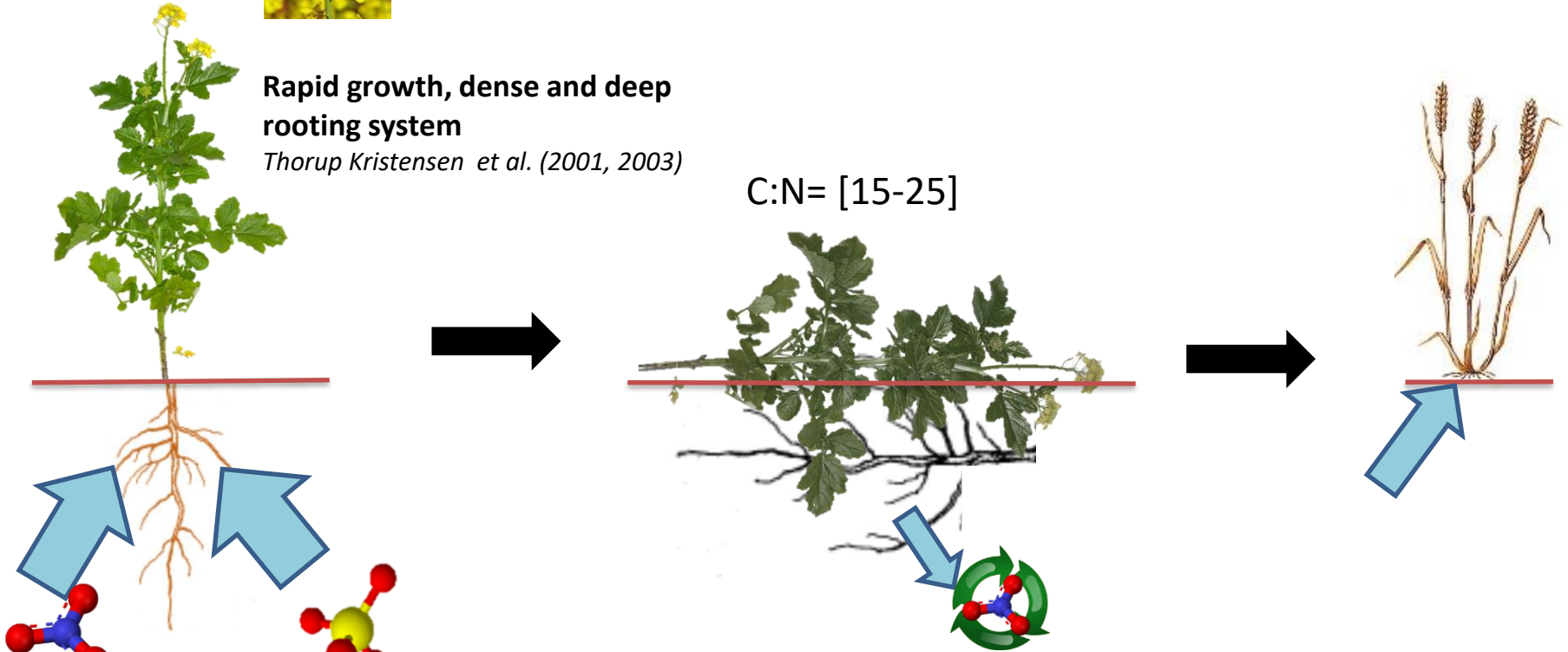




Crucifers or Brassicaceae

Rapid growth, dense and deep rooting system
Thorup Kristensen et al. (2001, 2003)

C:N= [15-25]



N Catch crop Service

S Catch crop Service

N Green manure Service

-50 to -75 % of leaching
(Justes et al. 2012)

Strong acquisition by cash crops
60 to 80 kg S/ha
(Studer 1984)

Low Potential net organisation of residues
(Justes et al. 1999)



Crucifers or Brassicaceae

Rapid growth, dense and deep rooting system
Thorup Kristensen et al. (2001, 2003)

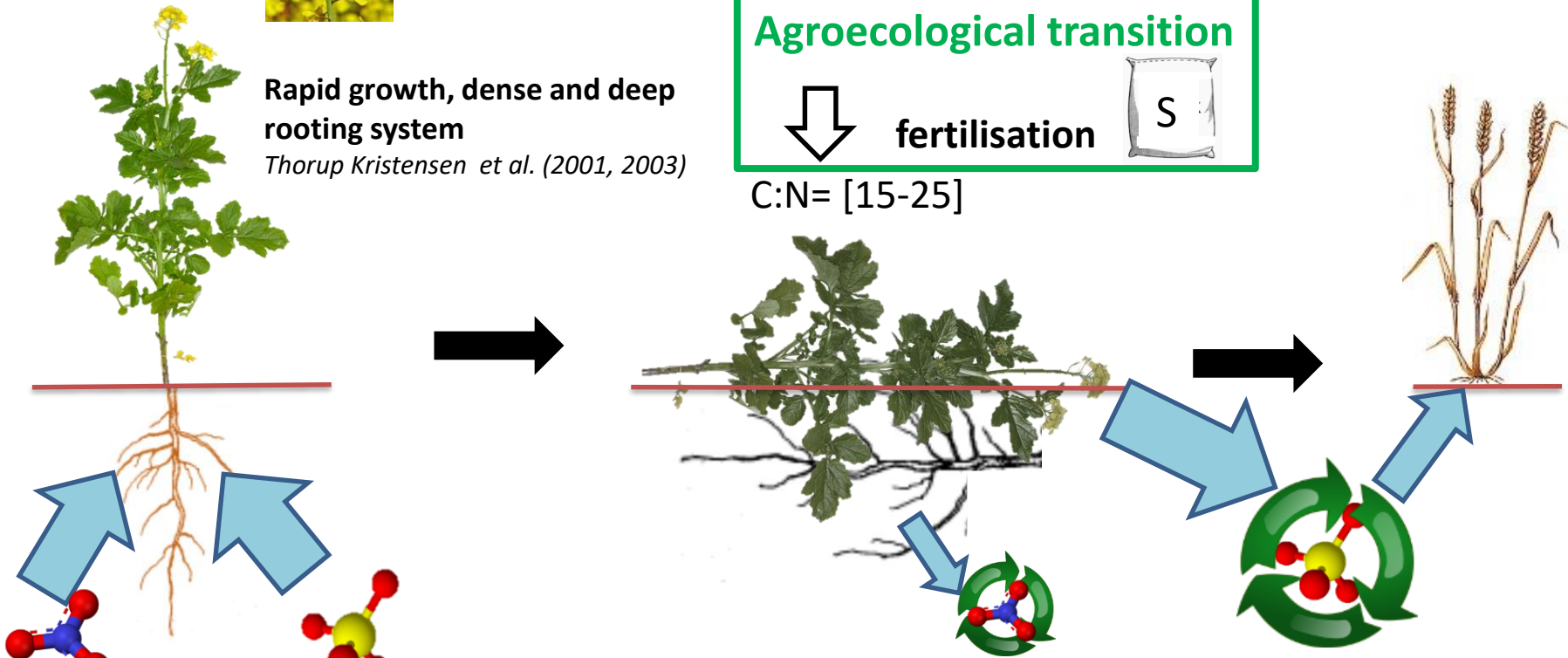
Agroecological transition



fertilisation



C:N= [15-25]



N Catch crop Service

S Catch crop Service

N Green manure Service

S Green manure Service

-50 to -75 % of leaching
(Justes et al. 2012)

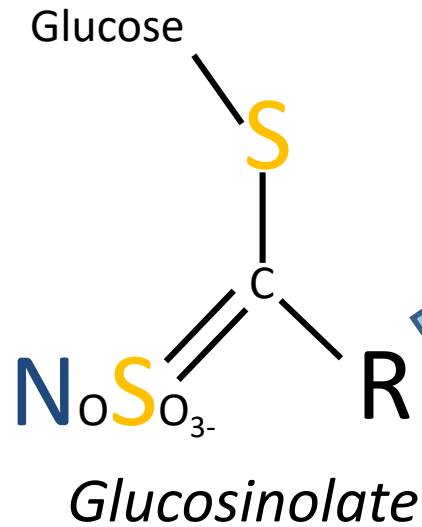
Strong acquisition by cash crops
 60 to 80 kg S/ha
(Studer 1984)

Low Potential net organisation of residues
(Justes et al. 1999)

Strong Net mineralisation of residues
(Thorup-Kristensen et al. 2003)



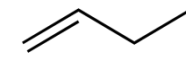
Glucosinolates?



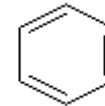
Secondary metabolites

8 amino acids

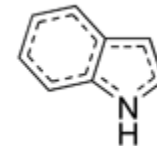
140 GSL identified



Aliphatic




Aromatic



Indolic



Use of glucosinolates?

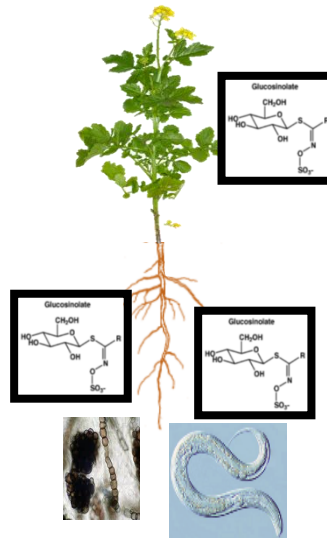


Biocontrol

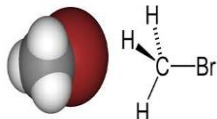
Fumigation (until 1987)

Allelopathy

Bio-Fumigation

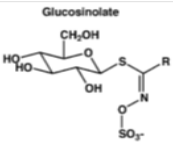
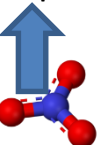
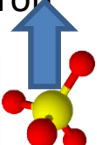
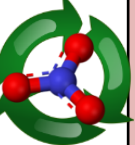



Methyl Bromide
Dazomet

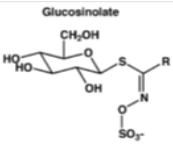
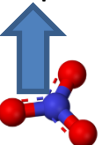

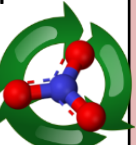
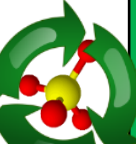


GLUCOSINOLATE

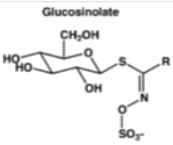
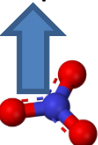

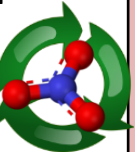
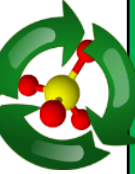
Multiservice approach

	Crucifers
GSL 	+++
N Catch crop Service 	+++
S Catch crop Service 	+++
N Green manure Service 	-
S Green manure Service 	+++

Multiservice approach

	Crucifers	Legumes
GSL 	+++	/
N Catch crop Service 	+++	+
S Catch crop Service 	+++	+
N Green manure Service 	-	+++
S Green manure Service 	+++	-

Multiservice approach

	Crucifers	Legumes	Crucifers + Legumes
GSL 	+++	/	??
N Catch crop Service 	+++	+	??
S Catch crop Service 	+++	+	??
N Green manure Service 	-	+++	??
S Green manure Service 	+++	-	??

Presentation outline

1- Overview of multi-service cover crops

2- Cover crops mixtures : levels of services provided

3- Revisiting the biocontrol potential

What can we expect from crop mixtures?

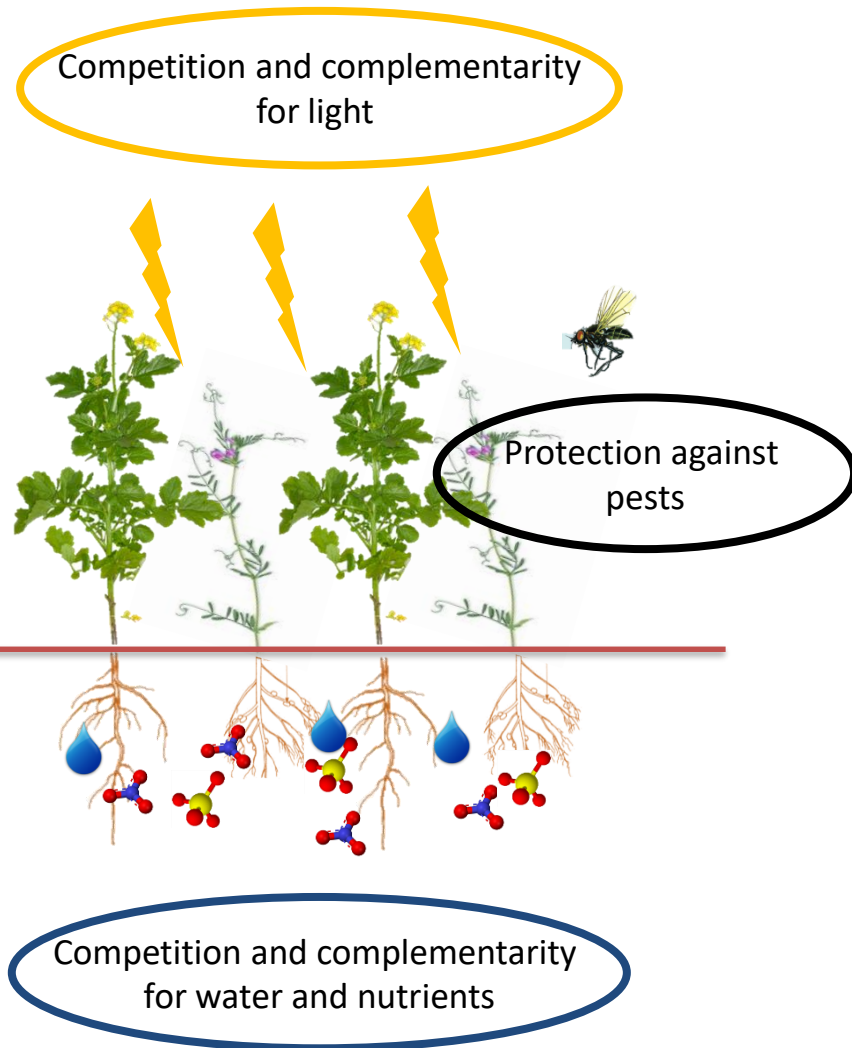
- Increased biomass production :

- Cash crops (*Bedoussac et al., 2015*)
- Cover crops (*Wendling et al., 2017*)

- Mutualised ecosystem services (*Tribouillois et al., 2016*)

- Increased pest protection

- Weeds (*Corre-Hellou et al., 2011*)
- Insects (*Andow et al., 1991*)



Knowledge gap on crucifer legume mixtures



Crucifers tend to benefit from mixtures



service legumes with rape in France

Broccoli with crimson clover in the US

A wide range of species mixtures (substitutives: 50%-50%)

Mustards




White



Indian



Ethiopian



Rape



Rocket

DIVERSITY: Species and cultivars

- Shoot and root architecture
- Development
- Frost resistance
- Glucosinolate types

Species	Cultivars
Rape	<i>Mosa</i>
	<i>Ringo</i>
White mustard	<i>Abraham</i>
	<i>Architect</i>
Indian mustard	<i>Brons</i>
	<i>Etamine</i>
Ethiopian mustard	<i>Capucino</i>
	<i>Carbon</i>
	<i>Utopia</i>
Turnip	<i>Samson</i>
Turnip rape	<i>Chicon</i>
	<i>Hector</i>
Radish	<i>Arena</i>
	<i>Nemaflex</i>
	<i>Terranova</i>
Rocket	<i>Trio</i>



Radish



Turnip rape



Turnip

A wide range of species mixtures (substitutives: 50%-50%)

Clovers



Species	Cultivars
Egyptian clover	<i>Tabor</i>
Purple vetch	<i>Titane</i>
Common vetch	<i>Spido</i>
	<i>Nacre</i>
	<i>Ardente</i>
Hairy Vetch	<i>Massa</i>
	<i>Savane</i>
Crimson clover	<i>Cegalo</i>
Soya bean	<i>Merlin</i>
Faba bean	<i>Divine</i>
Pea	<i>Ascension</i>
Lupin	<i>Arabella</i>

DIVERSITY: Species and cultivars

- Shoot and root architecture
- Development
- Frost resistance
- Seed size



Vetches (common, hairy, purple)



A wide range of species mixtures (substitutives: 50%-50%)

Mustards




White



Indian



Ethiopian




Rocket



Radish



Turnip rape



Turnip

Clovers




Egyptian



crimson



Vetches (common, hairy, purple)



Lupin



Faba bean



Pea



Soya bean

Field trials



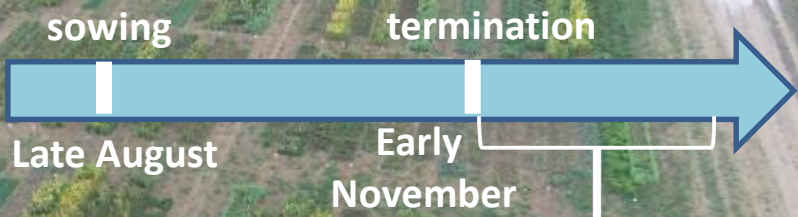
Orléans



Toulouse



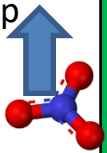
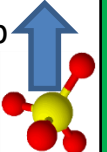
2 ans



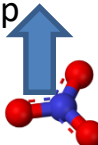
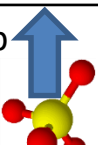
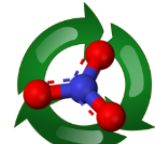

<u>Measured</u>	<u>Simulated</u>
- Biomass	- N and S mineralised
- Nutrient content	
- Soil mineral nitrogen	



Multiservice approach

	Pure crucifers	Pure legumes	Crucifers + Legumes
N Catch crop Service 	100% -51% to -70% soil mineral N	66% -37% to -43% soil mineral N	98% -48% to -70% soil mineral N
S catch crop Service 	100% 10 to 15 kg S/ha	30% 4 to 5 kg S/ha	99% 10 to 14 kg S/ha

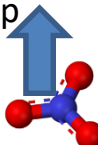
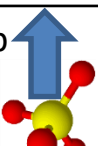


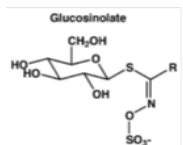
Multiservice approach

	Pure crucifers	Pure legumes	Crucifers + Legumes
N Catch crop Service 	100% -51% to -70% soil mineral N	66% -37% to -43% soil mineral N	98% -48% to -70% soil mineral N
S catch crop Service 	100% 10 to 15 kg S/ha	30% 4 to 5 kg S/ha	99% 10 to 14 kg S/ha
N Green manure Service 	18% 1 to 10 kg N/ha released	100% 35 to 54 kg N/ha released	63% 18 to 30 kg N/ha released
S Green manure Service 	100% 6 to 8 kg S/ha released	23% 1 to 2 kg S/ha released	85% 5 to 6 kg S/ha released

Couëdel et al. 2018a. Cover crop crucifer-legume mixtures provide effective nitrate catch crop and nitrogen green manure ecosystem services. *Agric. Ecosyst. Environ.* 254, 50–59

Couëdel et al. 2018b. Crucifer-legume cover crop mixtures provide effective sulphate catch crop and sulphur green manure services. *Plant Soil.* 426, 61–76

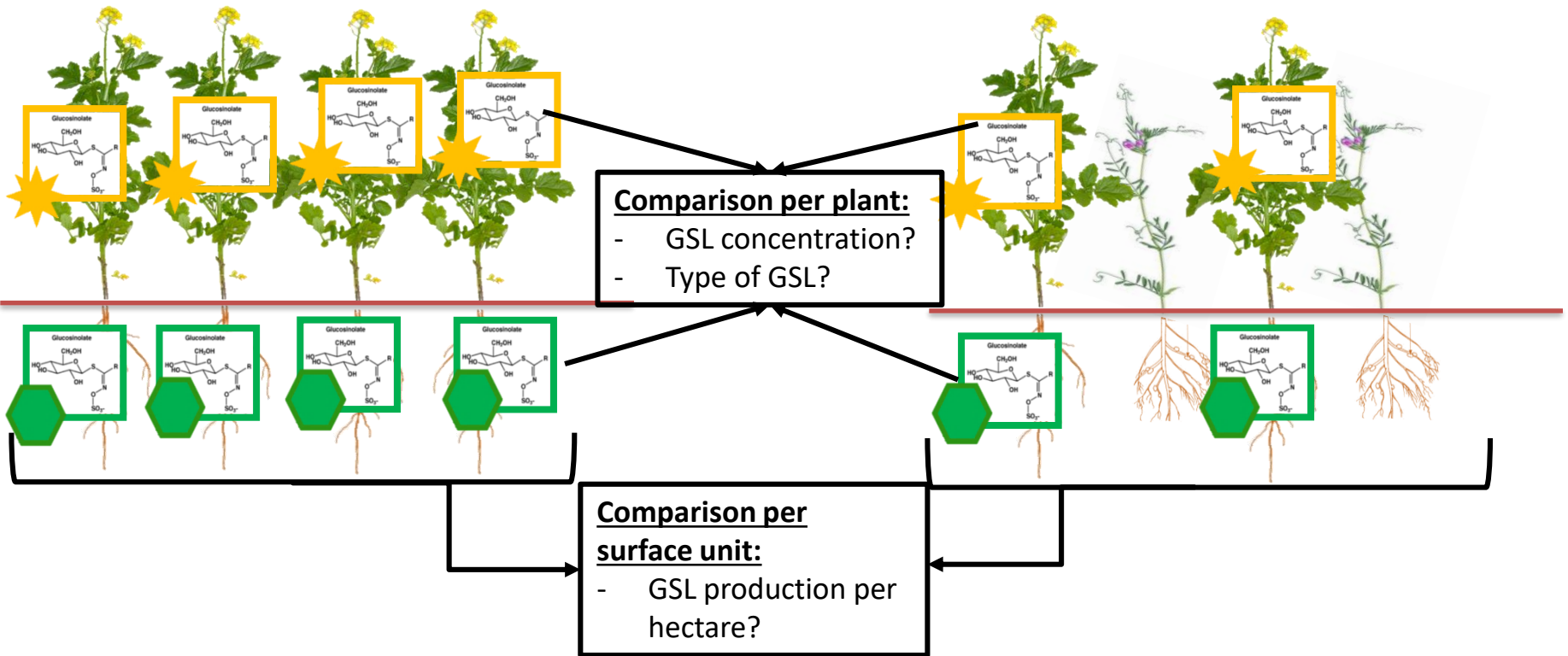
Multiservice approach

	Pure crucifers	Pure legumes	Crucifers + Legumes
N Catch crop Service 	100% -51% to -70% soil mineral N	66% -37% to -43% soil mineral N	98% -48% to -70% soil mineral N
S catch crop Service 	100% 10 to 15 kg S/ha	30% 4 to 5 kg S/ha	99% 10 to 14 kg S/ha
N Green manure Service 	18% 1 to 10 kg N/ha released	100% 35 to 54 kg N/ha released	63% 18 to 30 kg N/ha released
S Green manure Service 	100% 6 to 8 kg S/ha released	23% 1 to 2 kg S/ha released	85% 5 to 6 kg S/ha released
Glucosinolates 	??	/	??

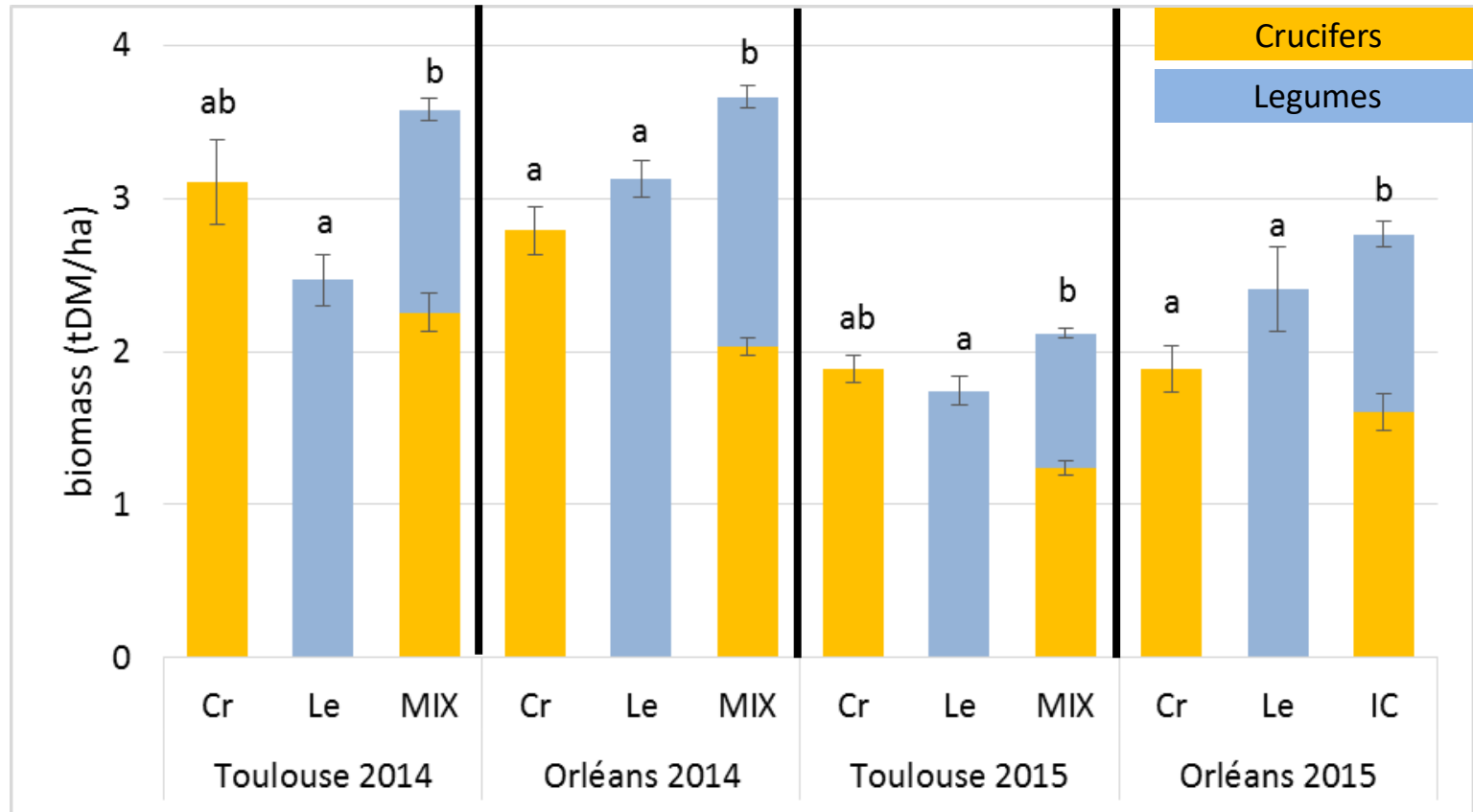
Impact of mixtures on glucosinolate production

Crucifer sole crop

Crucifer + Legume



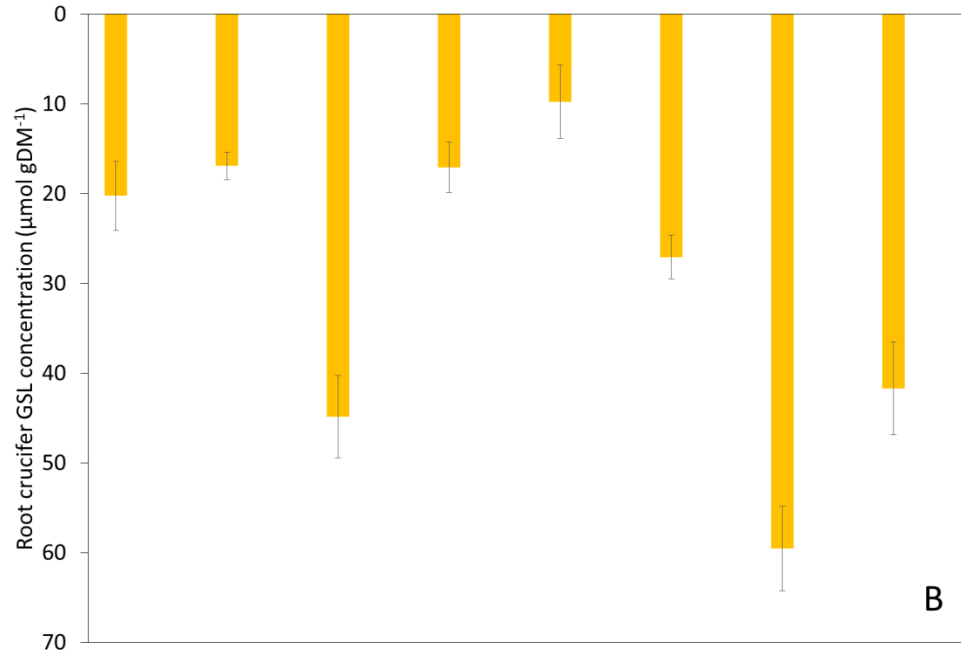
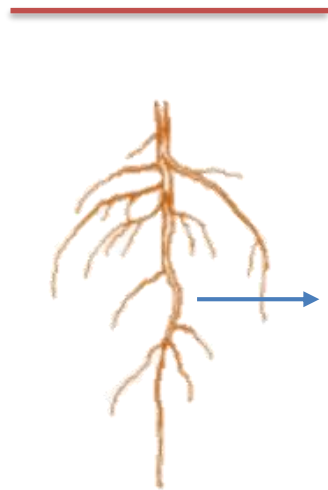
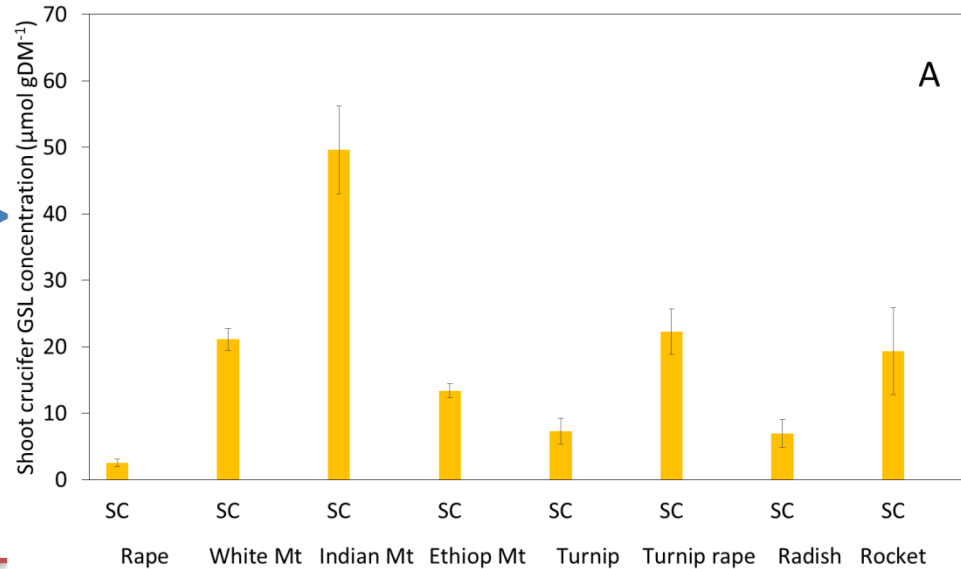
Biomass production of cover crops



Higher biomass in mixtures compared to sole cover crops:

- Crucifers benefited from mixtures (75% of their sole cover crop biomass)
- Legumes not penalised (50% of their sole cover crop biomass)
- No incompatibility between species

Crucifer glucosinolate profile?



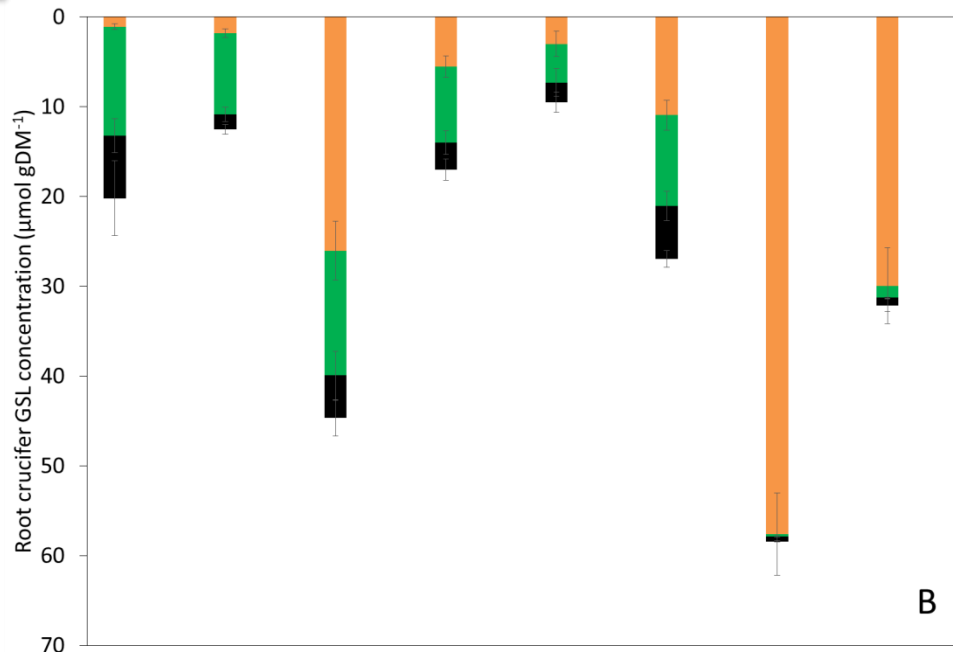
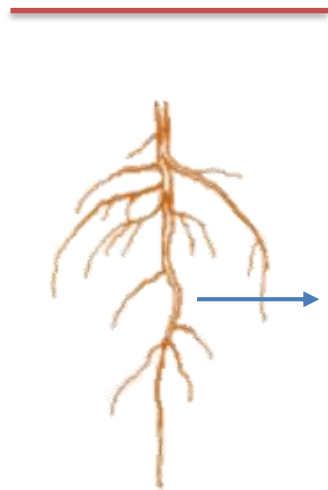
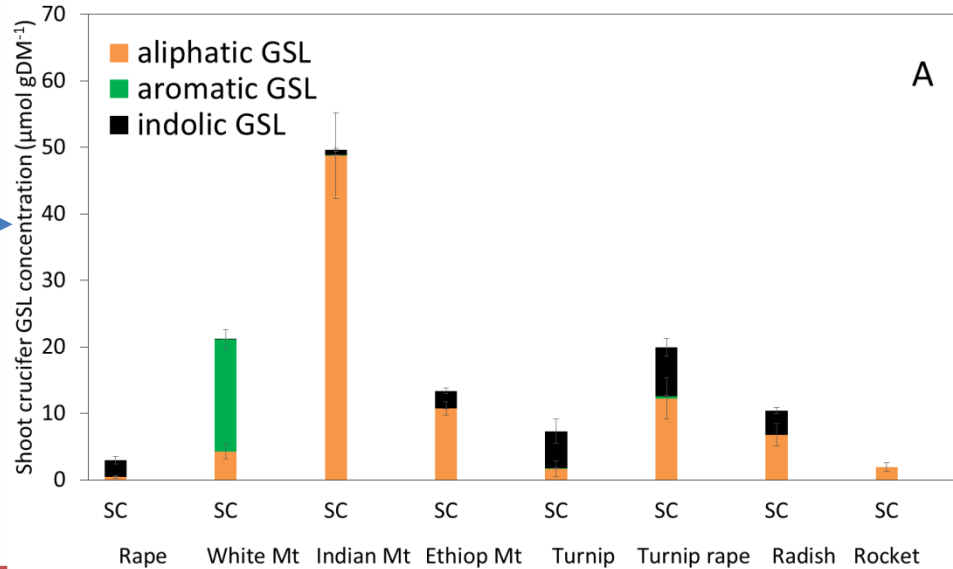
A

B

GSL concentration:

- no cultivar differences
- Inter species differences
- Root and shoot differences

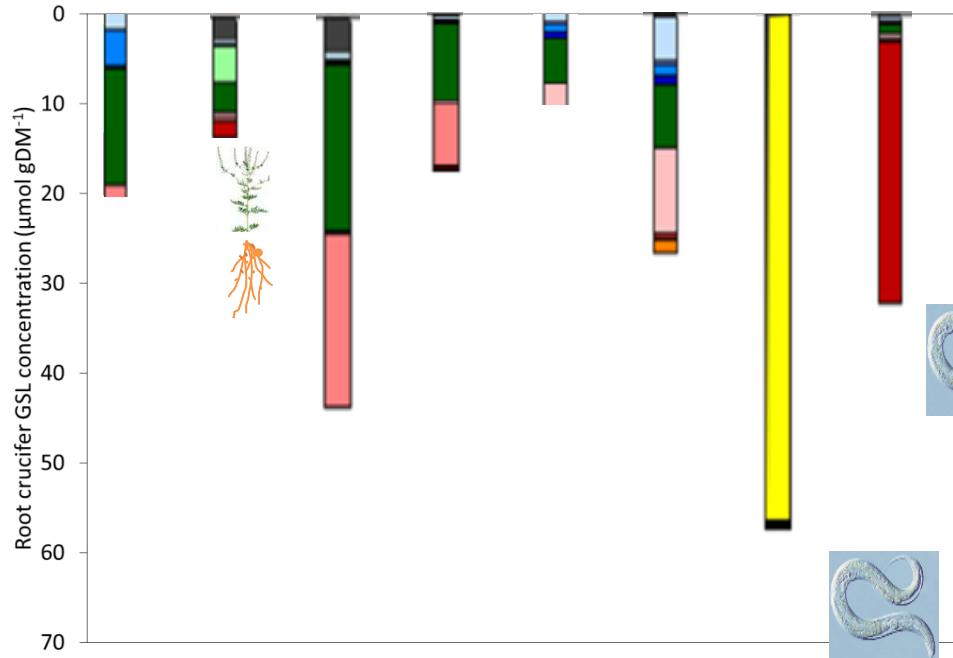
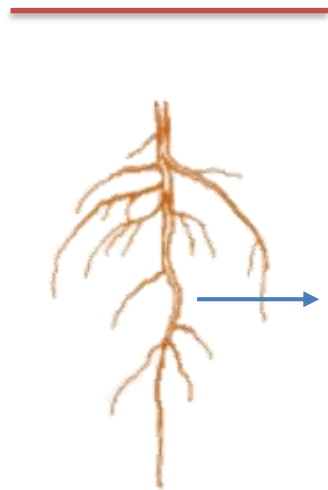
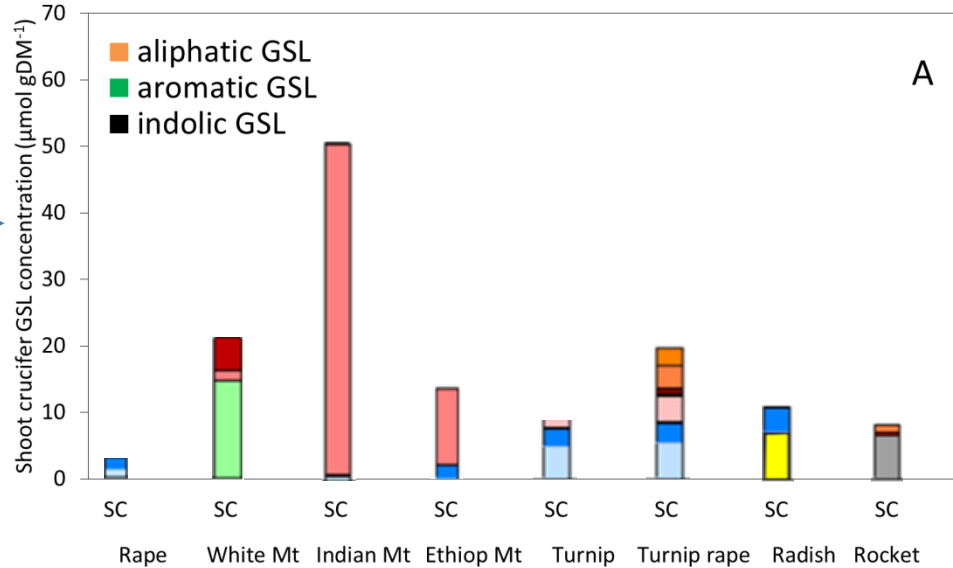
Crucifer glucosinolate profile?



Type of GSL:

- no cultivar differences
- Inter species differences
- Root and shoot differences

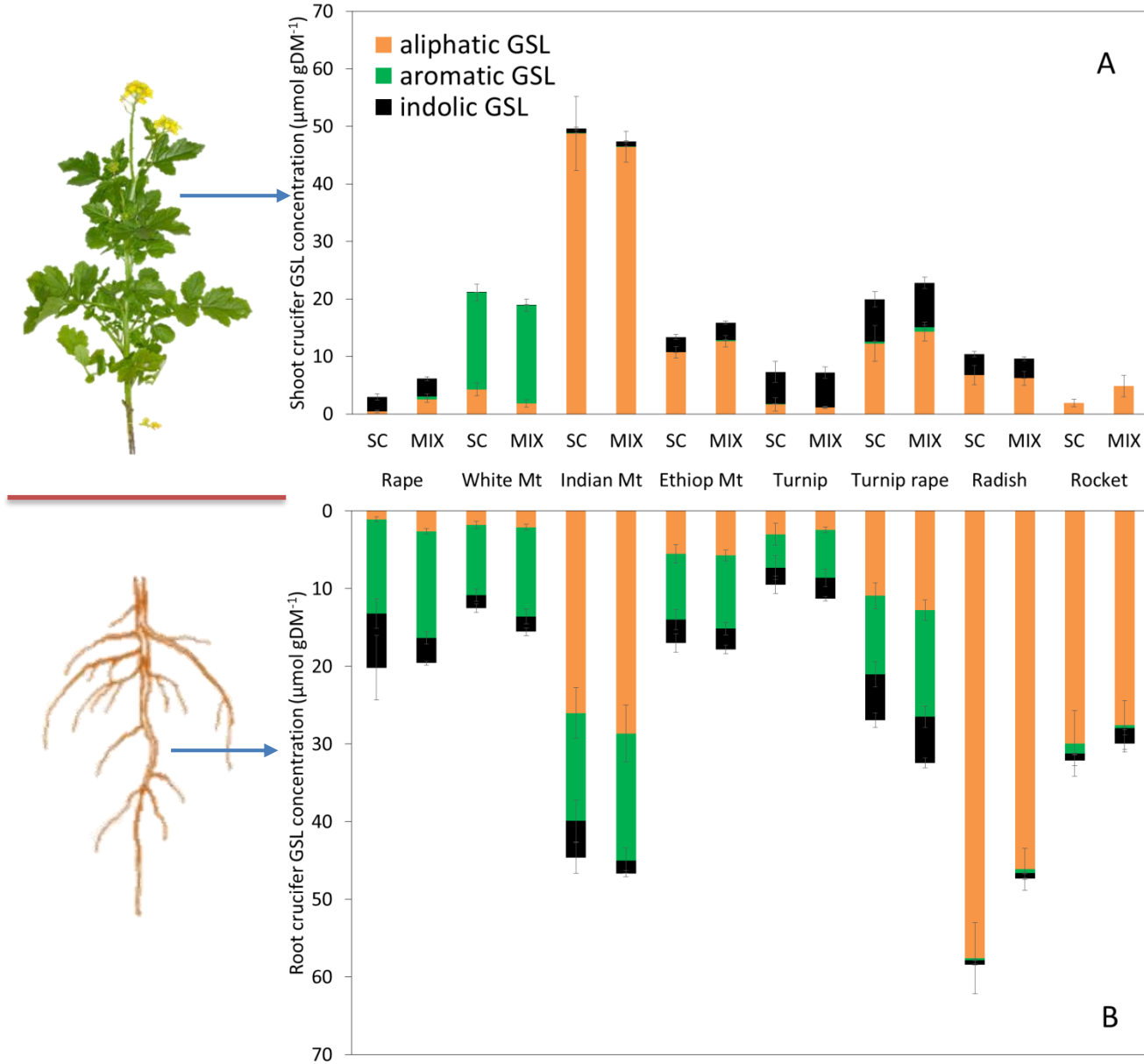
Crucifer glucosinolate profile?



- Neo-glucobrassicin
- 4methoxyglucobrassicin
- Glucobrassicin
- 4hydroxyglucobrassicin
- Sinalbin
- Glucotropaeolin
- Gluconasturtiin
- Progoitrin
- Sinigrin
- Gluconapoleiferin
- Glucoerucin
- Glucoraphanin
- Gluconapin
- Glucobrassicinapin
- Glucoalyssin
- Glucoraphasatine

**High diversity
of GSL
= myriad of
effects on
pathogens?**

Do mixtures have an effect on crucifer glucosinolate profile?



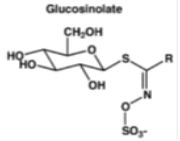
No effect of mixtures on GSL profile:

- GSL total concentration
- type of GSL
- relative proportion of GSL

= similar interaction of crucifers with their pests in pure cover crops and mixtures

Glucosinolate production per hectare in mixtures

Glucosinolates



Pure crucifers

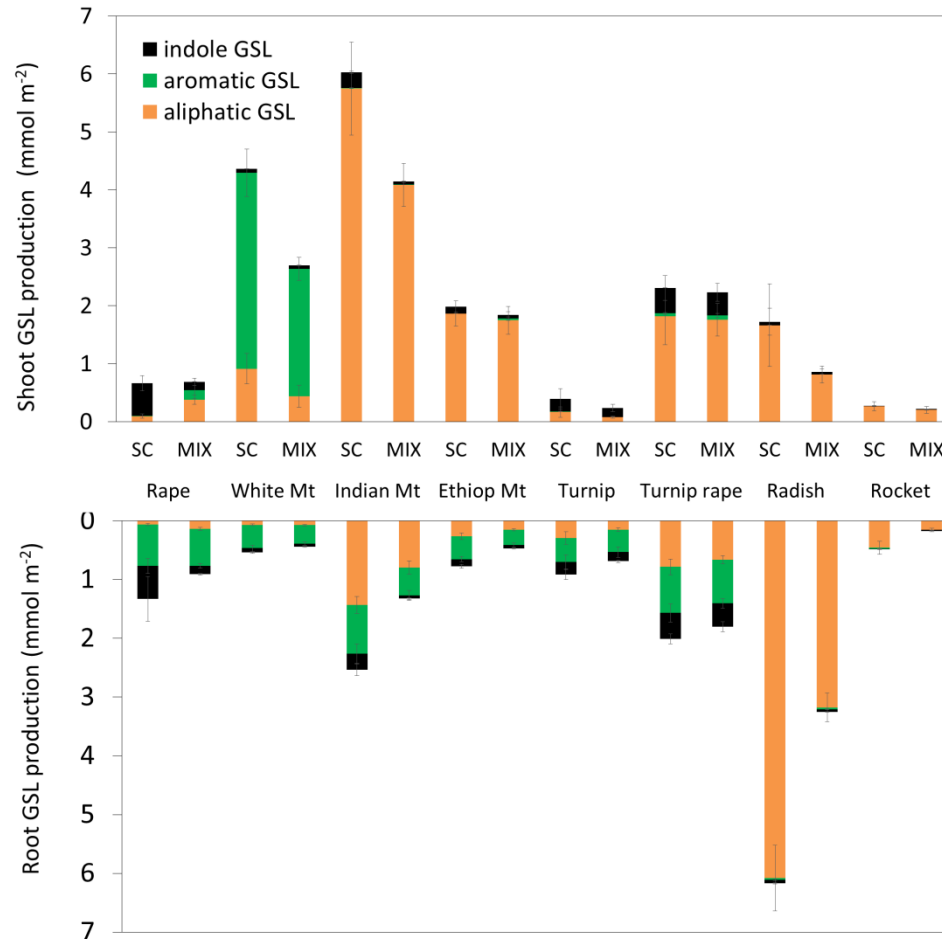
+++

Pure legumes

/

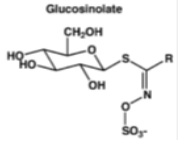
Crucifers + legumes

??



Glucosinolate production per hectare in mixtures

Glucosinolates



Pure crucifers

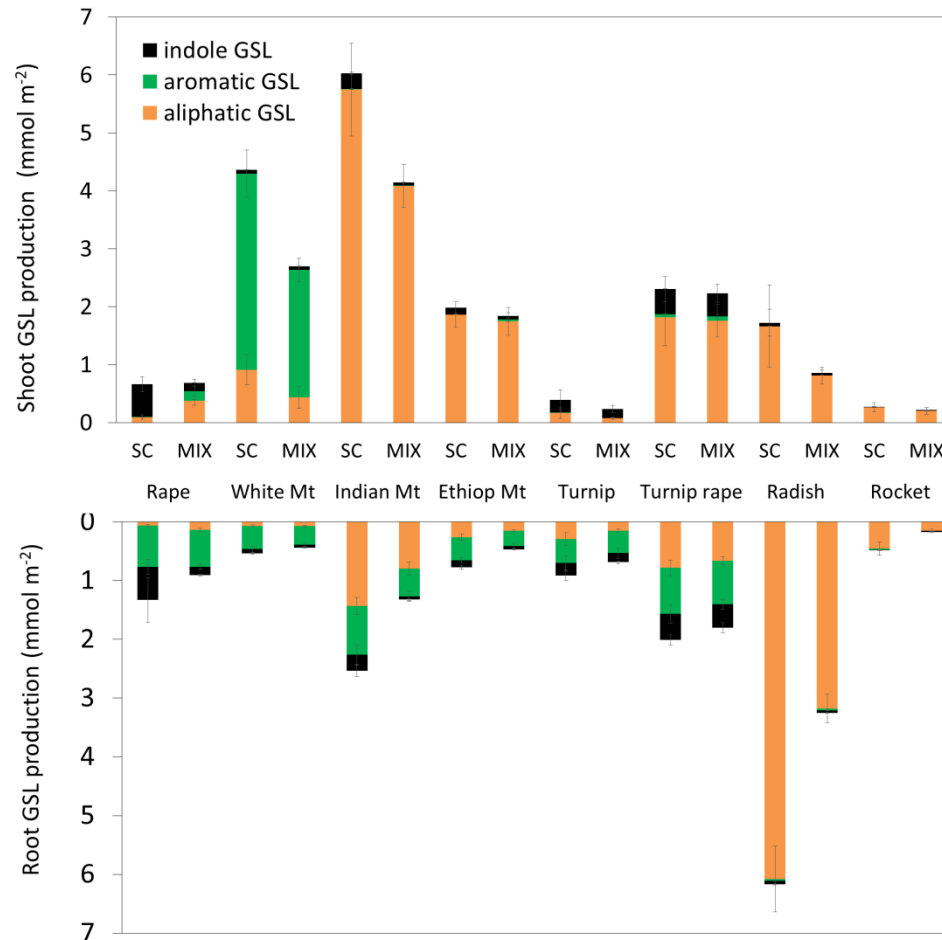
100%

Pure legumes

/

Crucifers + legumes

81%



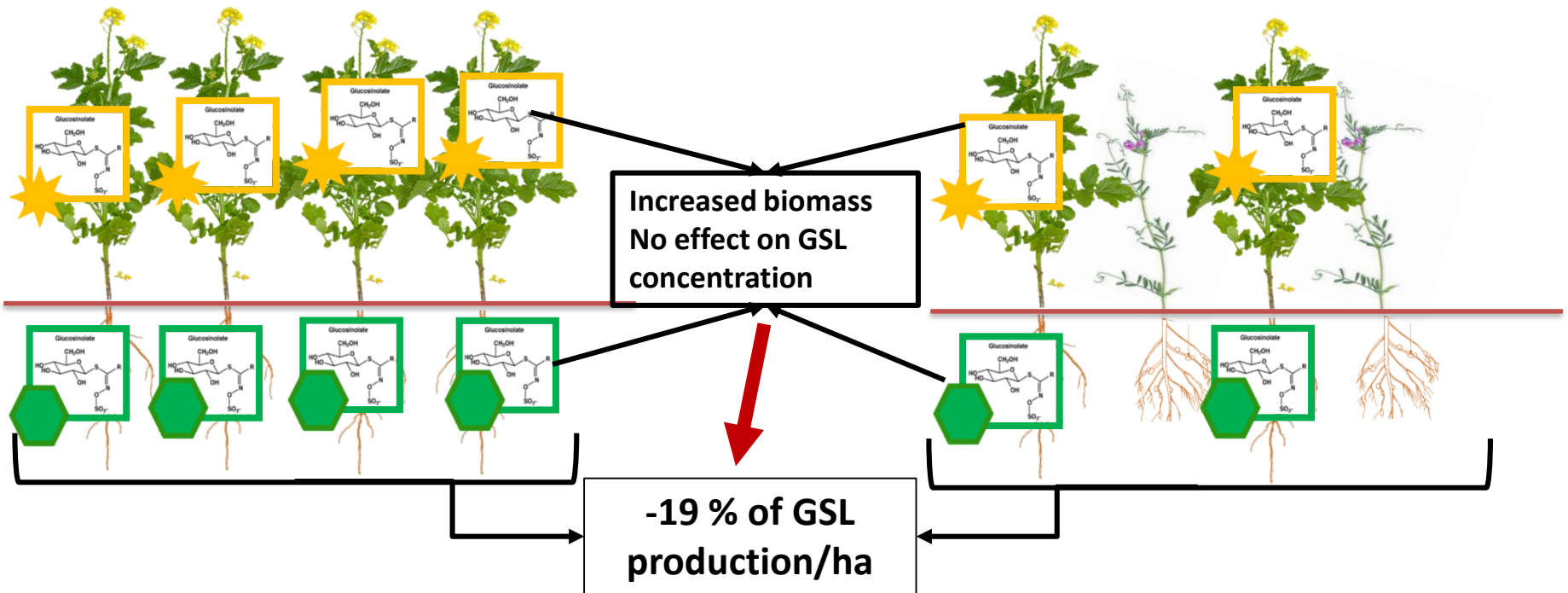
- 10% of shoot GSL

- 30% of root GSL

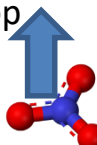
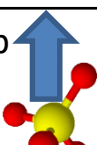


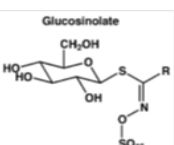
Impact of mixtures on glucosinolate production

Crucifer sole crop

Crucifer + Legume



Multiservice approach

	Pure crucifers	Pure legumes	Crucifers + Legumes
N Catch crop Service 	100%	66%	98%
S catch crop Service 	100%	30%	99%
N Green manure Service 	18%	100%	63%
S Green manure Service 	100%	23%	85%
Glucosinolates 	100%	/	81%
Biocontrol	?	?	??

Presentation outline

1- Overview of multi-service cover crops

2- Cover crops mixtures : levels of services provided

3- Revisiting the biocontrol potential

Biocontrol potential?



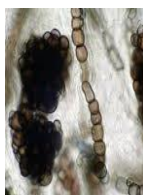
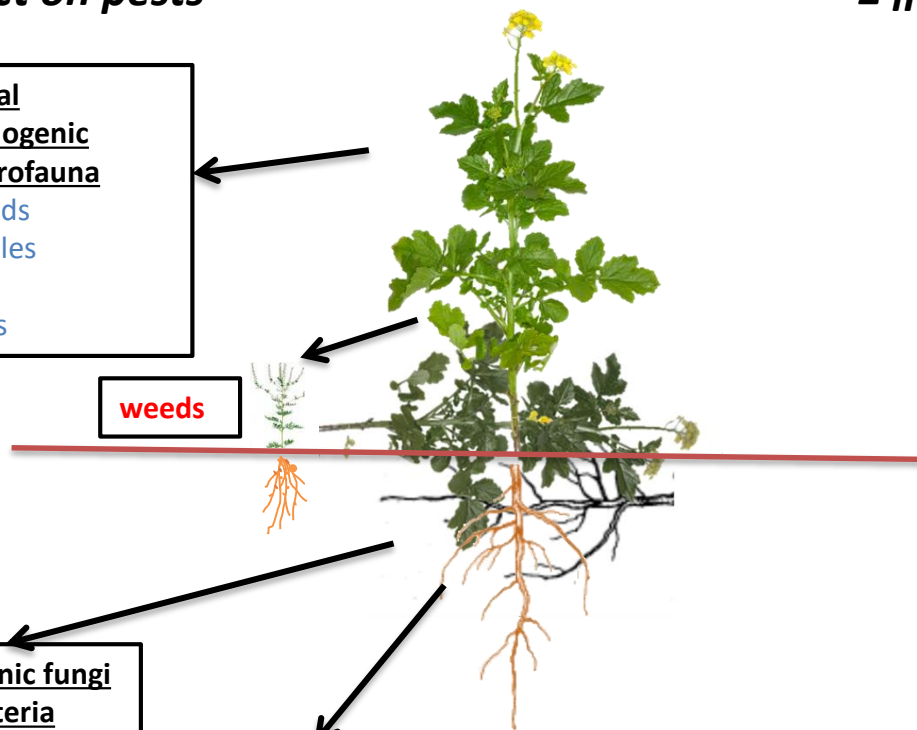
= *impact on pests*

= *impact on beneficials*



Aerial pathogenic macrofauna
Aphids
Beetles
Flies
Slugs

weeds



Pathogenic fungi and bacteria
R. solani
G. tritici
V. dahliae
A. euteiches
R. solanacearum
S. scabies
Fusarium spp.
Sclerotinia spp.
Pythium spp.

Pathogenic nematodes
M. incognita
P. neglectus
H. schachtii



Suppressive effects
Enhancement effects
Neutral/unknown effects

Biocontrol potential?



= *impact on pests*

= *impact on beneficials*



Aerial pathogenic macrofauna
Aphids
Beetles
Flies
Slugs

weeds



Companion legume

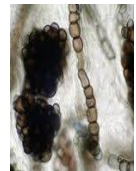
Aerial beneficial macrofauna
Bees
Arthropodes



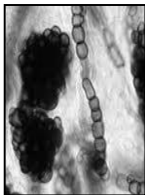
Next crop



Beneficial microbes
Mycorrhizae
Nitrifying bacteria
Rhizobium
Trichoderma spp.
General microbes



Pathogenic fungi and bacteria
R. solani
G. tritici
V. dahliae
A. euteiches
R. solanacearum
S. scabies
Fusarium spp.
Sclerotinia spp.
Pythium spp.



Pathogenic nematodes
M. incognita
P. neglectus
H. schachtii



Underground beneficial macrofauna
Beneficial nematodes
Earthworms



Suppressive effects
Enhancement effects
Neutral/unknown effects

Biocontrol potential?



= impact on pests

= impact on beneficials



Aerial



Aerial beneficial



Determination of biofumigation potential (BP)

$$BP = \sum_{i=1}^n \text{Biomass}_{\text{total}} \times [\text{GSL}]_i \times \text{Toxicity}_{\text{GSL}_i}$$

with $i = \text{glucosinolate } i$

From Kirkegaard and Sarwar (1998)



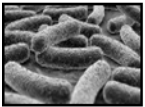
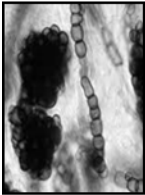
Pesticide derived approach

- 1) % of conversion GSL → ITC
- 2) % ITC to reach targeted organism
- 3) Toxicity ITC on targeted organisms

Mechanistic approach



Pandora's Box



Pythium spp.

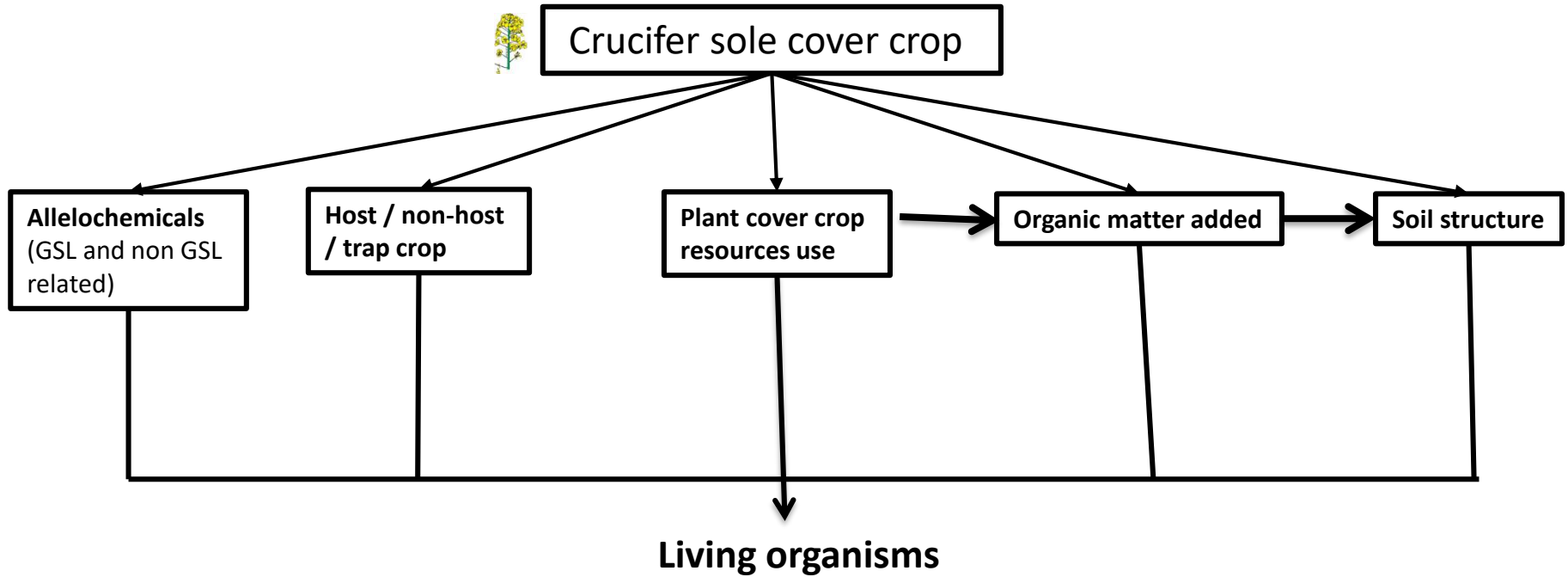
Pythium spp.



Suppressive effects
Enhancement effects
Neutral effects



Biocontrol potential?



Biocontrol potential?

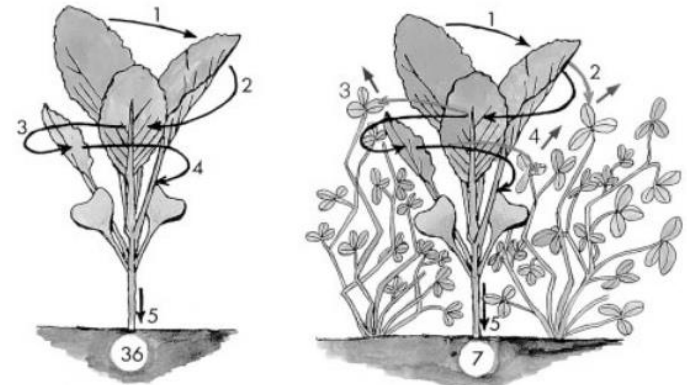
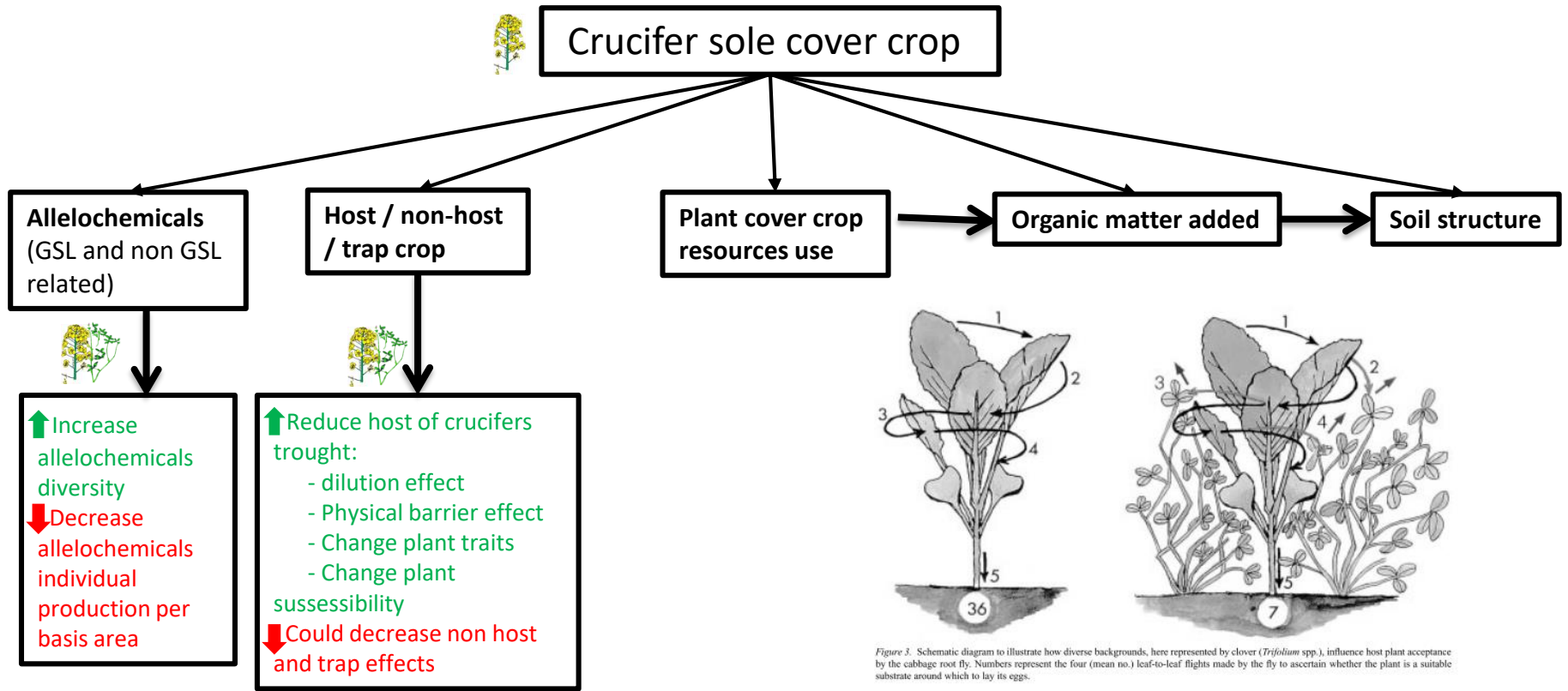


Figure 3. Schematic diagram to illustrate how diverse backgrounds, here represented by clover (*Trifolium* spp.), influence host plant acceptance by the cabbage root fly. Numbers represent the four (mean no.) leaf-to-leaf flights made by the fly to ascertain whether the plant is a suitable substrate around which to lay its eggs.


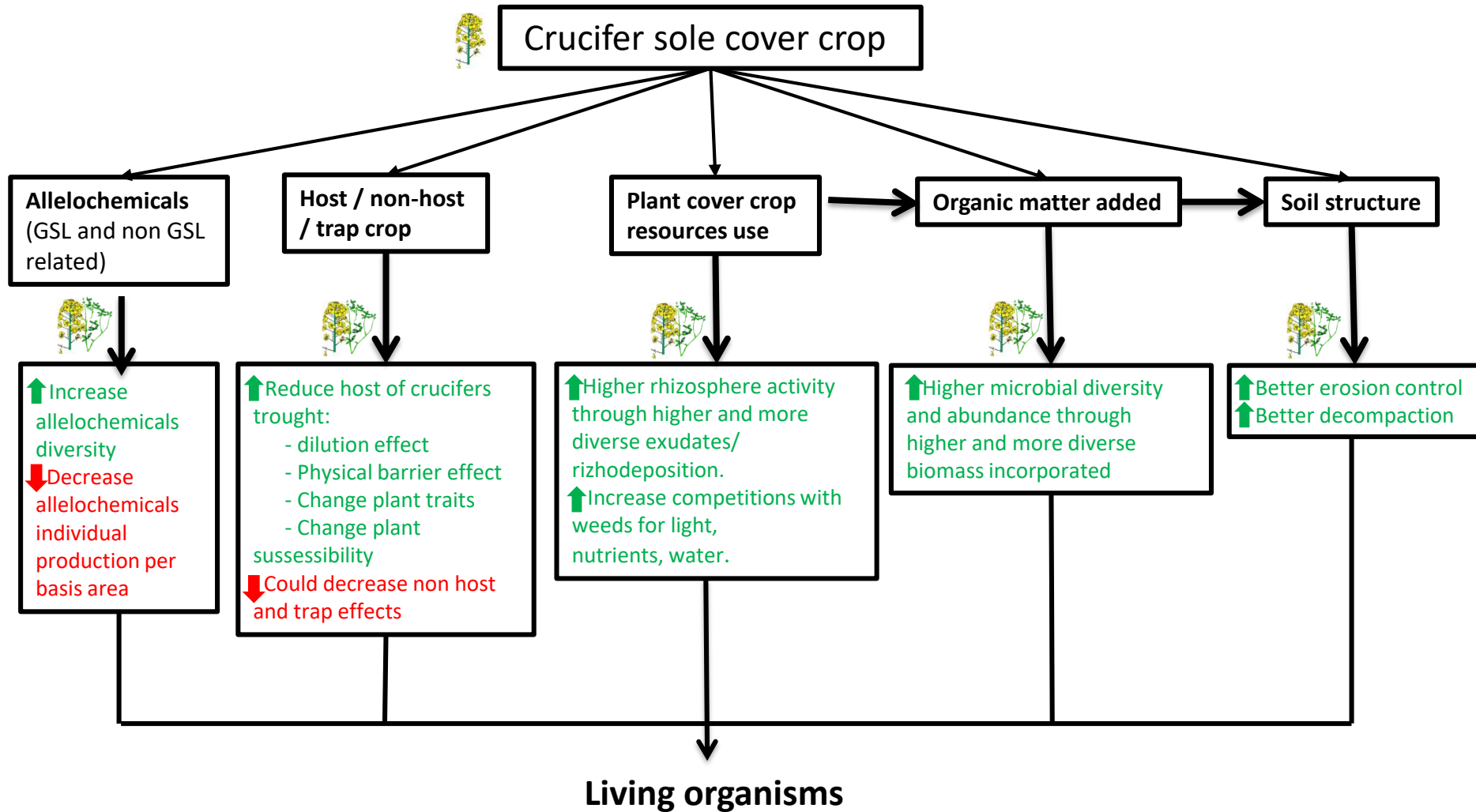



Figure 2. Schematic diagram to illustrate how diverse backgrounds, here represented by clover (*Trifolium* spp.), influence host plant finding by the cabbage root fly. Numbers represent insect actions 1-7 (see text).

Biocontrol potential?



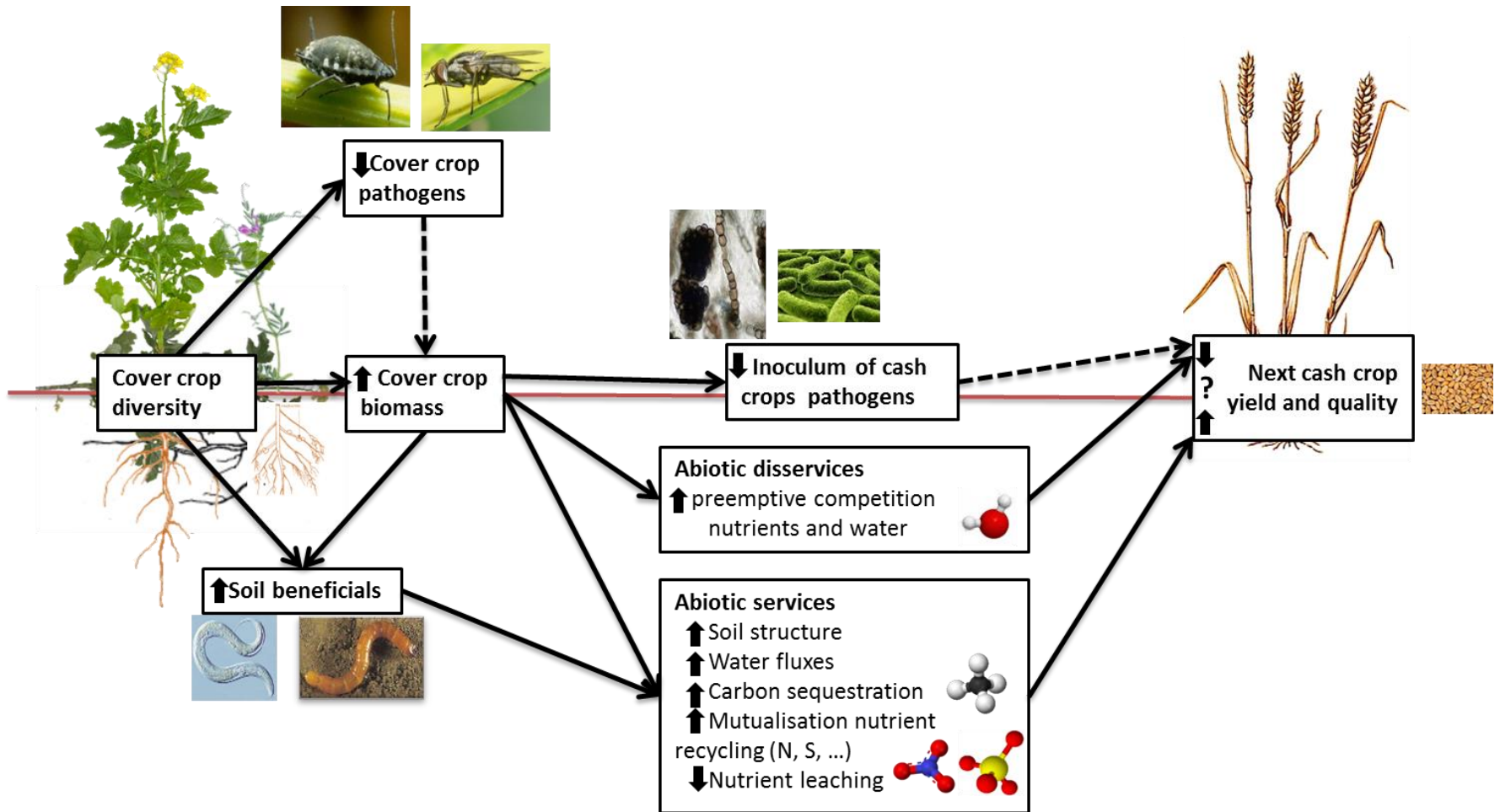
Isolating GSL effects

- **Need for control without GSL** : canola double 0 (“00”) or canola quality Indian mustard cultivars not suitable
- Design crucifers free of certain GSLs = **effects of individual GSL** on plant pathogens + unravel the confusing **GSL “cocktail” effects** to understand unexpected causes of pathogen suppression (Halkier and Gershenzon (2006))
- **Experimental designs** aimed to isolate allelochemical effects (Falquet et al., (2014))



Experimental design to differentiate effects of light competition from other effects on pigweed suppression by buckwheat in Switzerland (© Judith Wirth).

Links between biotic and abiotic services



Take home messages

- Mixtures enable **to mutualise services of N, S, GSL** production and **biocontrol**
- **This study provides new knowledge:**
 - Quantitative information on levels of services provided by a wide range of crucifer-legume mixtures
 - A first methodological approach to design mixtures
- **This study highlights** a strong knowledge gap on:
 - **Pathogens'** suppression by mixtures
 - **Beneficials'** impact
 - **Multiservices** assessment
 - Integration of **cover crops in farming system design**



→ **Multi-Service Cover Crops as a pillar of Agroecological transition**

Thank you for your attention!

Technicians

Administrators

Colleagues

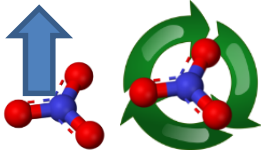


Ecole d'ingénieurs

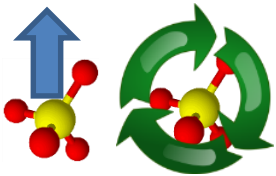
Sciences du vivant
Agriculture • Agroalimentaire
Marketing • Management



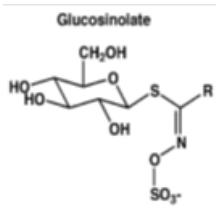
For more details



Couëdel, A., Alletto, L., Tribouillois, H., Justes, E., 2018a. Cover crop crucifer-legume mixtures provide effective nitrate catch crop and nitrogen green manure ecosystem services. *Agric. Ecosyst. Environ.* 254, 50–59.
doi:10.1016/j.agee.2017.11.017



Couëdel, A., Alletto, L., Justes, É., 2018b. Crucifer-legume cover crop mixtures provide effective sulphate catch crop and sulphur green manure services. *Plant Soil*. doi:10.1007/s11104-018-3615-8



Couëdel, A., Alletto, L., Kirkegaard, J., Justes, É., 2018c. Crucifer glucosinolate production in legume-crucifer cover crop mixtures. *Eur. J. Agron.* 96, 22–33.
doi:10.1016/j.eja.2018.02.007

Biocontrol

Couëdel, A., Kirkegaard, J., Alletto, L., Justes, É.,. Crucifer – legume cover crop mixtures for biocontrol: towards a new multi-services paradigm. Invited for submission in *Advances in Agronomy*

Couëdel, A., Seassau, C., Wirth, J., Alletto, L., 2017. Potentiels de régulation biotique par allélopathie et biofumigation ; services et dis-services produits par les cultures intermédiaires multiservices de crucifères. *Innov. Agron.* 62, 71–85.