



HAL
open science

DETERMINATION OF HSW COMPOSITION AND QUANTIFICATION IN SIDS: STUDY CASE OF MORONI AND FOUMBOUNI CITIES IN COMOROS ISLAND

Amarillis Kamil Abdallah, Damien Ali Hamada Fakra, Kaambi Ahamed Ben Ali, Bienvenue Raheliarilalao, Jean-Claude Gatina

► **To cite this version:**

Amarillis Kamil Abdallah, Damien Ali Hamada Fakra, Kaambi Ahamed Ben Ali, Bienvenue Raheliarilalao, Jean-Claude Gatina. DETERMINATION OF HSW COMPOSITION AND QUANTIFICATION IN SIDS: STUDY CASE OF MORONI AND FOUMBOUNI CITIES IN COMOROS ISLAND. 9th International Conference on Engineering for Waste and Biomass Valorisation (WastEng 2022), Jun 2022, Copenhagen, Denmark. hal-03748125

HAL Id: hal-03748125

<https://hal.science/hal-03748125>

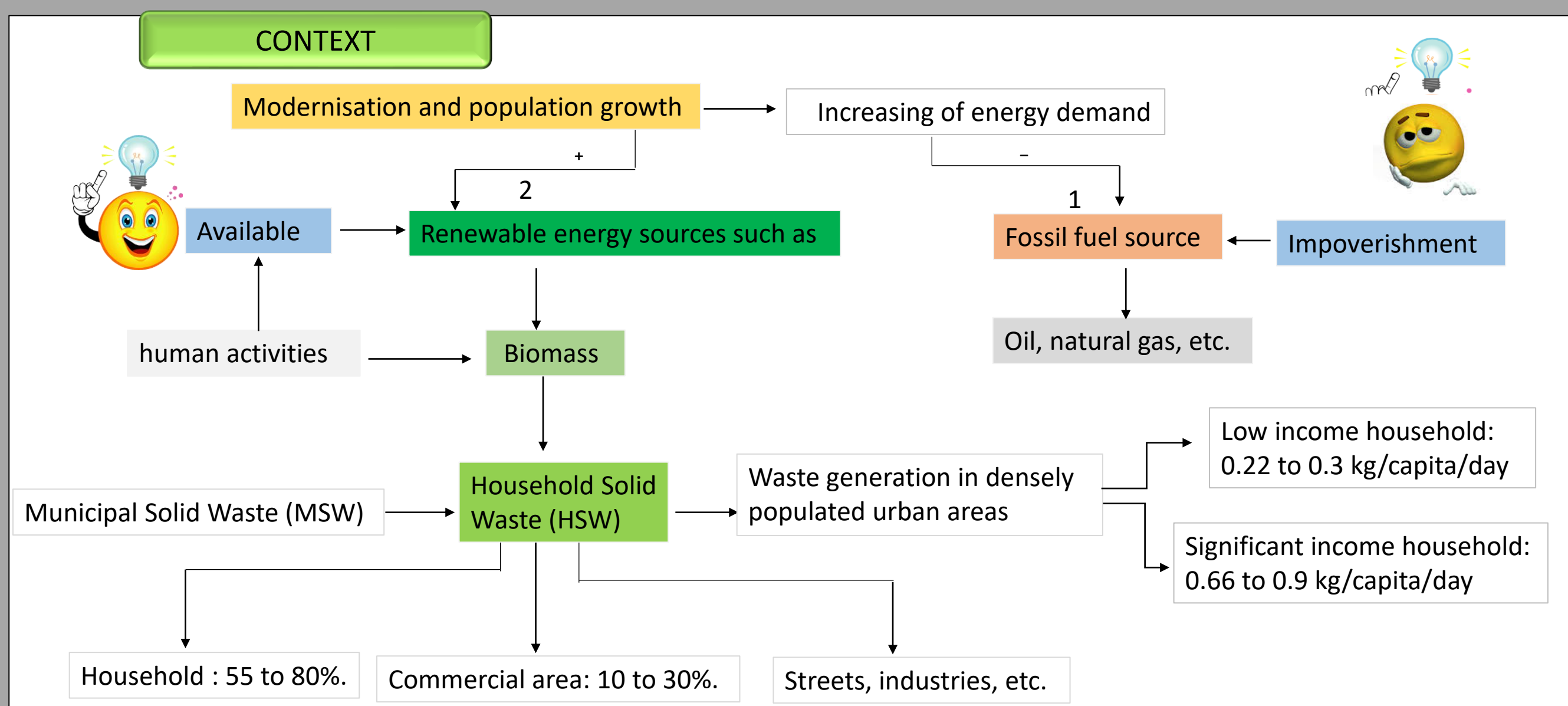
Submitted on 9 Aug 2022

HAL is a multi-disciplinary open access archive for the deposit and dissemination of scientific research documents, whether they are published or not. The documents may come from teaching and research institutions in France or abroad, or from public or private research centers.

L'archive ouverte pluridisciplinaire **HAL**, est destinée au dépôt et à la diffusion de documents scientifiques de niveau recherche, publiés ou non, émanant des établissements d'enseignement et de recherche français ou étrangers, des laboratoires publics ou privés.

DETERMINATION OF HSW COMPOSITION AND QUANTIFICATION IN SIDS: STUDY CASE OF MORONI AND FOUMBOUNI CITIES IN COMOROS ISLAND

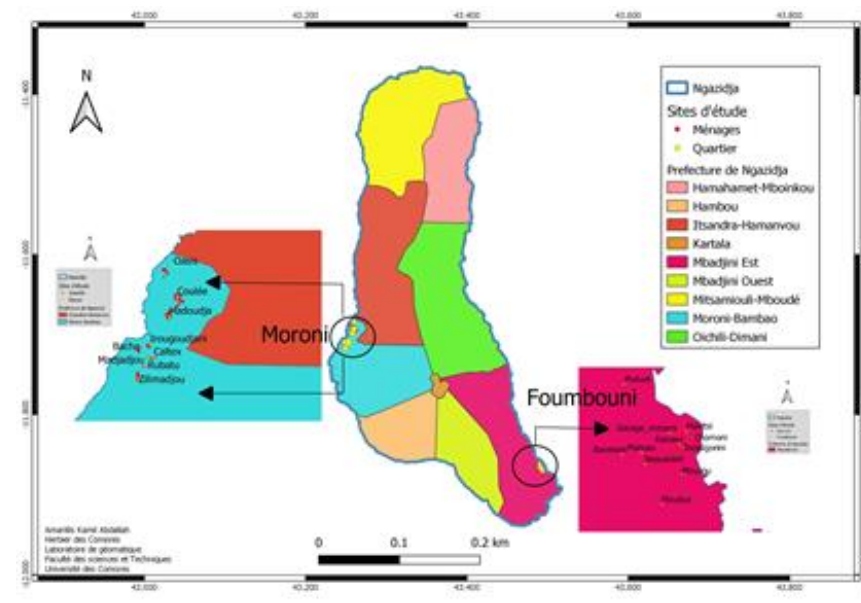
Amarillis KAMIL ABDALLAH, Université de la Réunion
Damien Ali Ahamada FAKRA, Université de la Réunion
M. KAAMBI AHAMED BEN ALI, Université des Comores
Bienvenue RAHELIARILALAO, Université d'Antananarivo
Jean Claude GATINA, Université de La Réunion



Usually, waste management is neglected in many developing countries, which requires reliable and up-to-date data for planning purposes. Unfortunately, such data are non-existent in many developing countries such as Comoros[2].

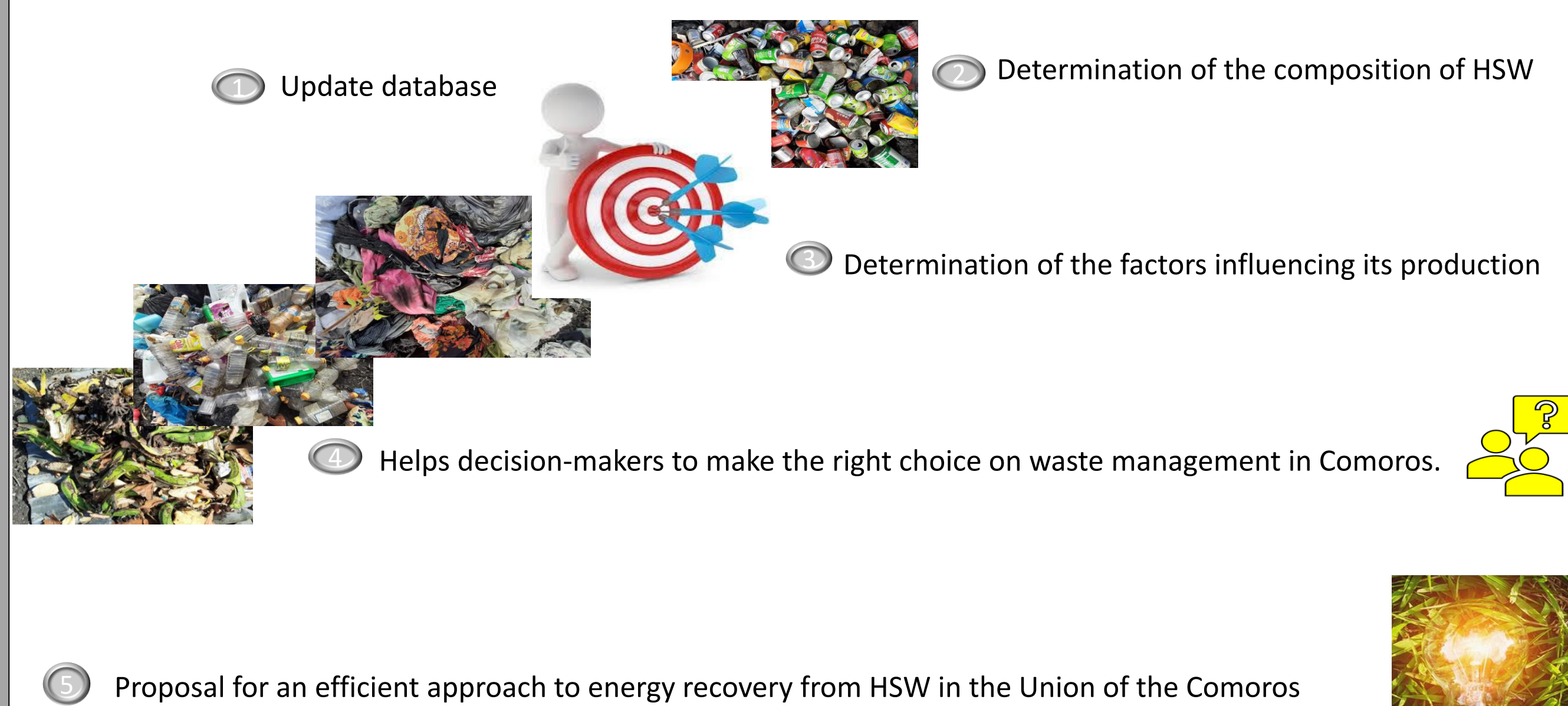
Study site : Grande Comore

The study is carried out in Grande Comore (Ngazidja), the most populated island (389,445 inhabitants) of the Comoros, more specifically in Moroni and Fombouni, which represent the urban and rural areas of our study respectively.



Study site : Grande Comore

OBJECTIVES

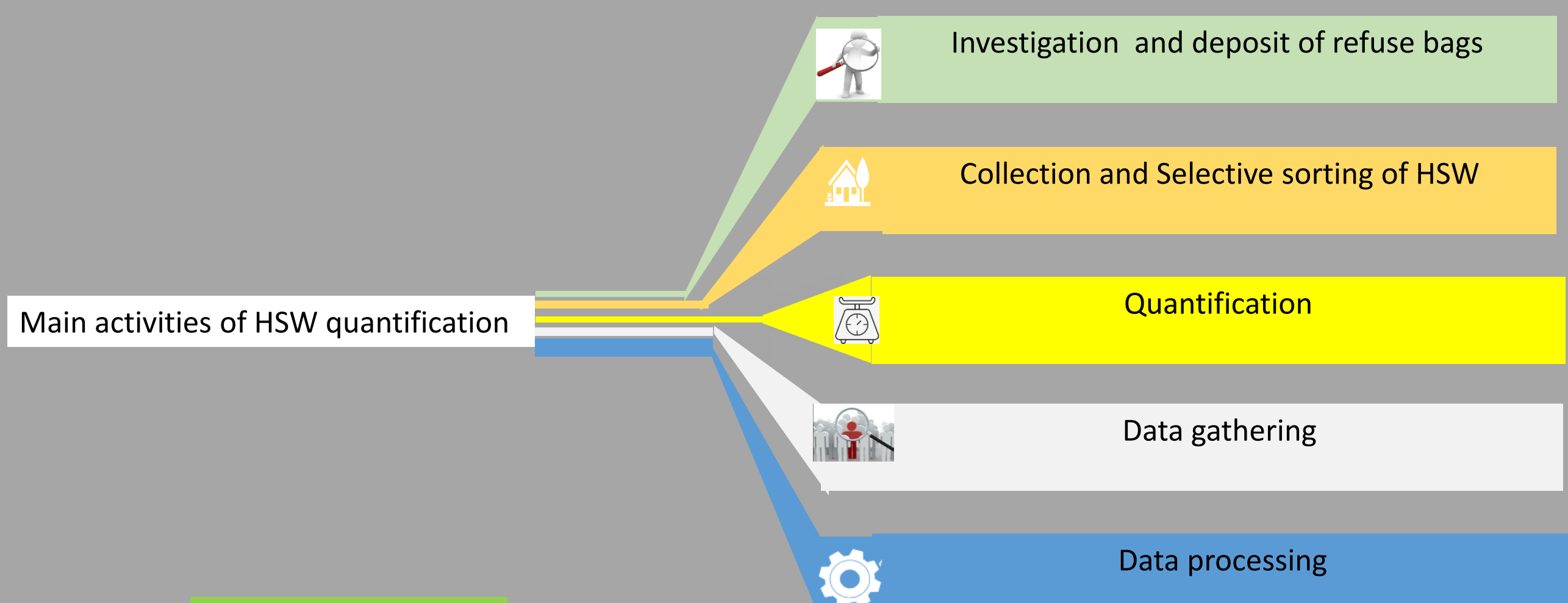


METHODOLOGY

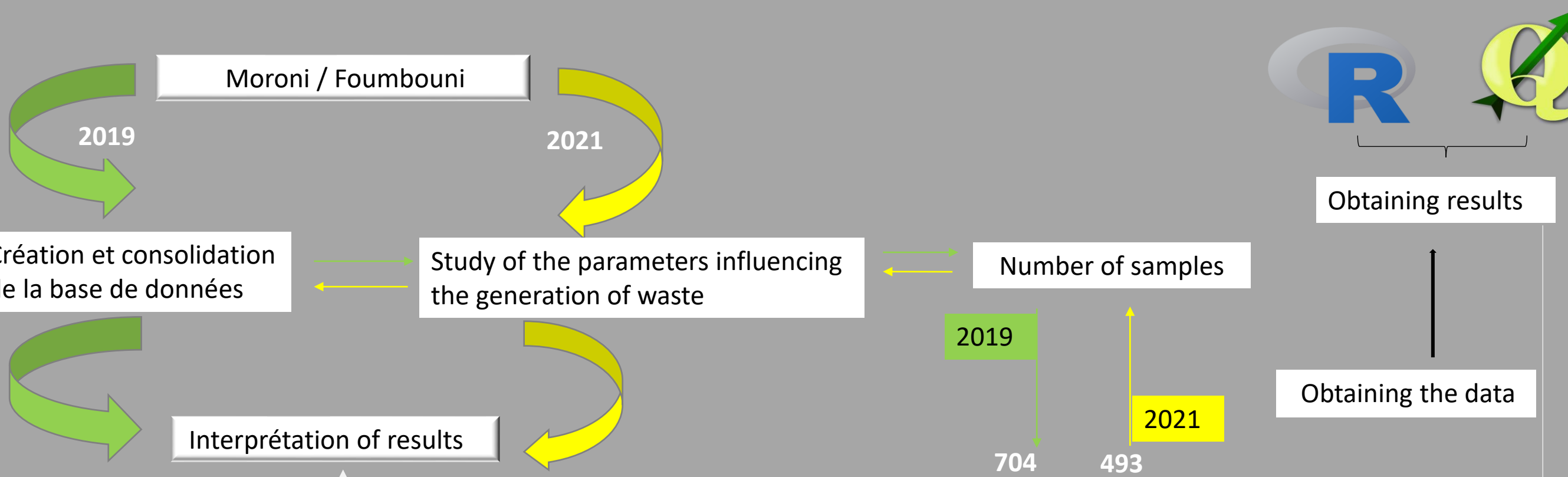
Stratified random sampling was used to have a heterogeneous representation corresponding to the different living standards (low, middle, and high class) of the Comorian population with a confidence level of 95% as recommended by UNEP and ITEC [3]. 20 neighborhoods were selected at different geographical locations to have good representativeness of the sample. The study of the latter was based on the size of the waste-generating population and not on the weight of the sample to be analyzed. Other variables such as income, household size, and profile were studied. A survey form was distributed to collect specific data for each household. This study was conducted in 2019 and 2021, but the reference year considered is 2019.

Sampling size formula: $n = \frac{Z_a}{2} \times \delta \sqrt{n}$

$\frac{Z_a}{2}$: coefficient de confiance
 n : la taille de l'échantillon
 δ : écartype



Spatio-temporal study



RESULTS

Table 1 : Household profile

Year	2019		2021	
	MORONI	FOUMBOUNI	MORONI	FOUMBOUNI
Household size (capita/household)	5.9	4.7	6.2	5.5
Number of employees (capita/household)	2.0	1.2	1.8	1.7
Average monthly salary (capita/Month)	241.92€	185€	207.55€	151€
Average waste produced (kg/capita/day)	0.25	0.15	0.2	0.12

- The decrease in most parameters studied in 2019 and 2021 may be due to COVID 19
- With a household size > 5, waste generation between 0.22 and 0.3 per person/day and an average salary per person/month of around 250 €, Moroni can be classified among densely populated urban areas with low-income households.

9 Categories of HSW

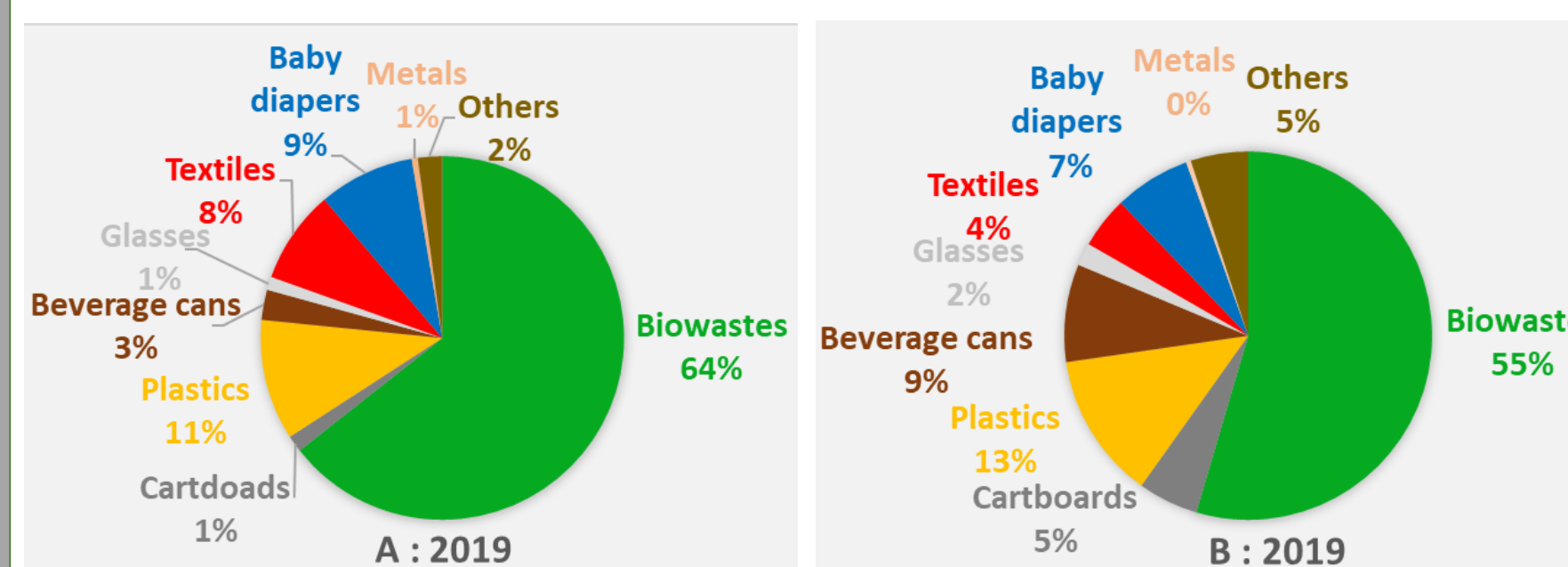


Fig.1: Composition of waste generated in Moroni (A) and Fombouni (B) in 2019

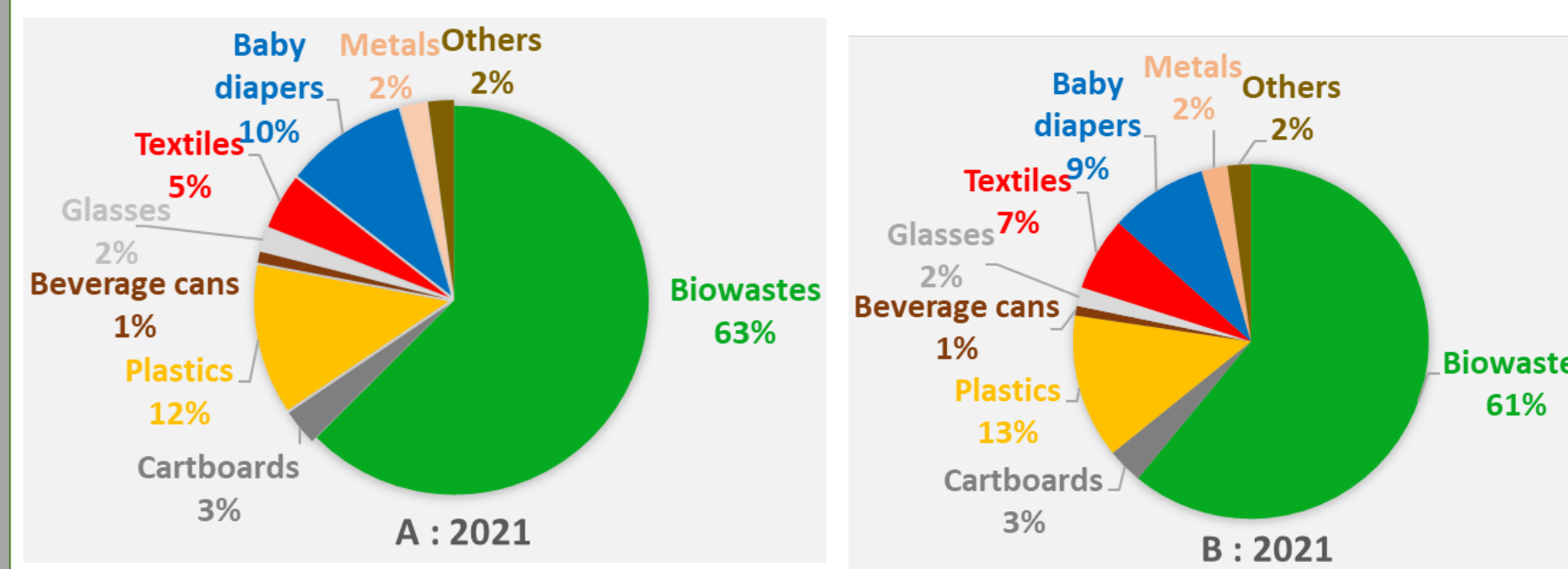


Fig.2: Composition of waste generated in Moroni (A) and Fombouni (B) in 2021

Summary of total waste production in Comoros :

- biodegradable > 50%,
- Plastics do not exceed 13%,
- Baby diapers from 7 to 10%,
- textiles from 4 to 8%,
- beverage cans from 1 to 9%,
- cartons from 1 to 5%,
- glasses from 1 to 2%,
- metal from 0 to 2%.
- Other from 2 to 5%

According to these results, we find that this waste is mainly composed of non-hazardous waste, easily recoverable.

Figure 3 shows us that in a week, a household containing 7 people is the one that produces the most biodegradable and plastic waste. In other words, the production of waste per week of biodegradables, plastics, diapers and textiles increases with the size of the household and the other types are independent of this variable.

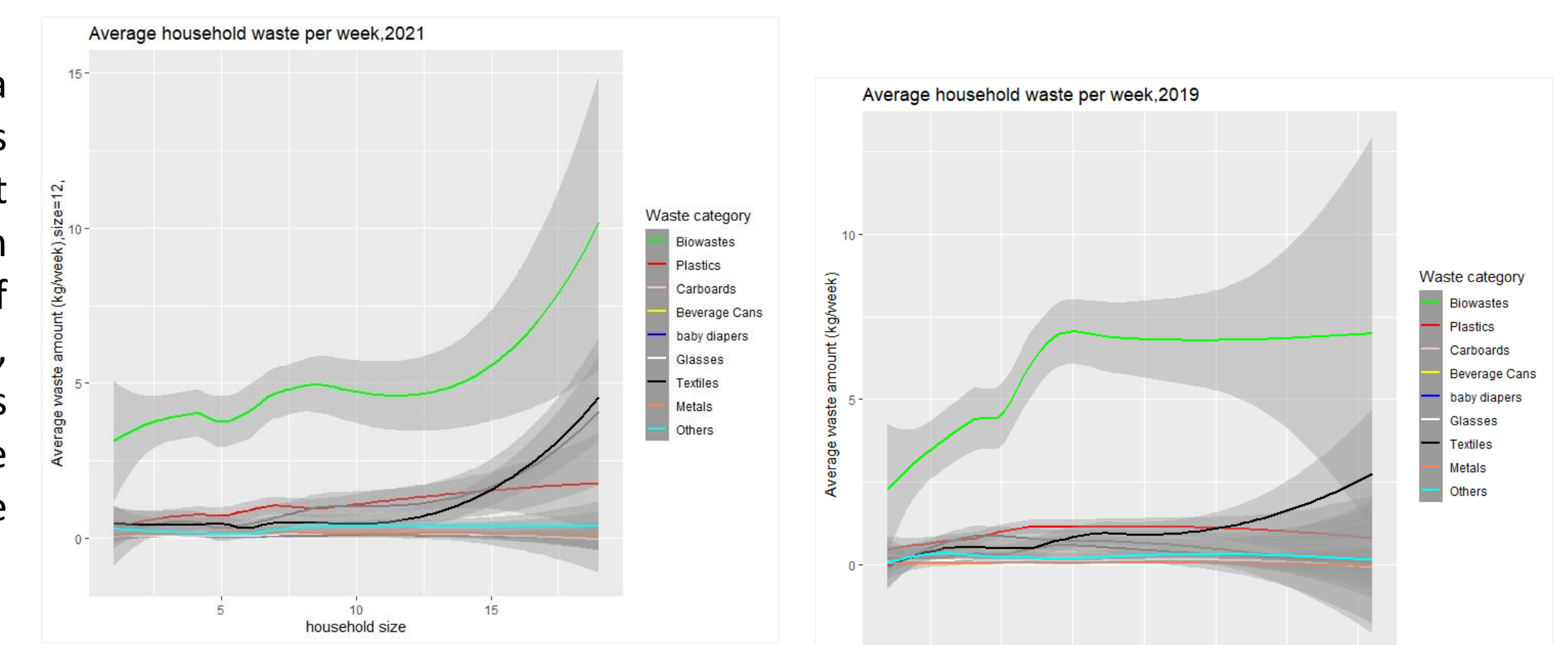


Fig.3: Waste generation by household size

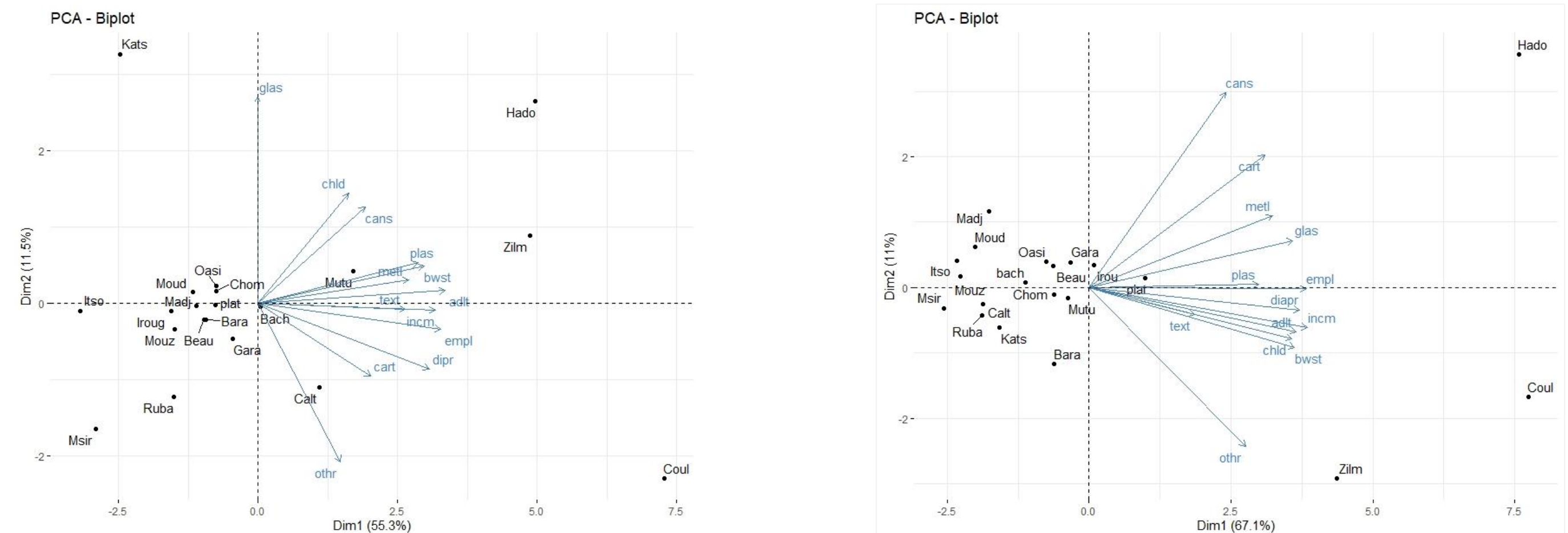


Fig.4: Projection of individuals on dimensions 1 et 2 (2019 and 2021)

As shown in Figure 4, Coulee, Hadoudja and Zilimadjou are the neighborhoods that produce the most HSW and whose financial conditions are quite satisfactory since these variables are positively correlated with the Dim 1. These 3 districts of Moroni are characterized by satisfactory market conditions, a high number of adults and children. In 2019, the Zilimadjou district has more similarities with the Hadoudja district. On the other hand, in 2021, its characteristics were similar to those of the Coulee.

Moreover, in Fombouni, the neighborhoods that produce the most HSW are Mutuel, Plateau, Barakani, Chomoni and Garage Mzizeni. The production of bio-waste, plastics, baby diapers and cans is strongly correlated with the monthly salary, the number of employees, the number of children and the number of adults.

Conclusion

The spatio-temporal study revealed that the household solid waste generated in Moroni and Fombouni are of the same nature, but may vary from one region to another. However, 2019 represents the reference year since the study took place before the arrival of COVID19. The monthly salary, the number of adults, and the number of employees are positively correlated with the production of HSW.

With a production of more than 50% of bio-waste and about 40% of fuel, two ways of energy recovery are the most suitable in Comoros: methanation and gasification.

However, to choose the best valorization technique, other studies deserve to be carried out.

REFERENCES

[1] Z. Hameed et al., « Gasification of municipal solid waste blends with biomass for energy production and resources recovery: Current status, hybrid technologies and innovative prospects », *Renew. Sustain. Energy Rev.*, vol. 136, p. 110375, févr. 2021, doi: 10.1016/j.rser.2020.110375.
[2] K. Miezah, K. Obiri-Danso, Z. Kádár, B. Fei-Baffoe, et M. Y. Mensah, « Municipal solid waste characterization and quantification as a measure towards effective waste management in Ghana », *Waste Manag.*, vol. 46, p. 15-27, déc. 2015, doi: 10.1016/j.wasman.2015.09.009.
[3] L. F. M. Rebellon, *Waste Management: An Integrated Vision*. BoD – Books on Demand, 2012.