



Directed Palladium Catalyzed C–H (Ethoxycarbonyl)difluoromethylthiolation Reactions.

Floriane Doche, Julien Escudero, Fabien Petit-Cancelier, Heng-Ying Xiong,
Samuel Couve-Bonnaire, Davide Audisio, Thomas Poisson, Tatiana Besset

► To cite this version:

Floriane Doche, Julien Escudero, Fabien Petit-Cancelier, Heng-Ying Xiong, Samuel Couve-Bonnaire, et al.. Directed Palladium Catalyzed C–H (Ethoxycarbonyl)difluoromethylthiolation Reactions.. Chemistry - A European Journal, In press, 10.1002/chem.202202099 . hal-03744735

HAL Id: hal-03744735

<https://hal.science/hal-03744735>


Submitted on 3 Aug 2022

HAL is a multi-disciplinary open access archive for the deposit and dissemination of scientific research documents, whether they are published or not. The documents may come from teaching and research institutions in France or abroad, or from public or private research centers.

L'archive ouverte pluridisciplinaire **HAL**, est destinée au dépôt et à la diffusion de documents scientifiques de niveau recherche, publiés ou non, émanant des établissements d'enseignement et de recherche français ou étrangers, des laboratoires publics ou privés.

Chemistry Europe Amplifying Great Science

 **Chemistry
Europe**
European Chemical
Societies Publishing



Stop by our
booth #3

Chemistry Europe Symposium Monday, August 29, 9:15 – 12:30 Room #9

- We will celebrate the 10th anniversaries of *ChemistryOpen* and *ChemPlusChem*
- Mark the launch of *Chemistry-Methods* and *Analysis & Sensing*
- And introduce the redesign of *ChemistryViews* on a new platform

Join us for five fascinating talks by top scientists

**Chem
Plus
Chem**



Célia Fonseca-Guerra
Vrije Universiteit Amsterdam

**Analysis &
Sensing**



Francesco Ricci
Rome Tor Vergata

ChemistryViews



Javier García Martínez
Universidad de Alicante
Current President of IUPAC

**Chemistry
Open**



Anat Milo
Ben Gurion University

**Chemistry
Methods**



Ramón Martínez Mánez
Universitat Politècnica
de València

We look forward to
seeing you in Lisbon

chemistry-europe.org



Chemistry A European Journal

 **Chemistry
Europe**
European Chemical
Societies Publishing

Accepted Article

Title: Directed Palladium Catalyzed C–H
(Ethoxycarbonyl)difluoromethylthiolation Reactions.

Authors: Floriane Doche, Julien Escudero, Fabien Petit-Cancelier,
Heng-Ying Xiong, Samuel Couve-Bonnaire, Davide Audisio,
Thomas Poisson, and Tatiana Besset

This manuscript has been accepted after peer review and appears as an Accepted Article online prior to editing, proofing, and formal publication of the final Version of Record (VoR). The VoR will be published online in Early View as soon as possible and may be different to this Accepted Article as a result of editing. Readers should obtain the VoR from the journal website shown below when it is published to ensure accuracy of information. The authors are responsible for the content of this Accepted Article.

To be cited as: *Chem. Eur. J.* **2022**, e202202099

Link to VoR: <https://doi.org/10.1002/chem.202202099>

WILEY-VCH

RESEARCH ARTICLE

Directed Palladium Catalyzed C–H (Ethoxycarbonyl)difluoromethylthiolation Reactions

Floriane Doche,^[a] Julien Escudero,^[a] Fabien Petit-Cancelier,^[a] Heng-Ying Xiong,^[a] Samuel Couve-Bonnaire,^[a] Davide Audisio,^[b] Thomas Poisson,^{[a],[c]} and Tatiana Besset^{*[a]}

[a] F. Doche, Dr. J. Escudero, Dr. F. Petit-Cancelier, Dr. H.-Y. Xiong, Dr. S. Couve-Bonnaire, Prof. Dr. T. Poisson, Dr. T. Besset. Normandie Univ., INSA Rouen, UNIROUEN, CNRS, COBRA (UMR 6014), 76000 Rouen, France. E-mail: tatiana.besset@insa-rouen.fr

[b] Dr. D. Audisio
CEA, Département Médicaments et Technologies pour la Santé, SCBM, Université Paris Saclay, 91191 Gif-sur-Yvette, France.

[c] Prof. Dr. T. Poisson
Institut Universitaire de France, 1 rue Descartes, 75231 Paris, France.

Supporting information for this article is given via a link at the end of the document.

Abstract: The unprecedented Pd-catalyzed (ethoxycarbonyl)difluoromethylthiolation reaction of various unsaturated derivatives was studied. In the presence of the (ethoxycarbonyl)difluoromethylsulfenamide reagent **1** and under mild reaction conditions (60 °C), both 2-(hetero)aryl and 2-(α -aryl-vinyl)pyridine derivatives were smoothly functionalized with this methodology (37 examples, up to 87% yield). Moreover, the synthetic interest of this fluorinated moiety was further showcased by its conversion into various original fluorinated residues. Finally, a plausible mechanism for this transformation was suggested.

Introduction

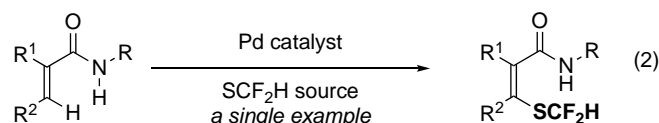
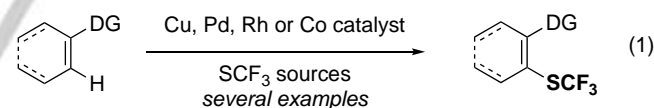
In a society fully aware about the next challenges towards greener chemistry and the global welfare, the prevalence of organofluorinated molecules in our daily life should be taken into consideration. Cognizant about their pivotal role in medicinal chemistry programs and material science,^[1] the quest for efficient and sustainable routes to novel fluorinated molecules is of prime importance.^[2] In that context, the design of fluorinated residues that might be easily converted in various other fluorinated functional groups like a swiss-army knife is of paramount importance. Therefore, over the last years, a strong interest of the scientific community was dedicated to the synthesis of original and functionalized fluorinated moieties such as CF₂R and SCF₂R (R = H, CO₂Et, PO(OEt)₂, SO₂Ph...)^[3]

Besides, transition metal catalyzed C–H bond activation has completely revolutionized the field of organic chemistry and has become a sustainable tool to reach molecular complexity.^[4] Despite significant advances, the formation of C–S bond by C–H bond activation remains an underexplored area.^[5] Pursuing our efforts on the development of innovative transformations to forge C–S bond by Pd-catalyzed C–H bond activation,^[6] we aimed at tackling the unmet challenge to build up a C(sp²)–SCF₂FG (FG =

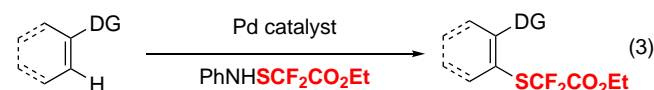
functional group) by C–H bond activation, with a particular focus on the SCF₂CO₂Et moiety, due to its versatility and the lack of available methods to introduce it on molecules.

So far, such strategy is mostly restricted to the trifluoromethylthiolation reaction (Scheme 1, eq.1.). These reaction manifolds mainly used Cu,^[7] Pd,^{[6b-c],[8]} Rh,^[9] and Co^[10] complexes as catalysts. Of note, a unique report dealing with the difluoromethylthiolation of acrylamides was recently depicted (Scheme 1, eq. 2).^[11] In light of the conspicuous absence of methodology to introduce other possible SR₁ motifs by C–H bond activation, and particularly functionalized ones, we sought to dedicate efforts to broaden the current portfolio of available transformations. In this context, we disclosed herein the Pd-catalyzed C–H (ethoxycarbonyl)difluoromethylthiolation reaction of C(sp²) centers (Scheme 1, eq. 3).

State of the art:



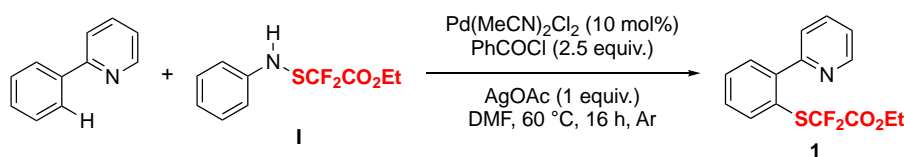
This work:



Scheme 1. Introduction of SR₁ motifs by C–H bond activation, state of the art and present work.

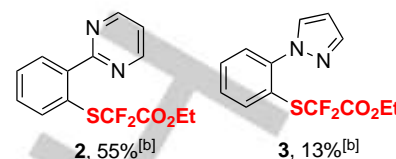
RESEARCH ARTICLE

A. Optimization of the Reaction

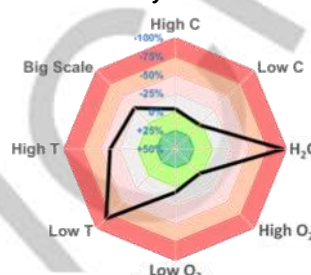


| Entry | Variation from the standard conditions | Yield (%) ^[a] |
|-------|--|--------------------------|
| 1 | none | 74, (74) ^[b] |
| 2 | no PhCOCl | 0 |
| 3 | Pd(TFA) ₂ , Pd(OAc) ₂ instead of Pd(MeCN) ₂ Cl ₂ | <30 |
| 4 | 40 °C instead of 60 °C | 26 |
| 5 | 100 °C instead of 60 °C | 75 |
| 6 | toluene, DMSO or 1,4-dioxane instead of DMF | 0 |
| 7 | 5 mol% of Pd(MeCN) ₂ Cl ₂ | 40 |
| 8 | 1.2 equiv. of I instead of 2.5 equiv. | 55 |

B. Other Suitable Directing Groups



C. Sensitivity Assessment



Scheme 2. A. Optimization of the reaction conditions. B. Other suitable directing groups. C. Assessment of the sensitivity. ^[a] ¹⁹F NMR yields using α,α,α -trifluoroacetophenone as an internal standard. ^[b] Isolated yields.

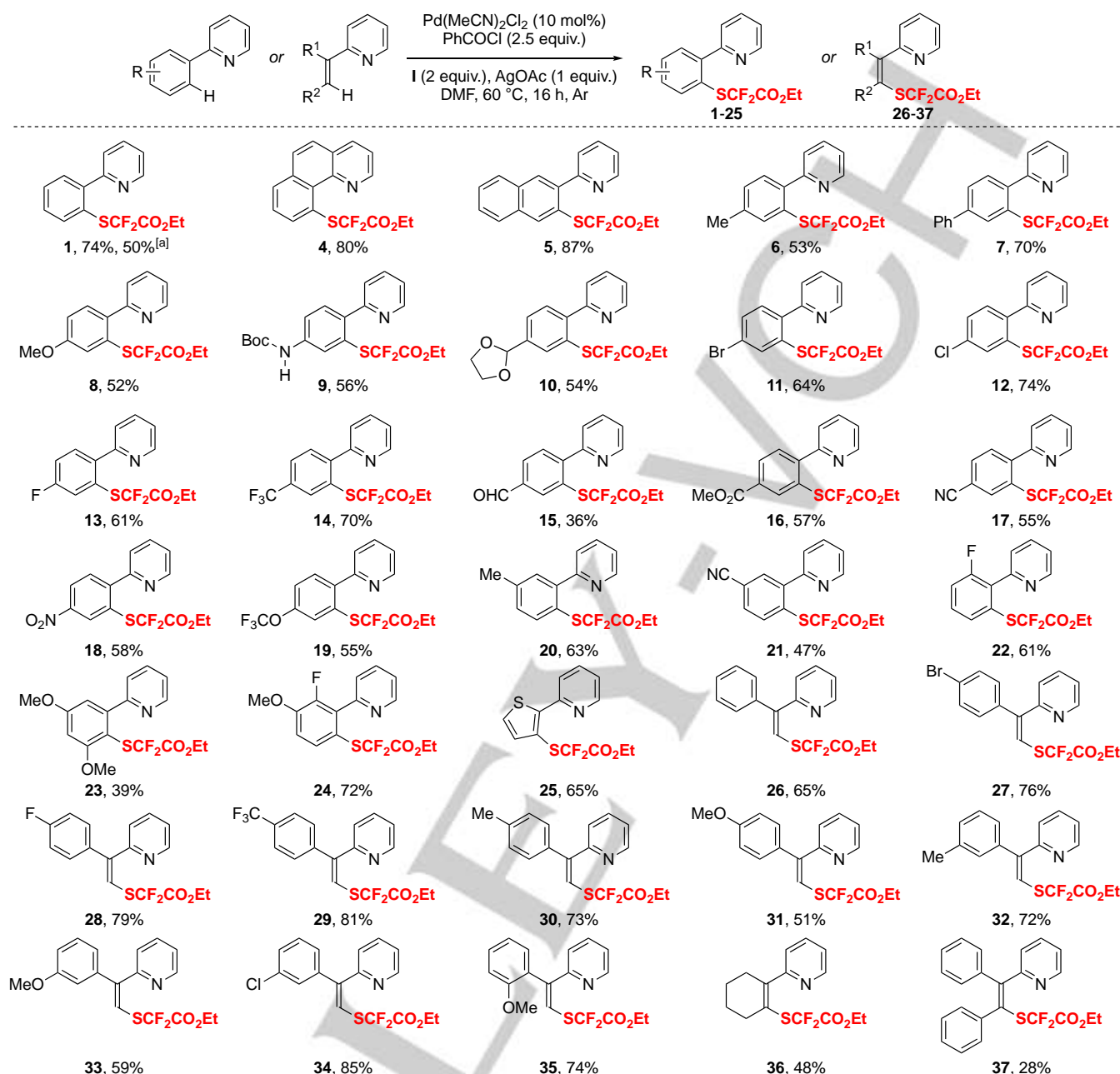
Results and Discussion

At the outset of the study, we chose the reagent **I**, previously reported by our group,^[12] as the electrophilic source of the SCF₂CO₂Et residue, in combination with a Pd(II) catalyst. After an extensive set of optimization reactions, we found that pyridine was the most efficient directing group in this transformation (Scheme 2A).^[13] Indeed, the corresponding product **1** was isolated in 74% yield, using 10 mol% of Pd(MeCN)₂Cl₂, one equivalent of AgOAc as an additive in DMF under mild reaction conditions (60 °C) for 16 h (Scheme 2A, entry 1). Importantly, the addition of 2.5 equivalents of PhCOCl as an additive to activate the reagent **I**, as disclosed by Liu, was crucial to ensure the reaction (Scheme 2A, entry 2).^[8b] It is worth mentioning that Pd(MeCN)₂Cl₂ was the most efficient catalyst (Scheme 2A, entry 3). Lower reaction temperature was detrimental to the reaction, while the use of higher reaction temperature did not improve the reaction efficiency (Scheme 2A, entries 4 and 5). The nature of the solvent was important and DMF remained the most efficient one (Scheme 2A, entry 6). Finally, a decrease in catalyst loading or the amount of the reagent **I** provided **1** in lower yields (entries 7 and 8). Note that among the other tested directing groups,^[13] two *N*-heterocycles were suitable as the directing group, although the yields were lower (Scheme 2B). To highlight the versatility and the reproducibility of our reaction conditions, the sensitivity assessment with regard to the reaction parameters was achieved.^[14] This transformation was insensitive to an increase of the reaction temperature, the scale of the reaction, the presence of oxygen and the concentration. However, the yields dropped significantly when the reaction was carried out at low temperature or in the presence of H₂O.

Then, having delineated the optimal reaction conditions, the scope of this methodology for the introduction of the SCF₂CO₂Et residue by C–H bond activation was evaluated (Scheme 3). First, we successfully scaled up the reaction to a 3 mmol scale, and **1** was isolated in 50% yield. Pleasingly, the reaction was extended

to the functionalization of the benzo[*h*]quinoline, giving the corresponding SCF₂CO₂Et-containing molecule **4** in 80% yield. The replacement of the phenyl ring by a naphthyl ring did not affect the reaction outcome, since the 2-(2-naphthyl)-pyridine was successfully functionalized in 87% yield with a complete selectivity for the C–3 position of the naphthalene residue. The introduction of an electron-donating substituent at the *para*-position of the phenyl residue was well-tolerated. Indeed, methyl, phenyl, methoxy, a *N*-Boc-protected amine as well as an acetal group were compatible, affording the desired products **6–10** in good to high yields. Halogen atoms (bromide, chloride and fluoride) were not altered during the reaction, offering possibilities for further orthogonal C–C or C–N bond formation, for instance. The introduction of electron-withdrawing groups, like trifluoromethyl, aldehyde, ester, cyano, as well as a nitro group did not affect the efficiency of the reaction and the desired SCF₂CO₂Et-containing products **14–18** were obtained in moderate to good yields (36% to 70%). Interestingly, the SCF₂CO₂Et product **19**, bearing a OCF₃ substituent, an important motif in drug discovery programs,^[15] was isolated in 55% yield. Then, we evaluated the effect of the substitution pattern on the outcome of the reaction. The introduction of a methyl or a cyano substituent at the *meta* position of the phenyl ring did not impact the reaction and the products **20** and **21** were isolated in 63% and 47% yields, respectively. Then, the 2-(2-fluorophenyl)-pyridine was functionalized in 61% yield into the product **22**. Moreover, polysubstituted 2-phenyl pyridines **23** and **24** were readily obtained in 39% and 72% yields, respectively. Finally, the thiophene derivative **25** was obtained in 65% yield, showcasing the possibility to functionalize a heteroaromatic derivative. Then, to further broaden the versatility of our method, we conjectured that our reaction manifold could be extended to the functionalization of 2-vinyl pyridine derivatives. Indeed, such pyridine derivatives highlight a similar reactivity as the aryl-substituted congeners.^[16] Moreover, such appealing extension would offer a privileged access to di-, tri- and tetra-substituted SCF₂CO₂Et-containing alkenes in a stereoselective fashion.

RESEARCH ARTICLE



Scheme 3. Evaluation of the scope of the transformation. Reactions were carried out on a 0.3 mmol scale, isolated yields were given. [a] Reaction was carried out on a 3 mmol scale.

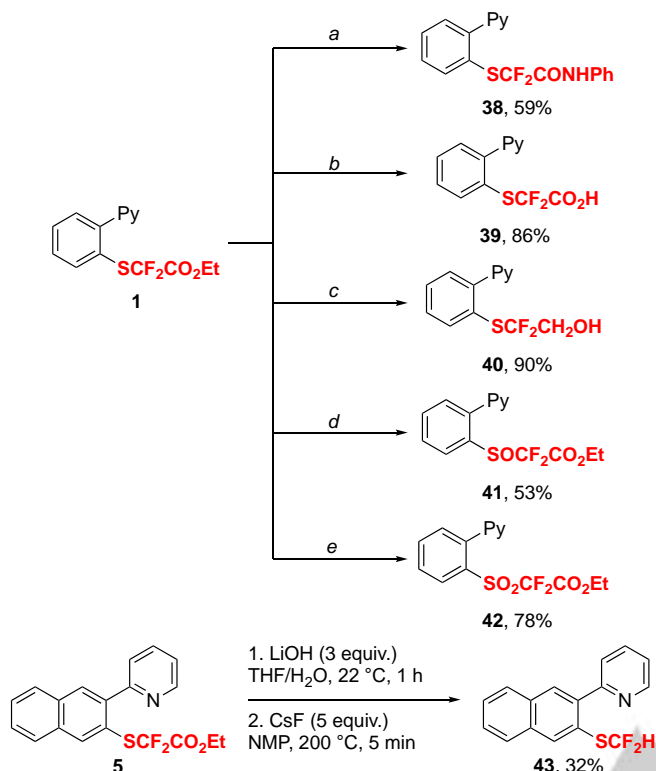
To our delight, our reaction conditions allowed the straightforward introduction of the SCF₂CO₂Et motif on the 2-(α -phenyl-vinyl)-pyridine and the alkene **26** was isolated in a 65% yield as a single diastereoisomer *Z*, according to 2D NMR analysis.^[13] Then, we extended this process to the functionalization of other 2-aryl-vinylpyridine derivatives. The presence of halogen atoms (*i.e.* bromide and fluoride) as well as a trifluoromethyl group at the *para* position of the phenyl ring was compatible, giving the products **27-29** in very good yields. Likewise, the substrates having an electron-donating group at the *para* position (**30-31**) were smoothly functionalized. The substitution pattern on the aromatic ring did not affect the reaction efficiency, SCF₂CO₂Et-containing

derivatives having a *meta* and even *ortho*-substituent on the aryl residue were isolated in good to excellent yields (**32-35**, 59% to 85% yield).

Finally, the reaction conditions were suitable for the stereoselective synthesis of the tetra-substituted olefins **36** and **37** in 48% and 28% yields, respectively. Then, to highlight the synthetic interest of the products and the versatility of the SCF₂CO₂Et residue, some key transformations were carried out (Scheme 4). First, the ester residue was readily converted into the corresponding amide **38** in 59% yield, likewise the formation of the acid **39** was performed in an excellent 86% yield. Then, the

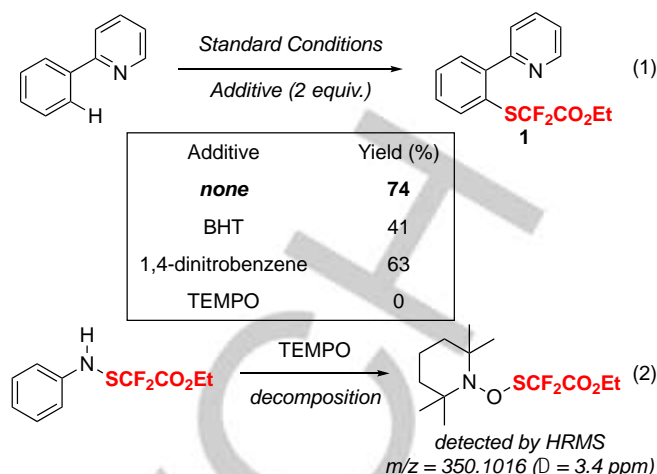
RESEARCH ARTICLE

synthetically useful alcohol **40** was obtained in 90% yield upon the reduction of **1** with LiAlH_4 .



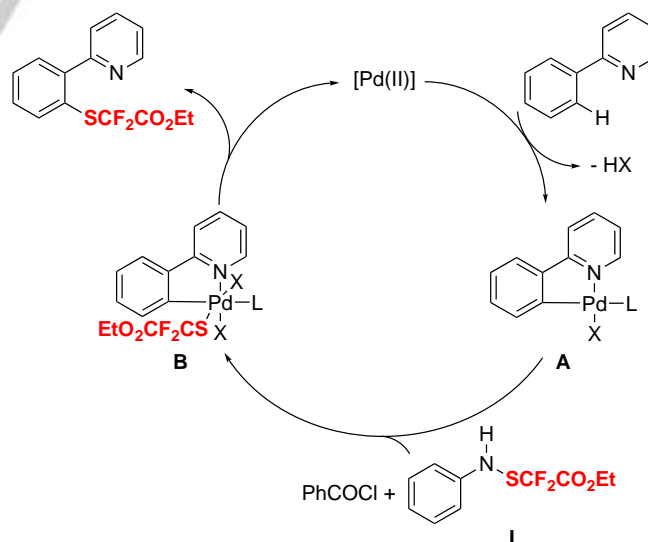
Finally, we have been able to selectively convert the $\text{SCF}_2\text{CO}_2\text{Et}$ group into the corresponding sulfoxide **41** in 53% yield using $m\text{-CPBA}$, while the use of H_5IO_6 in the presence of a catalytic amount of $\text{K}_2\text{Cr}_2\text{O}_7$ allowed the formation of the corresponding sulfone **42** in 78% yield. These last transformations offered an unprecedented access to novel fluorinated motifs. Finally, we showcased the conversion of the $\text{SCF}_2\text{CO}_2\text{Et}$ group into the important SCF_2H motif (product **43**), according to a saponification/decarboxylation sequence in an overall yield of 32%.

Then, to gain insights into the reaction mechanism, control experiments were carried out (Scheme 5).



To preclude a radical pathway, the addition of various additives as radical scavengers or inhibitors was performed (Scheme 5, eq. 1). In the presence of BHT (butylhydroxytoluene) or 1,4-dinitrobenzene, the reactions proceeded, albeit with a slight decrease of the reaction yield. In the presence of TEMPO (2,2,6,6-tetramethylpiperidin-1-yl)oxyl, the reaction was shut down and no product was observed. A complementary experiment (Scheme 5, eq. 2) showcased that the reagent **I** decomposed in the presence of TEMPO, thus explaining the inhibition of the reaction in the presence of TEMPO. Indeed, the TEMPO- $\text{SCF}_2\text{CO}_2\text{Et}$ adduct was detected by HRMS analysis of the crude reaction mixture. Hence, with these data in hand, a free radical pathway might be excluded.

Therefore, according to our observations and along with the literature reports,^[17] we suggested the following plausible mechanism for this transformation (Scheme 6).



First, the $[\text{Pd}(\text{II})]$ catalyst would react with the 2-phenylpyridine derivative to form the palladacycle **A**. A subsequent oxidative

RESEARCH ARTICLE

addition with the reagent **I**, activated with PhCOCl ,^[8a] would provide the high valent Pd(IV) species **B**, which upon reductive elimination would afford the desired product and regenerate the [Pd(II)] catalyst.

Conclusion

In summary, we disclosed the unprecedented direct $\text{C}(\text{sp}^2)$ – $\text{SCF}_2\text{CO}_2\text{Et}$ bond formation by transition metal catalyzed C–H bond activation under mild reaction conditions. This novel transformation allowed the successful synthesis of a large panel of aromatic and olefinic derivatives bearing this emergent fluorinated motif. The versatility of the products was demonstrated through post-functionalization reactions. Finally, a plausible mechanism for this transformation was suggested. We believe that this study will open new perspectives to access unprecedented fluorinated molecules by building up C– SCF_2FG (FG = functional group) bond by C–H bond activation, which were so far restricted to the introduction of the SCF_3 and SCF_2H groups.

Acknowledgements

This work has been partially supported by University of Rouen Normandy, INSA Rouen Normandy, the Centre National de la Recherche Scientifique (CNRS), European Regional Development Fund (ERDF), Labex SynOrg (ANR-11-LABX-0029), Carnot Institute I2C, the graduate school for research XL-Chem (ANR-18-EURE-0020 XL CHEM), and Region Normandie. J.E., F.P.-C. and T.B. thank the European Research Council (ERC) under the European Union's Horizon 2020 research and innovation program (grant agreement no. 758710). F.P.-C. thanks the Region Normandy for a doctoral fellowship (RIN 50% program). F.D. thanks Labex SynOrg (ANR-11-LABX-0029) and the Region Normandy (RIN 50% program) for a doctoral fellowship. H.-Y.X. thanks the CSC (China Scholarship Council) for a doctoral fellowship. T.P. thanks the Institut Universitaire de France (IUF) for support.

Keywords Organofluorine chemistry • synthetic method • palladium • C–H activation • emerging fluorinated group

- [1] a) P. Kirsch in *Modern Fluoroorganic Chemistry: Synthesis, Reactivity, Applications*, 2nd, Completely Revised and Enlarged Edition, Wiley-VCH: Weinheim, Germany, **2013**; b) J.-P. Bégué, D. Bonnet-Delpon in *Bioorganic and Medicinal Chemistry of Fluorine*, John Wiley & Sons: Hoboken, NJ, **2008**; c) *Handbook of Fluoropolymer Science and Technology*, (eds.: D. W. Smith, S. T. Iacono, S. S. Iyer), John Wiley & Sons: Hoboken, NJ, **2014**; d) J. Wang, M. Sanchez-Rosello, J. L. Acena, C. del Pozo, A. E. Sorochinsky, S. Fustero, V. A. Soloshonok, H. Liu, *Chem. Rev.* **2014**, *114*, 2432–2506; e) *Fluorine in Life Sciences: Pharmaceuticals, Medicinal Diagnostics, and Agrochemicals, Progress in Fluorine Science Series*, 1st ed., (eds.: G. Haufe, F. Leroux), Elsevier, Academic Press, **2018**; f) S. Purser, P. R. Moore, S. Swallow, V. Gouverneur, *Chem. Soc. Rev.* **2008**, *37*, 320–330; g) E. P. Gillis, K. J. Eastman, M. D. Hill, D. J. Donnelly, N. A. Meanwell, *J. Med. Chem.* **2015**, *58*, 8315–8359; h) E. A. Ilardi, E. Vitaku, J. T. Njardarson, *J. Med. Chem.* **2014**, *57*, 2832–2842; i) M. Inoue, Y. Sumii, N. Shibata, *ACS Omega* **2020**, *5*, 10633–10640.
- [2] a) T. Liang, C. N. Neumann, T. Ritter, *Angew. Chem. Int. Ed.* **2013**, *52*, 8214–8264; *Angew. Chem.* **2013**, *125*, 8372–8423; b) T. Besset, T. Poisson, X. Pannecoucke, *Chem. Eur. J.* **2014**, *20*, 16830–16845; c) C. Ni, J. Hu, *Chem. Soc. Rev.* **2016**, *45*, 5441–5454; d) G. Landelle, A. Panossian, F. R. Leroux, *Curr. Top. Med. Chem.* **2014**, *14*, 941–951; e) P. A. Champagne, J. Desroches, J.-D. Hamel, M. Vandamme, J.-F. Paquin, *Chem. Rev.* **2015**, *115*, 9073–9174; f) E. Merino, C. Nevado, *Chem. Soc. Rev.* **2014**, *43*, 6598–6608; g) H. Egami, M. Sodeoka, *Angew. Chem. Int. Ed.* **2014**, *53*, 8294–8308; *Angew. Chem.* **2014**, *126*, 8434–8449; h) H.-X. Song, Q.-Y. Han, C.-L. Zhao, C.-P. Zhang, *Green Chem.* **2018**, *20*, 1662–1731; i) Y. Pan, *ACS Med. Chem. Lett.* **2019**, *10*, 1016–1019; j) L. Ruyet, T. Besset, *Beilstein J. Org. Chem.* **2020**, *16*, 1051–1065.
- [3] a) H.-Y. Xiong, X. Pannecoucke, T. Besset, *Chem. Eur. J.* **2016**, *22*, 16734–16749; b) X. Pannecoucke, T. Besset, *Org. Biomol. Chem.* **2019**, *17*, 1683–1693; c) X. Xiao, Z.-T. Zheng, T. Li, J.-L. Zheng, T. Tao, L.-M. Chen, J.-Y. Gu, X. Yao, J.-H. Lin, J.-C. Xiao, *Synthesis* **2019**, *52*, 197–207; d) T. Besset, T. Poisson, in *Emerging Fluorinated Motifs: Synthesis, Properties and Applications* (Eds: D. Cahard, J.-A. Ma), Wiley-VCH, Weinheim, Germany **1996**, Ch. 16; for selected examples, see: e) H.-Y. Xiong, A. Bayle, X. Pannecoucke, T. Besset, *Angew. Chem. Int. Ed.* **2016**, *55*, 13490–13494; f) F. Shen, P. Zhang, L. Lu, Q. Shen, *Org. Lett.* **2017**, *19*, 1032–1035; g) E. Ismalaj, Q. Glenadel, T. Billard, *Eur. J. Org. Chem.* **2017**, 1911–1914; h) J. Wang, H.-Y. Xiong, E. Petit, L. Bailly, X. Pannecoucke, T. Poisson, T. Besset, *Chem. Commun.* **2019**, *55*, 8784–8787; i) F. Petit-Cancelier, B. François, X. Pannecoucke, S. Couve-Bonnaire, T. Besset, *Adv. Synth. Catal.* **2020**, *362*, 760–764.
- [4] For selected reviews, see: a) R. Giri, B.-F. Shi, K. M. Engle, N. Maugel, J.-Q. Yu, *Chem. Soc. Rev.* **2009**, *38*, 3242–3272; b) T. W. Lyons, M. S. Sanford, *Chem. Rev.* **2010**, *110*, 1147–1169; c) R. Jazzar, J. Hitce, A. Renaudat, J. Sofack-Kreutzer, O. Baudoin, *Chem. Eur. J.* **2010**, *16*, 2654–2672; d) H. Li, B. J. Li, Z.-J. Shi, *Catal. Sci. Technol.* **2011**, *1*, 191–206; e) L. Ackermann, *Chem. Rev.* **2011**, *111*, 1315–1345; f) G. Pototschnig, N. Maulide, M. Schnürch, *Chem. Eur. J.* **2017**, *23*, 9206–9232; g) Z. Dong, Z. Ren, S. J. Thompson, Y. Xu, G. Dong, *Chem. Rev.* **2017**, *117*, 9333–9403; h) K. Wang, F. Hu, Y. Zhang, J. Wang, *Sci. China Chem.* **2015**, *58*, 1252–1265; i) J. Zhang, X. Lu, C. Shen, L. Xu, L. Ding, G. Zhong, *Chem. Soc. Rev.* **2021**, *50*, 3263–3314; j) S. I. Kozhushkov, H. K. Potukuchi, L. Ackermann, *Catal. Sci. Technol.* **2013**, *3*, 562–571; k) U. Dutta, S. Maiti, T. Bhattacharya, D. Maiti, *Science* **2021**, *372*, eabd5992; l) N. Y. S. Lam, K. Wu, J. Yu, *Angew. Chem., Int. Ed.* **2021**, *60*, 15767–15790.
- [5] Pd-catalyzed C-chalcogen bond formation (C–S, C–Se) by C–H bond activation, chapter 17” written by M. Vuagnat, P. Jubault and T. Besset, in the book “Handbook of CH-Functionalization (CHF)” Edition Wiley, Editors: D. Maiti.
- [6] For selected examples, see: a) H.-Y. Xiong, T. Besset, D. Cahard, X. Pannecoucke, *J. Org. Chem.* **2015**, *80*, 4204–4212; b) Q. Zhao, T. Poisson, X. Pannecoucke, J.-P. Bouillon, T. Besset, *Org. Lett.* **2017**, *19*, 5106–5109; c) Q. Zhao, M.-Y. Chen, T. Poisson, X. Pannecoucke, J.-P. Bouillon, T. Besset, *Eur. J. Org. Chem.* **2018**, 6167–6175; d) M. Gao, M.-Y. Chen, X. Pannecoucke, P. Jubault, T. Besset, *Chem. Eur. J.* **2020**, *26*, 15497–15500; e) M.-Y. Chen, X. Pannecoucke, P. Jubault, T. Besset, *J. Org. Chem.* **2019**, *84*, 13194–13202.
- [7] L. D. Tran, I. Popov, O. Daugulis, *J. Am. Chem. Soc.* **2012**, *134*, 18237–18240.
- [8] a) C. Xu, Q. Shen, *Org. Lett.* **2014**, *16*, 2046–2049; b) Xu, J.; Chen, P.; Ye, J.; Liu, G. *Acta Chim. Sinica*, **2015**, *73*, 1294–1297; c) A. Kesavan, M. Chaitanya, P. Anbarasan, *Eur. J. Org. Chem.* **2018**, 3276–3279.
- [9] Q. Wang, F. Xie, X. Li, *J. Org. Chem.* **2015**, *80*, 8361–8366.
- [10] a) X.-G. Liu, Q. Li, H. Wang, *Adv. Synth. Catal.* **2017**, *359*, 1942–1946; b) M. Yoshida, K. Kawai, R. Tanaka, T. Yoshino, S. Matsunaga, *Chem. Commun.* **2017**, *53*, 5974–5977.
- [11] T. Xiang, Y. Liu, Q. Xu, K. He, F. Pan, *J. Org. Chem.* **2022**, *87*, 3135–3144.
- [12] F. Petit-Cancelier, S. Couve-Bonnaire, T. Besset, *Tetrahedron* **2021**, *98*, 132446.
- [13] See supporting information for details.
- [14] L. Pitzer, F. Schäfers, F. Glorius, *Angew. Chem. Int. Ed.* **2019**, *58*, 8572–8576; *Angew. Chem.* **2019**, *131*, 8660–8664.

RESEARCH ARTICLE

- [15] a) A. Tlili, F. Toulgoat, T. Billard, *Angew. Chem. Int. Ed.* **2016**, *55*, 11726–11735; *Angew. Chem.* **2016**, *128*, 11900–11909; b) T. Besset, P. Jubault, X. Pannecoucke, T. Poisson, *Org. Chem. Front.* **2016**, *3*, 1004–1010.
- [16] For selected examples, see: a) D. Zhao, J. H. Kim, L. Stegemann, C. A. Strassert, F. Glorius, *Angew. Chem. Int. Ed.* **2015**, *54*, 4508–4511; *Angew. Chem.* **2015**, *127*, 4591–4594; b) S. Prakash, K. Muralirajan, C.-H. Cheng, *Angew. Chem. Int. Ed.* **2016**, *55*, 1844–1848; *Angew. Chem.* **2016**, *128*, 1876–1880; c) Y. Liang, Y.-F. Liang, C. Tang, Y. Yuan, N. Jiao, *Chem. Eur. J.* **2015**, *21*, 16395–16399; d) D.-G. Yu, T. Gensch, F. de Azambuja, S. Vásquez-Céspedes, F. Glorius, *J. Am. Chem. Soc.* **2014**, *136*, 17722–17725; e) Y.-H. Xu, M. Wang, P. Lu, T.-P. Loh, *Tetrahedron* **2013**, *69*, 4403–4407.
- [17] W. Yin, Z. Wang, Y. Huang, *Adv. Synth. Catal.* **2014**, *356*, 2998–3006.

RESEARCH ARTICLE

Entry for the Table of Contents



Original C(sp²)-SCF₂CO₂Et bond formation

- ✓ Regioselective transformation
- ✓ Highly efficient and robust reaction
- ✓ Mild reaction conditions

The unprecedented construction of a C(sp²)-SCF₂CO₂Et bond was successfully achieved by Pd-catalyzed C-H bond activation. This robust protocol allowed the functionalization of a broad panel of aromatic and olefinic derivatives (37 examples, up to 87% yield), a real advance as existing routes were restricted to the SCF₃ and SCF₂H residues. Post-functionalization reactions further illustrated the synthetic value of this fluorinated motif.

Institute and/or researcher Twitter usernames: @BessetTatiana