



HAL
open science

LFP battery aging behavior: diagnosis of cell materials for second life applications

William Wheeler, Ali Sari, Pascal Venet, Yann Bultel, Elie Riviere

► **To cite this version:**

William Wheeler, Ali Sari, Pascal Venet, Yann Bultel, Elie Riviere. LFP battery aging behavior: diagnosis of cell materials for second life applications. 21st International Meeting Lithium Batteries (IMLB2022), Jun 2022, Sydney, Australia. . hal-03725345

HAL Id: hal-03725345

<https://hal.science/hal-03725345>

Submitted on 22 Jul 2022

HAL is a multi-disciplinary open access archive for the deposit and dissemination of scientific research documents, whether they are published or not. The documents may come from teaching and research institutions in France or abroad, or from public or private research centers.

L'archive ouverte pluridisciplinaire **HAL**, est destinée au dépôt et à la diffusion de documents scientifiques de niveau recherche, publiés ou non, émanant des établissements d'enseignement et de recherche français ou étrangers, des laboratoires publics ou privés.

LFP battery aging behavior: diagnosis of cell materials for second life applications

William Wheeler^{1,2,3}, Ali Sari¹, Pascal Venet¹, Yann Bultel², Elie Riviere³

¹Univ Lyon, Université Claude Bernard Lyon 1, INSA Lyon, Ecole Centrale de Lyon, CNRS, Ampère, UMR5005, 69622 Villeurbanne, France

²Univ. Grenoble Alpes, Univ. Savoie Mont Blanc, CNRS, Grenoble INP, LEPMI, F-38000 Grenoble, France

³EVE System, 69440 Taluyers, France

Corresponding author: william.wheeler@univ-lyon1.fr

1. INTRODUCTION

- ✓ The battery sorting process is essential in achieving & ensuring reliability of batteries in **2nd life**
- ✓ Batteries from **electric vehicles** : different ageing due to design, use and environment
- ✓ 2nd life batteries must be **guaranteed** for a specified time and use
- ✓ **Sudden shift in cell ageing** may appear: capacity loss, resistance increase [1-3]
- ✓ **Prognosis** of the remaining useful life requires a diagnosis of aging modes to understand changes [4]
- ✓ This poster proposes a method to characterize graphite / lithium iron phosphate (C/LFP) cells
- ✓ Loss of Lithium Inventory (LLI)
- ✓ Loss of Active Material at the negative electrode (LAM_{NE})

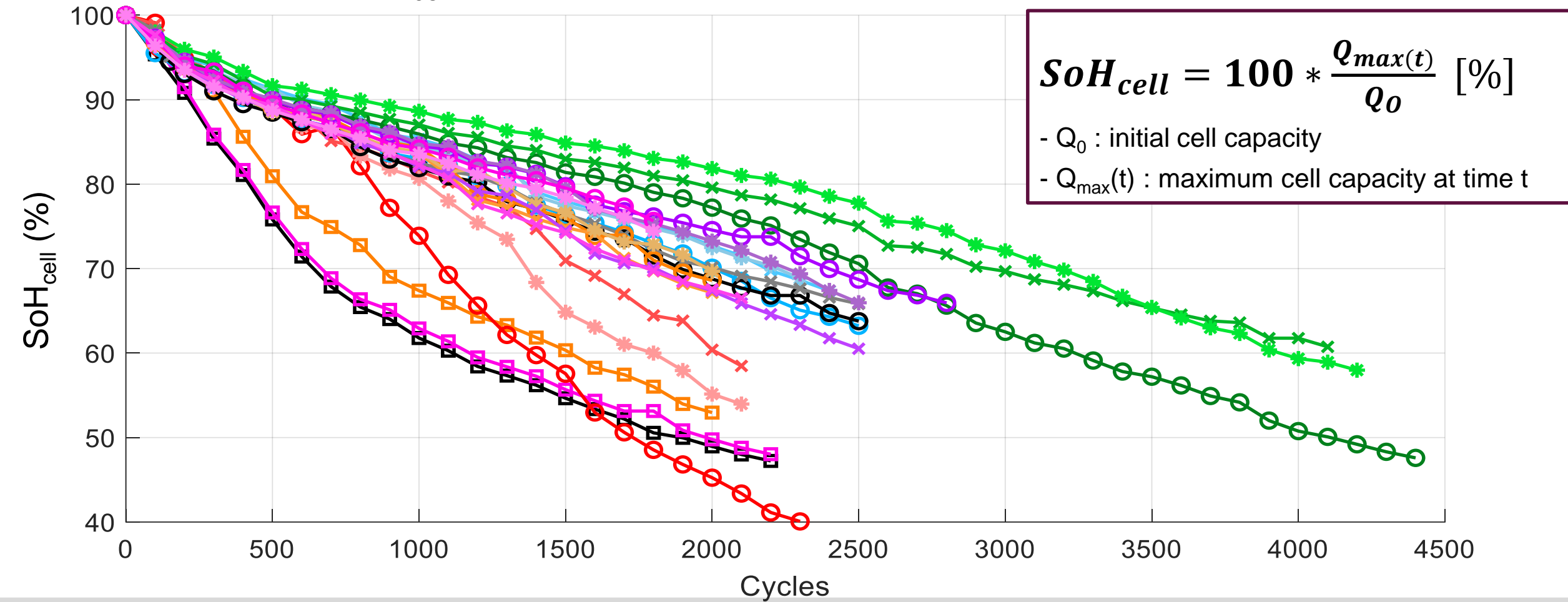
2. EXPERIMENTS

Cell reference	Charge type	Charge Cut-off voltage	Charge C-rate	Discharge type	Discharge C-rate	DoD
Prismatic cell 1 ■	CC	3.65 V	C/3	WLTP	C/3	70 %
Prismatic cell 2 ■	CC-CV	3.65 V	C/3	WLTP	C/3	70 %
Prismatic cell 3 ■	CC-CV	3.55 V	C/3	WLTP	C/3	70 %
18650 cell 4 ○, 5 ×	CC	3.65 V	C/3	WLTP	C/3	70 %
18650 cell 6 ○, 7 ×, 8 *	CC	3.65 V	C/3	WLTP	C/3	100 %
18650 cell 9 ○, 10 ×, 11 *	CC-CV	3.55 V	C/3	WLTP	C/3	70 %
18650 cell 12 ○, 13 ×, 14 *	CC-CV	3.65 V	2C	WLTP	C/3	70 %
18650 cell 15 ○, 16 ×, 17 *	CC-CV	3.55 V	2C	WLTP	C/3	70 %
18650 cell 18 ○, 19 ×, 20 *	CC-CV	3.65 V	2C	CC	2C	70 %
18650 cell 20 ○, 21 ×, 23 *	CC-CV	3.65 V	C/3	WLTP	C/3	70 %

CC: Constant Current CV: constant Voltage WLTP: Worldwide Harmonised Light Vehicles Test Procedure

3. SOH_{CELL} FOLLOW-UP

- ✓ **Cell State of Health (SoH_{cell})**
- ✓ Fast SoH_{cell} decrease for all the cells in the first hundred cycles
- ✓ Fast decrease of SoH_{cell} for cells 7,8 & 9 after 700-1000 cycles

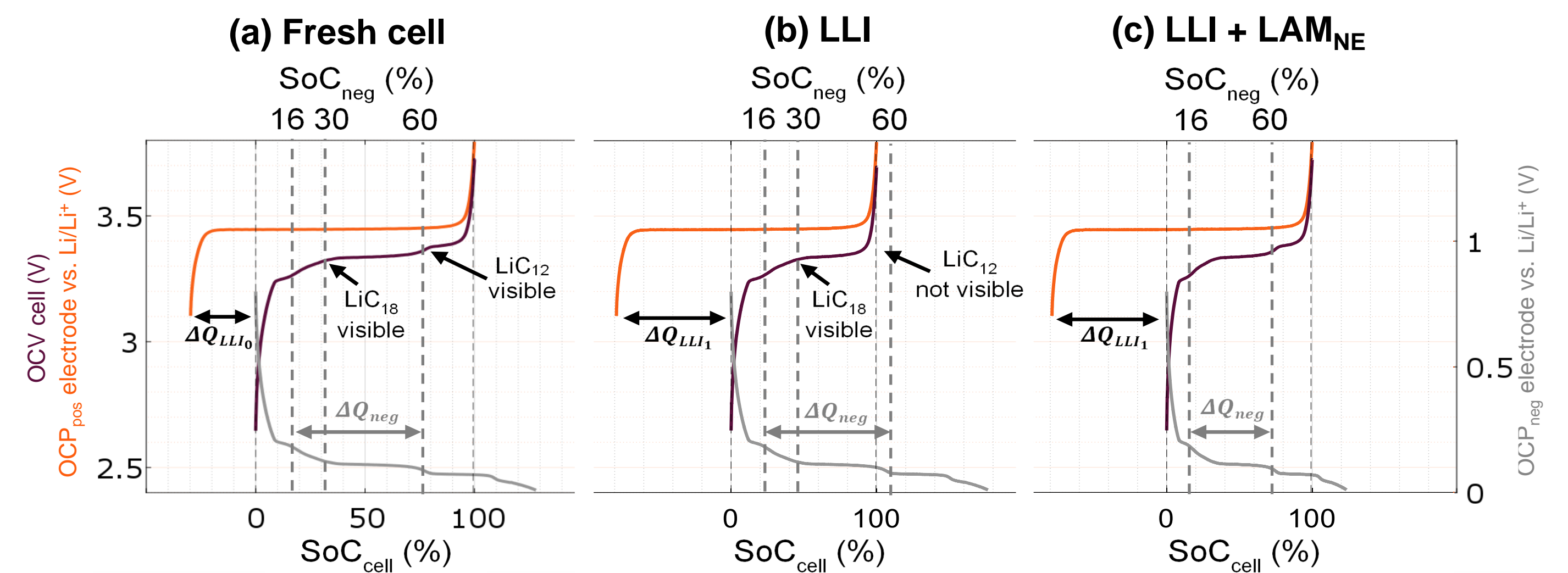
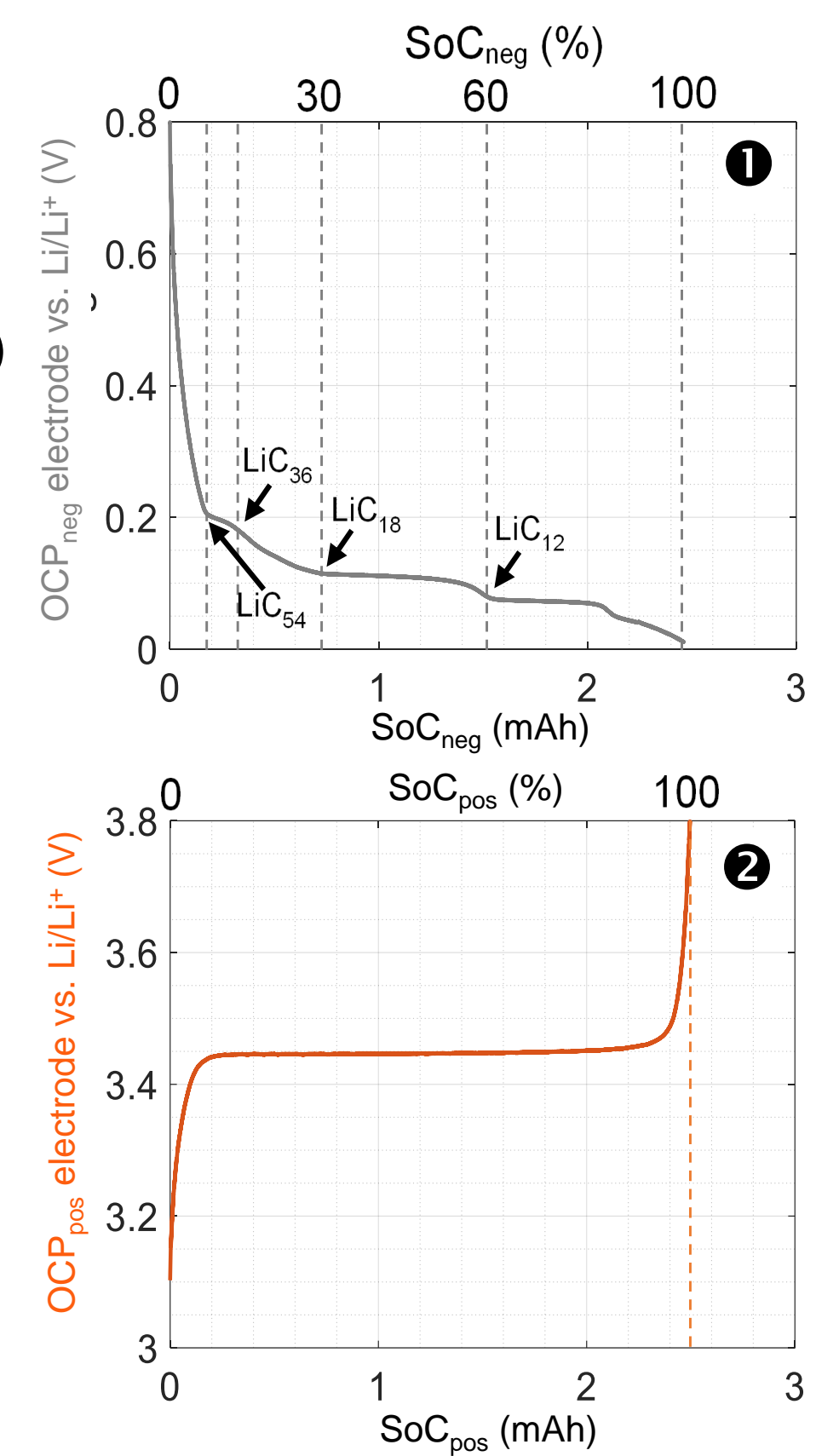


4. ELECTRODE CHARACTERISATION

- ✓ **Electrode material characterisation**
- ✓ 18650 fresh cylindrical cells (18650) dismantling in glove box
- ✓ Electrode characterisation in half cell vs. Li/Li⁺ (coin cell CR2032)
- ✓ Open Circuit Potential (OCP) of each electrode (figures 1 & 2)
- ✓ Negative electrode phase transition detection using ICA/DVA [5] (figure 1)

Phase transition	C	LiC ₅₄	LiC ₃₆	LiC ₁₈	LiC ₁₂
SoC _{neg} [%]	0	10	16	30	60

- ✓ No characteristic transition for the positive electrode
- ✓ **Cell voltage profile (OCV) reconstruction**
- ✓ Enable negative electrode phase transition detection on full-cell measurement (figure (a)) & allow SOH_{neg} estimation (section 5)
- ✓ **Possible ageing scenarios**
- ✓ LLI (Loss of Lithium Inventory) : **offset ΔQ_{LLI}** increase between electrode OCP (figures (a) & (b))
- ✓ LAM_{NE} (Loss of Active Materials at the Negative Electrode) : **shrink of negative electrode OCP** (figure (b) & (c)). Lower charge/discharge capacity between phase transitions, ΔQ_{neg} decrease
- ✓ LLI + LAM_{NE} : combination of both effects: offset increase and negative electrode shrinking.



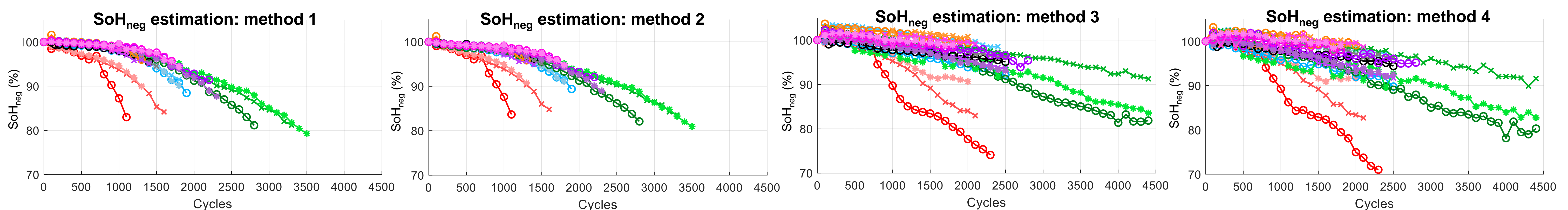
5. PROPOSED SOH_{NEG} ESTIMATION METHODS

- ✓ **SoH_{neg} negative electrode follow-up**
- ✓ Based on full-cell measurement and phase transition detection using ICA/DVA
- ✓ **SoH_{neg} negative electrode estimation**
- ✓ Step 1 : $\Delta Q_{neg} = |Q(LiC_a) - Q(LiC_b)|$ [Ah]
- ✓ Step 2 : $Q_{neg,max} = \frac{\Delta Q_{neg}}{SoC_b - SoC_a}$ [Ah]
- ✓ Step 3 : $SoH_{neg} = \frac{Q_{neg,max}}{Q_{neg,0}}$ [%]

Estimation SoH _{neg}	LiC _a	SoC _{neg a}	LiC _b	SoC _{neg b}
Method 1	C	0	LiC ₁₂	0,6
Method 2	LiC ₅₄	0,1	LiC ₁₂	0,6
Method 3	LiC ₅₄	0,1	LiC ₁₈	0,3
Method 4	LiC ₃₆	0,16	LiC ₁₈	0,3

6. SOH_{NEG} ESTIMATION RESULTS

- ✓ The results of the four SoH_{neg} estimations are presented below. Colors correspond to cells in the table in section 2 "experiments".



- ✓ **Estimations methods 1 and 2 are rendered unusable after a certain number of cycles:** between 1000 and 3500 depending on the cell
- ✓ LLI is too great → LiC₁₂ phase transition disappears in cell voltage profile (figures (a) & (b))
- ✓ **Estimations methods 3 and 4 works on all lifecycle**
- ✓ Lower accuracy due to the use of closer phase transition
- ✓ **SoH_{neg} loss accelerates during use**
- ✓ Fast SoH_{neg} decrease for cells with fast decrease of SoH_{cell} (cells 7, 8 & 9 with 100% DoD, in red)

7. CONCLUSION

- ✓ The estimation method makes it possible to differentiate:
- ✓ **Aging dynamics between cell and negative electrode**
- ✓ Aging of the negative electrode **accelerates** during use
- ✓ Correlation between cell and negative electrode for the aging acceleration
- ✓ End of the experimental tests : planned for SoH_{cell} = 30%

8. FUTUR WORK

- ✓ Link between the negative electrode aging acceleration and cell aging acceleration
- ✓ **Prognosis** of the RUL in 2nd life applications based on the diagnosis of degradation modes

ACKNOWLEDGEMENT

We acknowledge EVE SYSTEM for the funding of this research with the support of ANRT (Grant number: CIFRE 2018/1625). We thank IRN-FACES for their financial support for the 21st international Meeting on Lithium Batteries 2022 conference.

REFERENCES

- [1] S.F. Schuster, T. Bach, E. Fleder, J. Müller, M. Brand, G. Sextl, A. Jossen, Nonlinear aging characteristics of lithium-ion cells under different operational conditions, *J. Energy Storage*, 1 (2015) 44–53. doi:10.1016/j.est.2015.05.003.
- [2] M. Klett, R. Eriksson, J. Groot, P. Svens, K. Ciosek Högström, R.W. Lindström, H. Berg, T. Gustafson, G. Lindbergh, K. Edström, Non-uniform aging of cycled commercial LiFePO₄/graphite cylindrical cells revealed by post-mortem analysis, *J. Power Sources*, 257 (2014) 126–137. doi:10.1016/j.jpowsour.2014.01.105.
- [3] M. Safari, C. Delacourt, Aging of a Commercial Graphite/LiFePO₄ Cell, *J. Electrochem. Soc.* 158 (2011) A1123. doi:10.1149/1.3614529.
- [4] M. Dubarry, C. Truchot, B.Y. Liaw, Synthesize battery degradation modes via a diagnostic and prognostic model, *J. Power Sources*, 219 (2012) 204–216.
- [5] L. Zheng, J. Zhu, D.D.C. Lu, G. Wang, T. He, Incremental capacity analysis and differential voltage analysis based state of charge and capacity estimation for lithium-ion batteries, *Energy*, 150 (2018) 759–769. doi:10.1016/j.energy.2018.03.023.



Laboratoire Ampère
CNRS UMR 5005
36 Avenue Guy de
Collongue, 69134
Ecully Cedex
www.ampere-lab.fr



LEPMI
CNRS UMR 5279
1130 Rue de la Piscine
BP75 F-38402 St-Martin
d'Hères Cedex
lepmi.grenoble-inp.fr



Ecole Centrale de Lyon
Bâtiment H9
36 Avenue Guy de Collongue
69134 – Ecully Cedex



INSA de Lyon
Bâtiment Léonard de Vinci – 3^{ème} étage
21 Avenue Jean Capelle
Bâtiment Saint-Exupéry – 1^{er} étage
25 Avenue Jean Capelle
69621 – Villeurbanne Cedex



Université Claude Bernard
Bâtiment Oméga – 3^{ème} étage
43 Boulevard du 11 Novembre
69622 – Villeurbanne Cedex



EVE System
Parc de la Ronze
56 chemin des Erables
69440 Taluyers, France
www.eve-system.fr



IRN-FACES
International Research
Network - French-Australian
research network on
Conversion and Energy
Storage for stand-alone &
maritime applications
faces-irn.cnrs.fr