



**HAL**  
open science

# Boundary Integral Equation Methods for Optical Cloaking Models

Camille Carvalho, Elsie A Cortes, Chrysoula Tsogka

► **To cite this version:**

Camille Carvalho, Elsie A Cortes, Chrysoula Tsogka. Boundary Integral Equation Methods for Optical Cloaking Models. WAVES 2022, Jul 2022, Palaiseau, France. hal-03722966

**HAL Id: hal-03722966**

**<https://hal.science/hal-03722966>**

Submitted on 13 Jul 2022

**HAL** is a multi-disciplinary open access archive for the deposit and dissemination of scientific research documents, whether they are published or not. The documents may come from teaching and research institutions in France or abroad, or from public or private research centers.

L'archive ouverte pluridisciplinaire **HAL**, est destinée au dépôt et à la diffusion de documents scientifiques de niveau recherche, publiés ou non, émanant des établissements d'enseignement et de recherche français ou étrangers, des laboratoires publics ou privés.

## Boundary Integral Equation Methods for Optical Cloaking Models

Camille Carvalho<sup>2,1</sup>, Elsie A. Cortes<sup>2,\*</sup>, Chrysoula Tsogka<sup>2</sup>

<sup>1</sup>Univ Lyon, INSA Lyon, UJM, UCBL, ECL, CNRS UMR 5208, ICJ, F-69621, France

<sup>2</sup>Department of Applied Mathematics, UC Merced, Merced, United States of America

\*Email: ecortes7@ucmerced.edu

### 1 Abstract

Optical cloaking refers to making an object invisible by preventing the light scattering in some directions as it hits the object. There is interest in cloaking devices in radar and other applications. Developing a model to accurately capture cloaking comes with numerical challenges, however. We must determine how light propagates through a medium composed by multiple, thin layers of materials with different electromagnetic properties. In this paper we consider a multi-layered scalar transmission problem in 2D and use boundary integral equation methods to compute the field. The Kress product quadrature rule [2] is used to approximate singular integrals evaluated on boundaries, the Boundary Regularized Integral Equation Formulation (BRIEF) method [1] with Periodic Trapezoid Rule (PTR) is employed to treat nearly singular ones (off boundaries) appearing in the representation formula. Numerical results illustrate the efficiency of this approach, which may be applied to  $N$  arbitrary smooth layers.

**Keywords:** boundary integral methods, close evaluation, multi-layered media

### 2 Problem Setting

The light scattering by a plane wave  $u^{in} = e^{ik_0 \vec{\alpha} \cdot \vec{x}}$ , with wavenumber  $k_0 > 0$  and angle  $\alpha \in [0, 2\pi]$  on  $N$  concentric smooth layers ( $N \in \mathbb{N}^*$ ) in two dimensions can be written as a multi-layered scalar transmission problem:  $\Delta u_j + k_j^2 u_j = 0$  in  $\mathring{L}_j := L_j \setminus \{\Gamma_{j-1} \cup \Gamma_j\}$ ,  $u_{j+1} = u_j$  on  $\Gamma_j$ ,  $\partial_{n_j} u_{j+1} = \frac{\varepsilon_{j+1}}{\varepsilon_j} \partial_{n_j} u_j$  on  $\Gamma_j$ , where  $u_j$  is the total field solution in the  $j$ th layer  $L_j$  and  $n_j$  is the outward unit normal on the boundary  $\Gamma_j$  (see Fig.1). Each layer is characterized by a permittivity  $\varepsilon_j$ , and wavenumber  $k_j$ . Note that the Sommerfeld radiation condition needs to be satisfied at infinity (in  $L_0$ ).

### 3 Boundary Integral Equation System

Using the representation formula [1] and the transmission conditions, we represent the solu-

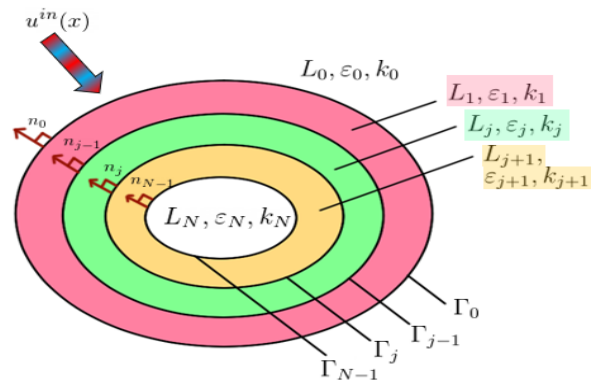


Figure 1: Sketch and notations for the problem.

tion in layers  $L_j$ ,  $j \in \llbracket 1, N-1 \rrbracket$  as:

$$u_j = -D_{j-1,j}[u_{j-1}] + \frac{\varepsilon_j}{\varepsilon_{j-1}} S_{j-1,j}[\partial_{n_{j-1}} u_{j-1}] + D_{j,j}[u_j] - S_{j,j}[\partial_{n_j} u_j] \quad \text{in } \mathring{L}_j, \quad (1)$$

Above,  $D_{i,j}$ ,  $S_{i,j}$  represent the double-layer potential and single-layer potential, respectively, defined on  $\Gamma_i$  for  $i = j-1, j$ , evaluated in  $L_j$ :

$$D_{i,j}[u_j](x) = \int_{\Gamma_i} \frac{\partial \Phi_j}{\partial n_i}(x, y) u_j(y) d\sigma_y, \quad x \in \mathring{L}_j$$

$$S_{i,j}[\partial_{n_i} u_j](x) = \int_{\Gamma_i} \Phi_j(x, y) \partial_{n_i} u_j(y) d\sigma_y, \quad x \in \mathring{L}_j$$

with the fundamental solution to the Helmholtz equation  $\Phi_j(x, y) := \frac{i}{4} H_0^{(1)}(k_j |x - y|)$  with  $H_0^1$  denoting the Hankel function of first kind. We also write  $u_0 = u^{in} + D_{00}[u_0] - S_{00}[\partial_{n_0} u_0]$  and  $u_N = -D_{N-1,N}[u_{N-1}] + \frac{\varepsilon_N}{\varepsilon_{N-1}} S_{N-1,N}[\partial_{n_{N-1}} u_{N-1}]$ . As long as one knows the traces and normal traces ( $u_j(y)$ ,  $\partial_{n_j} u_j(y)$ ) for  $y \in \Gamma_j$ , then one can evaluate the solution of the problem everywhere. To that aim, we solve the boundary integral equation (BIE) system shown below (obtained by evaluating the above representations on the boundaries and using known layer potential properties) [2].

### 4 Near-Boundary Evaluation with BRIEF

To treat singularities in the BIE system, we use the Kress product quadrature rule [2]. Using the BRIEF method with the PTR, we also treat

$$\begin{pmatrix}
 \frac{I}{2} - D_{00} & S_{00} & 0 & 0 & 0 & 0 & \cdots \\
 \frac{I}{2} + D_{01} & -\frac{\varepsilon_1}{\varepsilon_0} S_{01} & -D_{11} & S_{11} & 0 & 0 & \cdots \\
 & \ddots & \ddots & \ddots & \ddots & \ddots & \ddots \\
 D_{j-1,j} & -\frac{\varepsilon_j}{\varepsilon_{j-1}} S_{j-1,j} & \frac{I}{2} - D_{j,j} & S_{j,j} & 0 & 0 & \cdots \\
 0 & 0 & \frac{I}{2} + D_{j,j+1} & -\frac{\varepsilon_{j+1}}{\varepsilon_j} S_{j,j+1} & -D_{j+1,j+1} & S_{j+1,j+1} & \cdots \\
 \vdots & \vdots & \ddots & \ddots & \ddots & \ddots & \ddots \\
 0 & 0 & \cdots & D_{N-2,N-1} & -\frac{\varepsilon_{N-1}}{\varepsilon_{N-2}} S_{N-2,N-1} & \frac{I}{2} - D_{N-1,N-1} & S_{N-1,N-1} \\
 0 & 0 & \cdots & 0 & 0 & \frac{I}{2} + D_{N-1,N} & -\frac{\varepsilon_N}{\varepsilon_{N-1}} S_{N-1,N}
 \end{pmatrix}
 \begin{pmatrix}
 u_0 \\
 \partial_{n_0} u_0 \\
 \vdots \\
 u_j \\
 \partial_{n_j} u_j \\
 \vdots \\
 u_{N-1} \\
 \partial_{n_{N-1}} u_{N-1}
 \end{pmatrix}
 =
 \begin{pmatrix}
 u^{in} \\
 0 \\
 \vdots \\
 \vdots \\
 \vdots \\
 \vdots \\
 0
 \end{pmatrix}$$

the nearly singular integrals in (1) close to the boundaries. To use BRIEF [1], we consider auxiliary functions  $\psi_j$ ,  $j \in \llbracket 0, N-1 \rrbracket$ :

$$\psi_j(x) = u_j(x_i^b)g_j(x) + \partial_{n_i} u_j(x_i^b)f_j(x), \quad x \in L_j,$$

with  $g_j$  and  $f_j$  satisfying the associated Helmholtz equation in  $L_j$  with the boundary conditions  $g_j(x_i^b) = 1$ ,  $\partial_{n_i} g_j(x_i^b) = 0$ ,  $f_j(x_i^b) = 0$ ,  $\partial_{n_i} f_j(x_i^b) = 1$ , with  $x_i^b \in \Gamma_i$ , the point on the boundary closest to  $x$  ( $x = x_i^b + n_i \ell$ , with  $\ell \neq 0$ ). Using Green's identities, we subtract the nearly singular behaviors using  $\psi_j$  as follows:

$$\begin{aligned}
 u_j &= \psi_j - D_{j-1,j} [u_{j-1} - \psi_{j-1}] \\
 &+ \frac{\varepsilon_j}{\varepsilon_{j-1}} S_{j-1,j} [\partial_{n_{j-1}} u_{j-1} - \partial_{n_{j-1}} \psi_{j-1}] \\
 &+ D_{j,j} [u_j - \psi_j] - S_{j,j} [\partial_{n_j} u_j - \partial_{n_j} \psi_j].
 \end{aligned}$$

As illustrated in Figures 2-3 the error (or the field's amplitude) is reduced at the vicinity of the boundaries with BRIEF. The incident field is a plane wave with angle  $\alpha = \frac{\pi}{4}$  and for the discretization a body-fitted grid with 100 points on each boundary and 100 points along the radial direction was used.

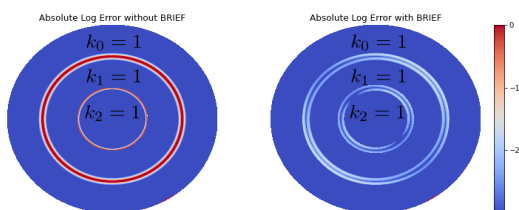


Figure 2: Absolute log error for standard solution (left) and BRIEF solution (right) for homogenous case, where boundaries are circles of radii 2 and 1.

## 5 Ongoing Work

Future goals include reducing the time needed to generate multi-layered models, which will be done with parallel computing; investigating relevant applications with effects on the solvability

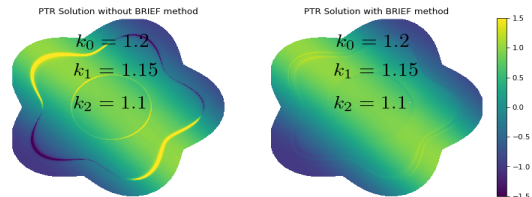


Figure 3: Standard solution (left) and BRIEF solution (right) for nonhomogeneous case, where boundaries are a circle of radius 1 and a star parameterized by  $y(t) = (2 + 0.3\cos(5t)) \langle \cos(t), \sin(t) \rangle$ ,  $t \in [0, 2\pi]$ .

of the BIE system. In particular, in order to efficiently simulate optical cloaking, we will consider different electromagnetic properties [3] and different (non convex) boundary shapes. One can also create lossy cloaking devices. In that case, one choose some  $k_j \in \mathbb{C}$  with  $\Im(k_j) > 0$ , and other quadratures than Kress will be needed to preserve accuracy. Extensions to 3D will also be considered.

**Acknowledgements.** E.C. is supported by the UC Merced Eugene Cota-Robles Fellowship. C.C. acknowledges support from the National Science Foundation Grant DMS-1819052.

## References

- [1] Q. Sun, E. Klaseboer, B. C. Khoo, and D. Y. C. Chan, Boundary regularized integral equation formulation of Stokes flow, *Physics of Fluids* **27** (2015).
- [2] R. Kress, Boundary integral equations in time-harmonic acoustic scattering, *Mathematical and Computer Modelling* **15** (1991), pp. 229–243.
- [3] Z. Guan, Y. Zhang, F. Han, C. Zhu, Q.H. Liu, Fast Exponentially Convergent Solution of Electromagnetic Scattering From Multilayer Concentric Magnetodielectric Cylinders by the Spectral Integral Method, *IEEE Transactions on Microwave Theory and Techniques*, **68** (2020), pp. 2183–2193.