



**HAL**  
open science

## Identification of new *Dickeya dadantii* virulence factors secreted by the type 2 secretion system

Lulu Liu, Christine Rascle, Isabelle R. Gonçalves, Nathalie Poussereau, Agnès Rodrigue, B. Le Derout, Guy Condemine

### ► To cite this version:

Lulu Liu, Christine Rascle, Isabelle R. Gonçalves, Nathalie Poussereau, Agnès Rodrigue, et al.. Identification of new *Dickeya dadantii* virulence factors secreted by the type 2 secretion system. 14th international conference on plant pathogenic bacteria, Jul 2022, Assise, Italy. hal-03721396

**HAL Id: hal-03721396**

**<https://hal.science/hal-03721396>**

Submitted on 19 Jul 2022

**HAL** is a multi-disciplinary open access archive for the deposit and dissemination of scientific research documents, whether they are published or not. The documents may come from teaching and research institutions in France or abroad, or from public or private research centers.

L'archive ouverte pluridisciplinaire **HAL**, est destinée au dépôt et à la diffusion de documents scientifiques de niveau recherche, publiés ou non, émanant des établissements d'enseignement et de recherche français ou étrangers, des laboratoires publics ou privés.



# Identification of new *Dickeya dadantii* virulence factors secreted by the type 2 secretion system

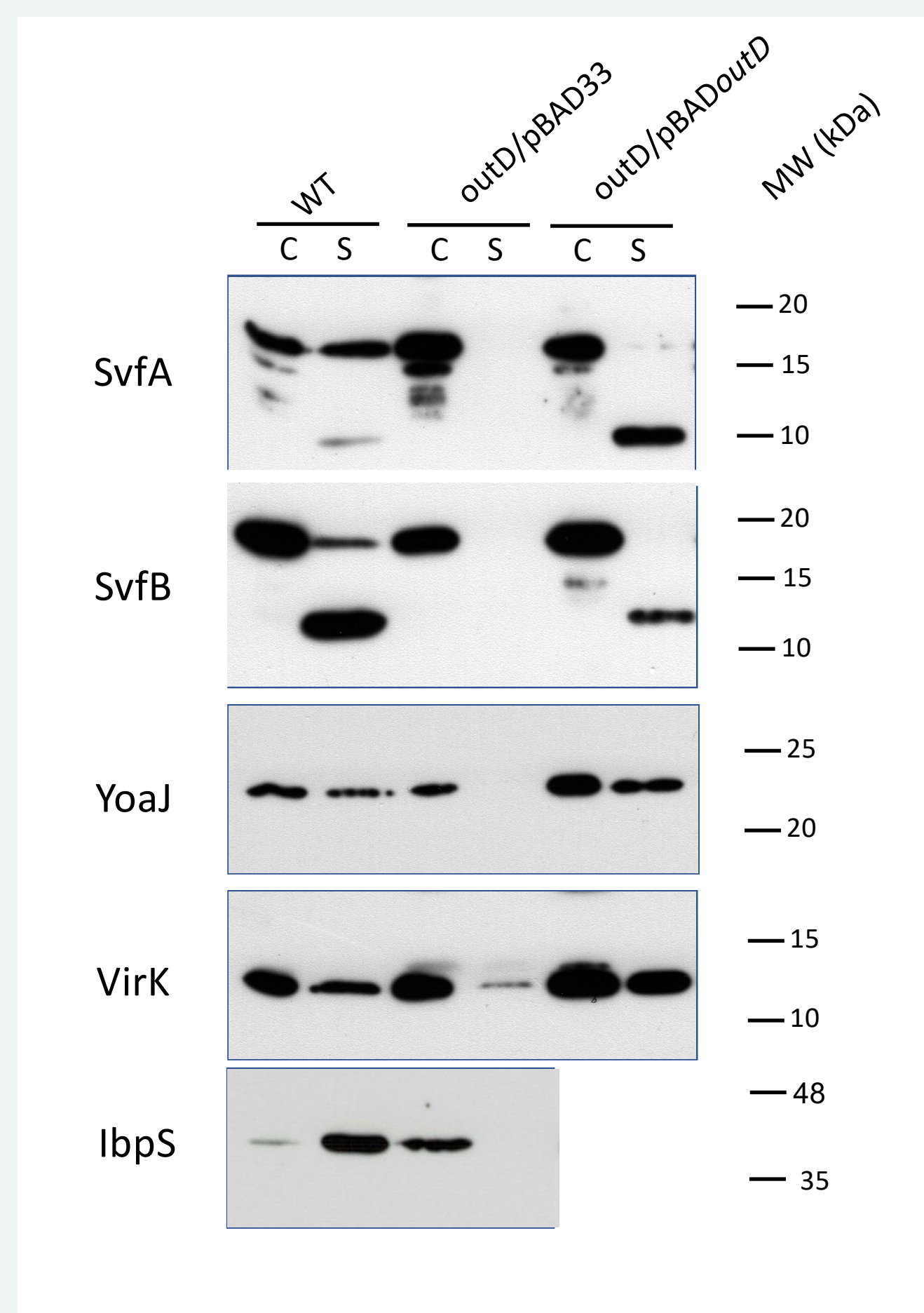
Liu L., Rasclé C., Goncalves I., Poussereau N., Rodrigue A., Le Derout B., **Condemine G.**

Microbiology Adaptation et Pathogénie, UMR CNRS 5240, Villeurbanne, France

*Dickeya* are plant pathogenic bacteria able to provoke disease on a wide range of plants. A type 2 secretion system (T2SS) named Out is necessary for bacterial virulence. Its study in *D. dadantii* showed that it secretes a wide range of plant cell wall degrading enzymes, including pectinases and a cellulase. However, the full repertoire of exoproteins it can secrete has probably not yet been identified. Secreted proteins are first addressed to the periplasm before their secretion by Out. No secretion signal present on the protein allows the identification of substrates of a T2SS. To identify new Out substrates, we analyzed *D. dadantii* transcriptome data obtained in plant infection condition and searched for genes strongly induced encoding a protein with a signal sequence. We identified five new Out-secreted proteins: the iron-binding protein IbpS, the expansin YoaJ, the putative virulence factor VirK and two proteins of the DUF 4879 family, Svfa and Svfb.

gene	séquence signal	secretion	function
<i>pell</i>	+	2	pectate lyase I
<i>prtA</i>	-	1	protease A
<i>svfA</i>	+	?	unknown
<i>rhiE</i>	+	2	rhamnogalacturonate lyase E
<i>paeY</i>	+	2	pectin acetyltransferase Y
<i>rhaD</i>	-	-	rhamnulose-1-phosphate aldolase
<i>ibpS</i>	+	?	secreted iron binding protein
<i>prtB</i>	-	1	protease B
<i>pelZ</i>	+	2	pectate lyase Z
<i>pemA</i>	+	2	pectin methylesterase A
<i>rhiT</i>	-	-	rhamnogalacturonide transporter
<i>DUF1471</i>	+	?	unknown
<i>rhiN</i>	-	-	rhamnogalacturonase
<i>svfB</i>	+	?	unknown
<i>yoaJ</i>	+	?	expansin
<i>17674</i>	-	-	MCP
<i>16286</i>	-	-	unknown
<i>46940</i>	-	-	hydrolase
<i>pelD</i>	+	2	pectate lyase D
<i>cytB</i>	-	-	toxin cytB
<i>avrM</i>	+	2	avirulence protein M

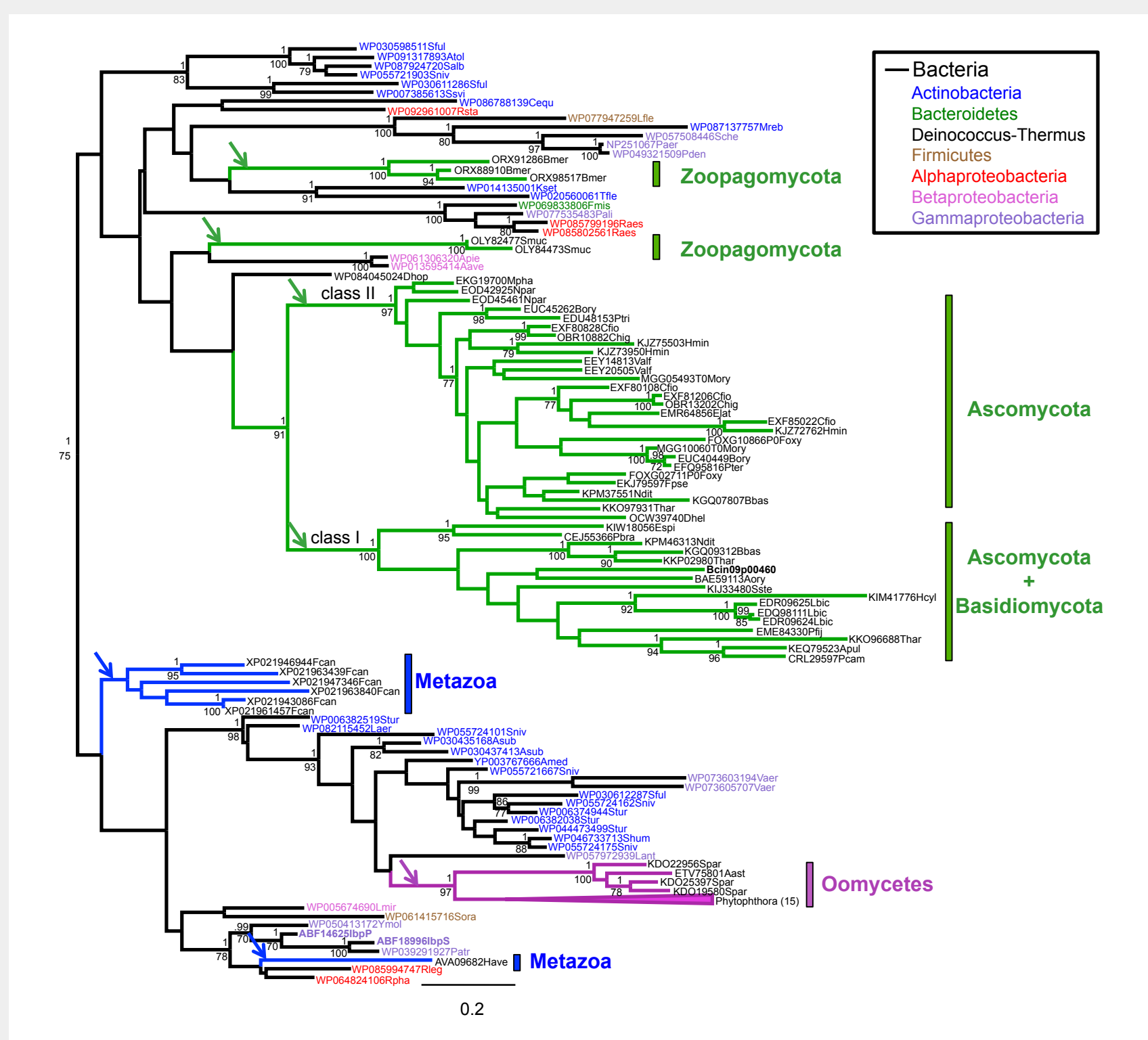
Most induced *D. dadantii* genes during *A. thaliana* infection (Pedron et al., 2018). Many genes encode PCWDE secreted by the Out T2SS. Four genes encode proteins with a sequence signal that are candidate T2SS substrates (in blue).



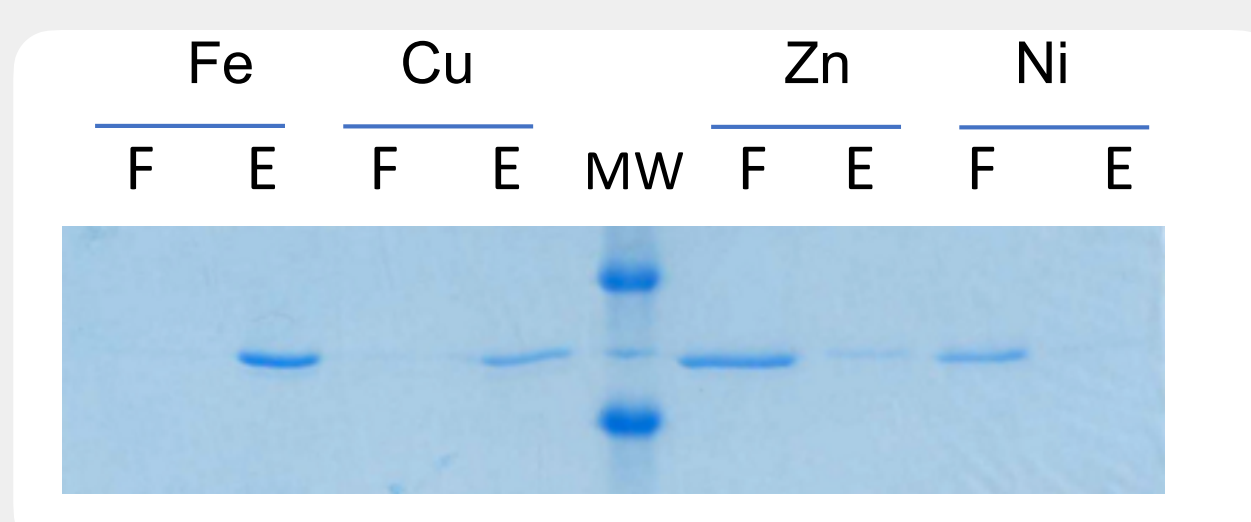
### Five new substrates of the Out T2SS are not PCWDE:

- Expansin YoaJ
- Iron binding protein IbpS
- Secreted virulent factors A and B
- Virulence protein homologue VirK

Detection of His-tagged versions of the proteins in the WT and an OutD mutant complemented or not



Homologues of IbpS are found in Gram- and Gram+ bacteria, oomycetes, fungi and even insects. Most of these organisms are necrotrophic plant pathogens. Bacterial genes seem to have been transferred several times to these eukaryotes.



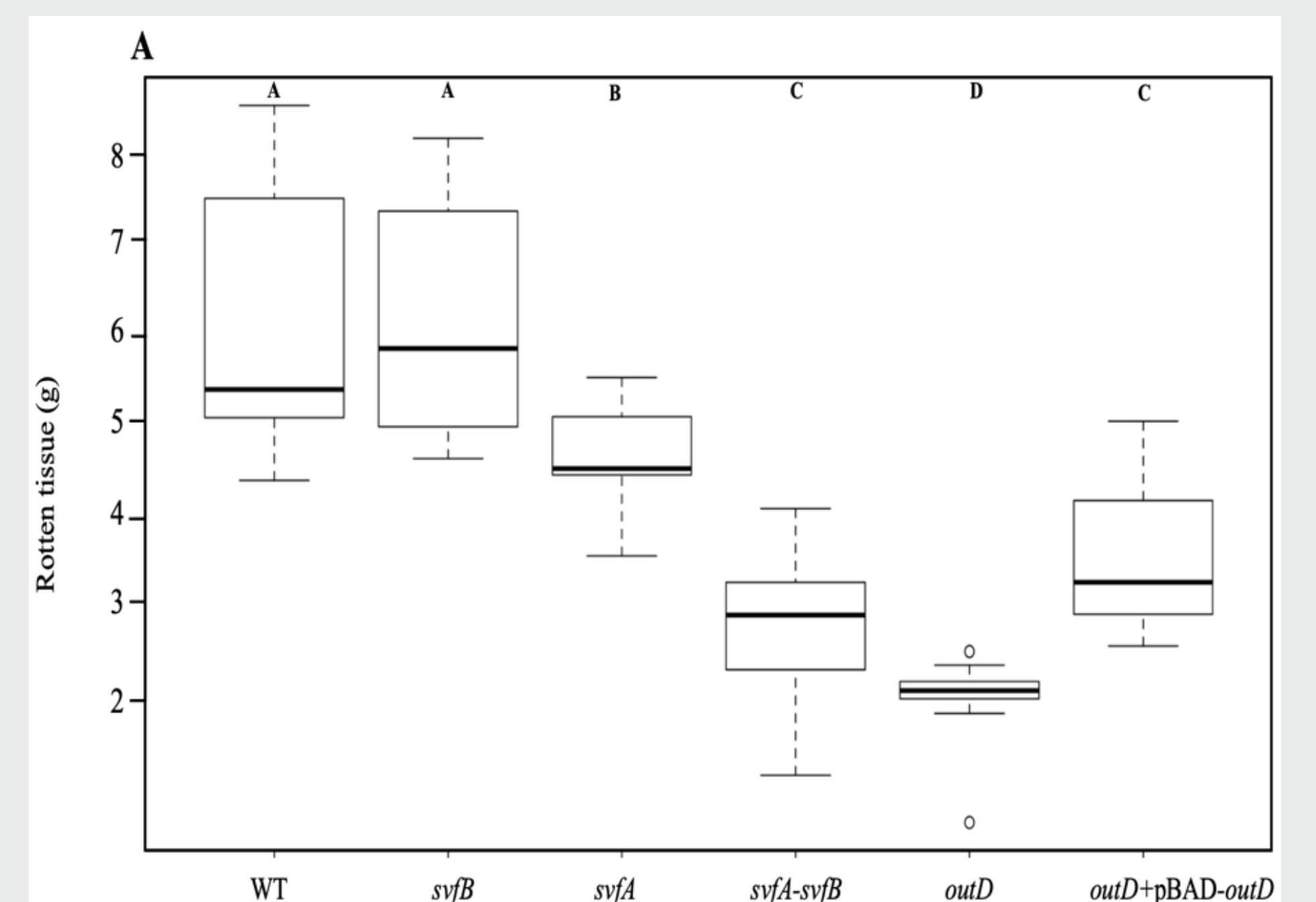
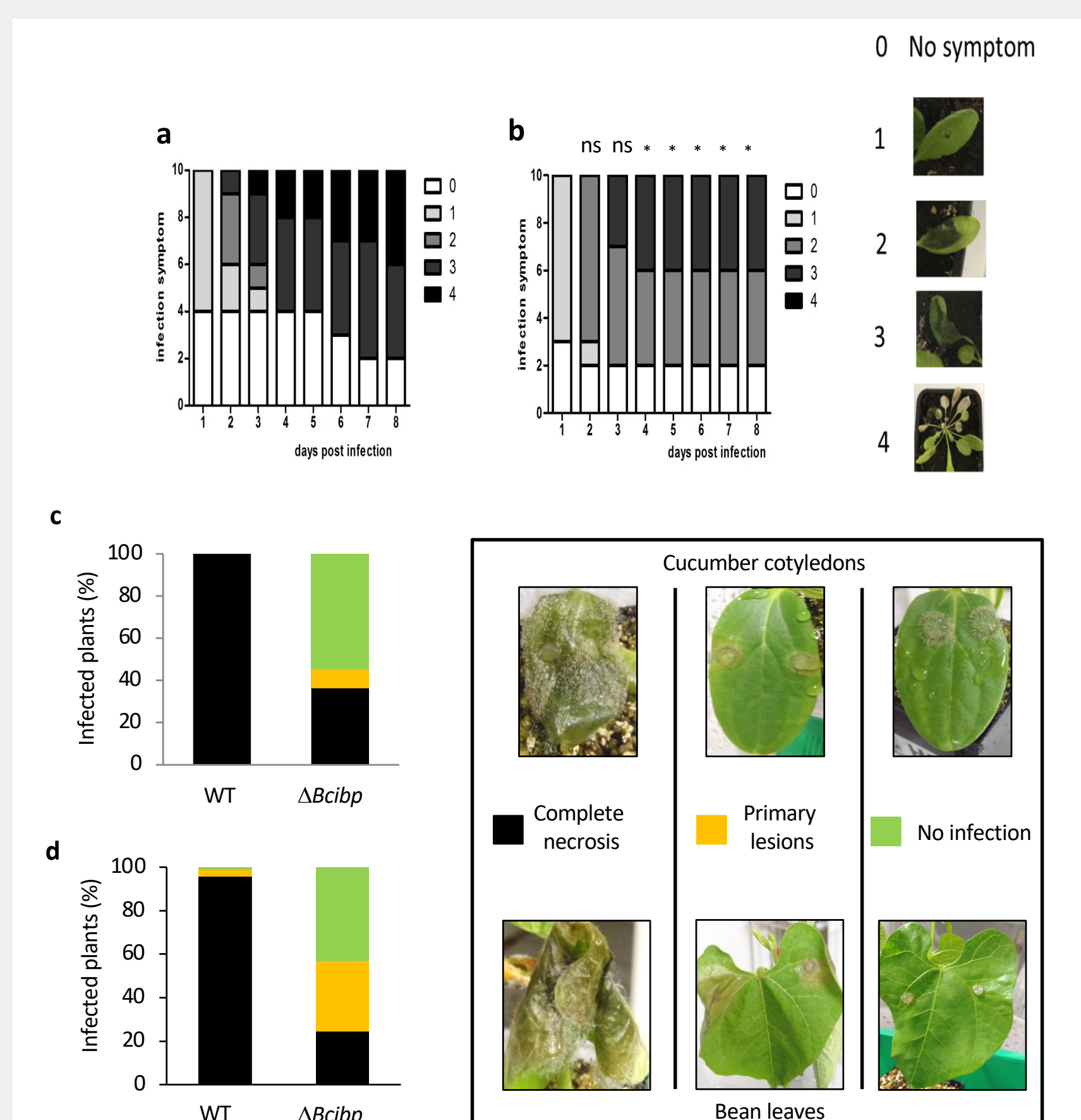
### IbpS is an iron/copper binding protein.

IbpS was loaded on metal-NTA resin. Flowthrough (F) or eluted by EDTA fractions (E) were analyzed. IbpS binds iron and copper.

By binding these metals IbpS prevents formation of ROS by the Fenton reaction and protects the bacteria

### Virulence of *ibp* mutants

*D. dadantii* *ibpS* mutant is less virulent to *A. thaliana* (a and b). *Botrytis cinerea* *Bcibp* mutant is less virulent to cucumber and bean (c and d)



### SvfA and Svfb mutants are less virulent on potato

Strain	SvfA	SvfB	SvfC	YoaJ	VirK	IbpS	NipE	AvrL
<i>D. dadantii</i>	1	1	0	1	1	1	1	2
<i>D. diffenbachiae</i>	1	1	0	1	1	1	1	2
<i>D. fangzhongdai</i>	1	1	1	1	1	1	1	2
<i>D. solani</i>	1	1	0	1	1	1	1	2
<i>D. zeae</i>	0	1	0	1	1	1	1	1
<i>D. oryzae</i>	1	1	0	1	1	1	1	0
<i>D. dianthicola</i>	0	1	0	1	1	1	1	1
<i>D. undicola</i>	1	0	1	1	1	1	1	1
<i>D. lacustris</i>	1	0	0	0	0	1	1	2
<i>D. aquatica</i>	1	0	0	1	0	1	1	2
<i>D. chrysanthemi</i>	0	0	0	1	1	1	1	1
<i>D. paradisiaca</i>	0	0	0	0	1	0	0	0
<i>D. poaceiphila</i>	0	0	0	0	1	1	0	0
<i>P. atrosepticum</i>	0	0	0	1	0	1	1	1
<i>P. carotovorum</i>	1	1	0	1	0	1	1	1
<i>P. parmentieri</i>	0	0	0	1	0	1	1	1
<i>P. polaris</i>	0	0	0	1	0	1	1	1

Non PCWDE type 2 secreted proteins necessary for virulence are present in variable number in the different *Dickeya*. Their presence should be considered when analyzing the presence of virulence factors in new species.