



**HAL**  
open science

# Une approche micromorphe de l'endommagement de matériaux quasi-fragiles : implémentation numérique et lien avec la méthode par champ de phase

Olivier Fandeur, Thomas Helfer, David Siedel, Kaïs Ammar, Samuel Forest

## ► To cite this version:

Olivier Fandeur, Thomas Helfer, David Siedel, Kaïs Ammar, Samuel Forest. Une approche micromorphe de l'endommagement de matériaux quasi-fragiles : implémentation numérique et lien avec la méthode par champ de phase. 15ème colloque national en calcul des structures, Université Polytechnique Hauts-de-France [UPHF], May 2022, 83400 Hyères-les-Palmiers, France. hal-03717855

**HAL Id: hal-03717855**

**<https://hal.science/hal-03717855v1>**

Submitted on 8 Jul 2022

**HAL** is a multi-disciplinary open access archive for the deposit and dissemination of scientific research documents, whether they are published or not. The documents may come from teaching and research institutions in France or abroad, or from public or private research centers.

L'archive ouverte pluridisciplinaire **HAL**, est destinée au dépôt et à la diffusion de documents scientifiques de niveau recherche, publiés ou non, émanant des établissements d'enseignement et de recherche français ou étrangers, des laboratoires publics ou privés.

# Micromorphic damage behaviours for quasi-brittle materials: link with phase-field approach to fracture and numerical implementations.

Olivier Fandeur<sup>1,2</sup>, Thomas Helfer<sup>3</sup>, David Siedel<sup>3,2</sup>, Kaïs Amar, Samuel Forest

<sup>1</sup> CEA, ISAS/DES/DM2S/SEMT, Département de Modélisation des Systèmes et des Structures, [olivier.fandeur@cea.fr](mailto:olivier.fandeur@cea.fr)

<sup>2</sup> IMSIA, UMR 8193, CNRS-EDF-CEA-ENSTA

<sup>3</sup> CEA, IRESNE/DEN/DEC/SESC/LSC, Département d'Études des Combustibles, [thomas.helfer@cea.fr](mailto:thomas.helfer@cea.fr)

<sup>4</sup> Mines ParisTech, PSL University, Centre des matériaux, CNRS UMR, [david.siedel@cea.fr](mailto:david.siedel@cea.fr)

---

**Abstract** — This paper describes discusses a class of micromorphic damage behaviours for quasi-brittle materials which approximates the classical AT1 and AT2 models of the phase-field approach to fracture in a variationnaly consistent framework.

This approximation allows a local treatment of the irreversibility constraint at the integration points. The balance equations are standard partial derivative equations which can readily be solved by most FEM or FFT solvers.

We show that the variational framework allows the derivation of (at least) three alternate minimisation schemes.

Numerical experiments performed using `mgis.fenics` show that the results are very close to the one obtained by AT2 model [1, 2].

---

## Introduction

The variational approach to fracture takes its grounds in the work of Francfort and Marigo which recasted the Griffith theory into an enery minimization problem [3, 4]. This revisted approach of the Griffith theory is however not tractable with standard numerical methods [5, 6], in particular the commonly used finite element method. For this reason, Bourdin *et al.* developped regularised versions [5] following the works of Ambrosio and Tortorelli [7].

The so-called phase-field approaches to fracture have since become widely popular. As pointed by Gerasimov and De Lorenzis in their excellent review [8], one of the main difficulties in the implementation of those approaches is the treatment of the irreversibility constraint (the damage can only increase), a question on which a considerable amount of works has been published. Most of the proposed solutions are not directly implemented in standard FEM or FFT solvers. An noticeable exception to this statement is the Miehe' alternative based an the so-called history variable [9]. However, Miehe' alternative is not variationally consistent.

Following Forest' micromorphic framework [10], we propose in Section 1 a class of micromorphic brittle behaviours which can approximate the classical AT1 and AT2 phase-field models in a variationnaly consistent way. Those behaviours treat the irreversibility constraint locally, at the integration points. The balance equations are standard partial derivative equations which can readily be solved by most FEM or FFT solvers.

Such models were also recently investigated by Bharali *et al.* [11] using a monolithic resolution strategy. In this paper, we exploit the variational basis of the behaviour to derive in Section 2 three alternate minimisation schemes whose convergence is garanteed. Numerical experiments,

described in Section 3 and performed using the `mgis.fenics` package, show that the results are very close to the one obtained by AT2 model.

## 1 Description of the micromorphic behaviours

In this paper, we consider the quasi-static evolution of a body  $\Omega$  made of a brittle material.

The state of this material is characterized, at each time step, by:

- A displacement field  $\vec{u}$ .
- A micromorphic damage field  $d_\chi$ .
- A local damage field  $d$

In the view of generalized standard materials, the micromorphic model is defined by the following incremental Lagrangian [12]:

$$\mathcal{L}(\vec{u}^*, d^*, d_\chi^*) = \int_{\Omega} \left[ \psi(\epsilon^*, d^*, d_\chi^*, \nabla d_\chi^*) + \Delta t \phi\left(\frac{d - d|_t}{\Delta t}\right) \right] dV - \int_{\partial\Omega_T} \vec{T} \cdot \vec{u}^* dS$$

where:

- $\psi$  is the free energy.
- $\phi$  is the dissipation potential.
- $\Delta t$  is the time increment.
- $d|_t$  is damage at the beginning of the time step.
- $\vec{T}$  is the imposed traction on the boundary  $\partial\Omega_T$ .
- $\vec{u}^*, d^*, d_\chi^*$  denotes any admissible displacement, damage and micromorphic damage field.

To satisfy the Ilyushin-Drucker postulate, the incremental Lagrangian  $\mathcal{L}$  must be convex with respect to each variables  $\vec{u}^*, d^*, d_\chi^*$  taken independently. It can be shown that this condition is ensured if the  $\psi$  and the dissipation potential  $\phi$  are convex with respect to their respective arguments.

### Body forces and prescribed micromorphic tractions

The definition of the Lagrangian  $\mathcal{L}$  can be enriched by adding body forces (such as gravity) and prescribed micromorphic tractions.

The state of the material minimises the incremental Lagrangian:

$$\left( \vec{u}|_{t+\Delta t}, d_\chi|_{t+\Delta t}, d|_{t+\Delta t} \right) = \underset{\vec{u}^* \in C.A.}{\operatorname{argmin}} \mathcal{L}(\vec{u}^*, d^*, d_\chi^*)$$

In practice, this free energy is a differentiable function.

This is not the case of the dissipation potential  $\phi$  for time independent mechanisms for which  $\phi$  is assumed to be an homogeneous function of degree 1 which allows us to eliminate the time increment  $\Delta t$  from the definition of the Lagrangian as:

$$\Delta t \phi\left(\frac{d^* - d|_t}{\Delta t}\right) = \phi(d^* - d|_t)$$

In particular, the dissipation potential generally contains an indicator function imposing the *irreversibility of the damage evolution*.

## 1.1 Equilibrium

Deriving equilibrium equations from the principle of the minimum of the Lagrangian is non trivial due to the fact that the dissipation potential is not differentiable.

It is then convenient to separate the Lagrangian into two parts  $\mathcal{L}_1$  and  $\mathcal{L}_2$  as follows:

$$\begin{aligned}\mathcal{L}_1(\vec{u}^*, d^*, d_\chi^*) &= \int_{\Omega} \psi(\underline{\epsilon}^*, d^*, d_\chi^*, \nabla d_\chi^*) dV - \int_{\partial\Omega_T} \vec{T} \cdot \vec{u}^* dS \\ \mathcal{L}_2(d^*) &= \int_{\Omega} \phi(d^* - d|_t) dV\end{aligned}$$

In this report, we will admit the following mathematical result which characterize the minima of Lagrangian:

- The regular part of Lagrangian  $\mathcal{L}_1$  is minimal with respect to the displacement field  $\vec{u}$  and the micromorphic damage field  $d_\chi$ .
- At each point, the thermodynamic force  $Y$  associated with the damage, is in the subgradient of the dissipation potential:

$$Y \in \partial\phi$$

where  $Y$  is defined by:

$$Y = -\frac{\partial\psi}{\partial d}$$

In this section, we only consider the condition on the regular part of the Lagrangian. The evolution of the damage is discussed in Section 1.2.

The variation of  $\delta\mathcal{L}_1$  with respect to the displacement and micromorphic damage field is defined by:

$$\delta\mathcal{L}_1 = \mathcal{L}_1(\vec{u}|_{t+\Delta t} + \delta\vec{u}, d|_{t+\Delta t}, d_\chi|_{t+\Delta t} + \delta d_\chi) - \mathcal{L}_1(\vec{u}|_{t+\Delta t}, d|_{t+\Delta t}, d_\chi|_{t+\Delta t})$$

where the variation  $\delta\vec{u}$  is null on the part of the boundary where imposed displacements are prescribed, i.e. on  $\partial\Omega \setminus \partial\Omega_T$ .

By retaining only first order terms, this variation can be computed as follows:

$$\begin{aligned}\delta\mathcal{L}_1 &= \int_{\Omega} \left[ \frac{\partial\psi}{\partial \underline{\epsilon}} : \delta\underline{\epsilon} + \frac{\partial\psi}{\partial d_\chi} \delta d_\chi + \frac{\partial\psi}{\partial \nabla d_\chi} \cdot \nabla \delta d_\chi \right] dV - \int_{\partial\Omega_T} \vec{T} \cdot \delta\vec{u} dS \\ &= \int_{\Omega} \left[ \underline{\sigma} : \delta\underline{\epsilon} + a_\chi \delta d_\chi + \vec{b}_\chi \cdot \nabla \delta d_\chi \right] dV - \int_{\partial\Omega_T} \vec{T} \cdot \delta\vec{u} dS\end{aligned}$$

where the following thermodynamic forces were introduced:

$$\underline{\sigma} = \frac{\partial\psi}{\partial \underline{\epsilon}} \quad a_\chi = \frac{\partial\psi}{\partial d_\chi} \quad \vec{b}_\chi = \frac{\partial\psi}{\partial \nabla d_\chi}$$

Applying the divergence theorem leads to:

$$\delta\mathcal{L}_1 = \int_{\Omega} \left[ -\nabla \cdot \underline{\sigma} \cdot \delta\vec{u} + (a_\chi - \nabla \cdot \vec{b}_\chi) \delta d_\chi \right] dV + \int_{\partial\Omega_T} (\underline{\sigma} \cdot \vec{n} - \vec{T}) \cdot \delta\vec{u} dS + \int_{\partial\Omega} (\vec{b}_\chi \cdot \vec{n}) \delta d_\chi dS$$

where we took into account the fact that the variation of the displacement is null on  $\partial\Omega \setminus \partial\Omega_T$ .

Classical arguments shows that this variation can characterize a minimum only if all the integrands are zero.

The integrands associated with variation of the displacement field gives the classical mechanical equilibrium equation in  $\Omega$  and boundary conditions on  $\partial\Omega_T$ :

$$\begin{cases} \nabla \cdot \underline{\sigma} = 0 & \text{in } \Omega \\ \underline{\sigma} \cdot \vec{n} = \vec{T} & \text{on } \partial\Omega_T \end{cases} \quad (1)$$

The integrands associated with variation of the micromorphic damage field leads to the following balance equation and boundary conditions:

$$\begin{cases} \nabla \cdot \vec{b}_\chi = a_\chi & \text{in } \Omega \\ \vec{b}_\chi \cdot \vec{n} = \vec{0} & \text{on } \partial\Omega \end{cases} \quad (2)$$

## 1.2 Constitutive equations

The free energy  $\psi$  is additively decomposed as follows:

$$\psi(\underline{\epsilon}, d, d_\chi, \nabla d_\chi) = \psi^{el}(\underline{\epsilon}, d) + \psi^d(d) + \psi^{d,d_\chi}(d, d_\chi) + \psi^{\nabla d_\chi}(\nabla d_\chi)$$

where:

- $\psi^{el}(\underline{\epsilon}, d)$  describes the mechanical part of the free energy.
- $\psi^d(d)$  defines an stored energy du to damage.
- $\psi^{d,d_\chi}(d, d_\chi)$  defines the coupling between the damage  $d$  and the micromorphic damage  $d_\chi$
- $\psi^{\nabla d_\chi}(\nabla d_\chi)$  defines the a micromorphic force.

### 1.2.1 Choices of $\psi^{el}$ and expression of the stress

$\psi^{el}$  determines the expression of the stress and contributes to the thermodynamic force driving the damage evolution.

A classical choice is to multiply the free energy of an undamaged elastic material  $\psi_0^{el}(\underline{\epsilon})$  by a degradation function  $g(d)$  as follows:

$$\psi^{el}(\underline{\epsilon}, d) = g(d) \psi_0^{el}(\underline{\epsilon}) = \frac{g(d)}{2} \underline{\epsilon} : \underline{\mathbf{D}} : \underline{\epsilon}$$

where  $\underline{\mathbf{D}}$  is the stiffness matrix of the sound material.

The stress  $\underline{\sigma}$  is thus given by:

$$\underline{\sigma} = g(d) \underline{\mathbf{D}} : \underline{\epsilon}$$

Another classical choice popularised by Miehe [9] is to use a spectral decomposition of the strain to split the free energy into a positive and negative part. The degradation function is only applied to the positive part of the free energy.

### 1.2.2 Evolution of the micromorphic damage

#### 1.2.2.1 Choice of $\psi^{d,d_\chi}$

$$\psi^{d,d_\chi}(d, d_\chi) = \frac{H_\chi}{2} (d - d_\chi)^2$$

which leads to the following expression of  $a_\chi$ :

$$a_\chi = -H_\chi (d - d_\chi) \quad (3)$$

### 1.2.2.2 Choice of $\psi^{\nabla d_\chi}$

$$\psi^{\nabla d_\chi}(\nabla d_\chi) = \frac{A}{2} \nabla d_\chi \cdot \nabla d_\chi$$

which leads to the following expression of  $\vec{b}_\chi$ :

$$\vec{b}_\chi = A \nabla d_\chi \quad (4)$$

Combining Equations (3) and (4) shows that the micromorphic damage follows the equation:

$$A \nabla^2 d_\chi + H_\chi (d - d_\chi) = 0 \quad (5)$$

where  $\nabla^2$  denotes the Laplacian operator.

### 1.2.3 Evolution of the damage

The thermodynamic forces  $Y$  associated with the damage is given by:

$$\begin{aligned} Y &= -\frac{dg}{dd} \psi_0^{el}(\underline{\epsilon}) - \frac{d\psi^d}{dd} - \frac{\partial \psi^{d,d_\chi}}{\partial d} = -\frac{dg}{dd} \psi_0^{el}(\underline{\epsilon}) - \frac{d\psi^d}{dd} - H_\chi (d - d_\chi) \\ &= -\frac{dg}{dd} \psi_0^{el}(\underline{\epsilon}) - \frac{d\psi^d}{dd} + a_\chi \end{aligned} \quad (6)$$

A simple choice of the dissipation potential is:

$$\phi(\dot{d}) = Y_0 \dot{d} + \mathbb{I}_{\mathbb{R}_+}(\dot{d})$$

which is equivalent to define the following damage surface:

$$Y = Y_0 \quad (7)$$

The evolution of damage is thus driven by the following equations:

$$\begin{cases} \Delta d (Y - Y_0) = 0 \\ \Delta d \geq 0 \\ Y - Y_0 \leq 0 \end{cases} \quad (8)$$

Combining Equations (5), (6) and (7), the yield surface may also be written:

$$-\frac{dg}{dd} \psi_0^{el}(\underline{\epsilon}) = Y_0 + \frac{d\psi^d}{dd} + A \nabla^2 d_\chi$$

## 1.3 Link with phase field approaches to fracture

For high values of the  $H_\chi$  coefficient, the contribution to the  $\psi^{d,d_\chi}$  may be seen as a penalisation term which ensures that the damage  $d$  and the micromorphic damage  $d_\chi$  are close. If this coefficient tends to infinity, those variables must become equal to ensure a finite energy.

Table 1: Parameters of the AT1 and AT2 models.

	AT1	AT2
$g(d)$	$(1-d)^2$	$(1-d)^2$

	AT1	AT2
$\psi^d(d)$	$\frac{8G_c}{3l_0}d$	$\frac{G_c}{2l_0}d^2$
$A$	$\frac{4}{3}G_cl_0$	$G_cl_0$
$Y_0$	$0$	$0$

Classical phase-field models to fracture can then be recovered by appropriate choices of  $g(d)$ ,  $\psi^d(d)$  and  $A$ . The case of AT1 and AT2 models, originating from the work of Ambrosio and Tortorelli (AT) [13], is treated in Table 1 where the following quantities were introduced:

- $G_c$  is the fracture energy.
- $l_0$  is a characteristic length.

## 2 Alternate minimisation schemes

### 2.1 A first alternate minimization scheme

The Lagrangian  $\mathcal{L}$  is not convex, but convex with respect to each variables taken independently.

Thus, in the spirit of the alternate minimization scheme proposed by Bourdin et al. [5], the following iterative scheme can be proposed:

$$\begin{cases} \vec{u}|^{(n+1)} = \underset{\vec{u}^* \in C.A.}{\operatorname{argmin}} \mathcal{L}(\vec{u}^*, d|^{(n)}, d_\chi|^{(n)}) \\ \vec{d}_\chi|^{(n+1)} = \operatorname{argmin} \mathcal{L}(\vec{u}|^{(n+1)}, d|^{(n)}, d_\chi^*) \\ d|^{(n+1)} = \operatorname{argmin} \mathcal{L}(\vec{u}|^{(n+1)}, d^*, d_\chi|^{(n+1)}) \end{cases}$$

where  $\vec{u}|^{(n)}$ ,  $\vec{d}_\chi|^{(n)}$  and  $d_\chi|^{(n)}$  denote respectively the estimates of the displacement field, micromorphic damage field and damage field at the  $n^{\text{th}}$  iteration of the algorithm.

The displacement field is updated first because this problem takes into account the change in imposed boundary conditions. The mechanical problem at constant damage and constant micromorphic damage is a linear elastic problem with variable mechanical coefficients. This problem becomes non linear if unilateral effects are taking into account.

Each steps of the algorithm diminishes the value of the Lagrangian, ensuring the convergence of the scheme.

#### 2.1.1 Evolution of damage in the AT2 model

The evolution of damage is given by Equation (8). In the case of damage increase, we directly impose that the new damage estimate  $d|^{(n+1)}$  is such that Equation (7) is satisfied. In the case of the AT2 model, Equation (6) can be rewritten as follows:

$$2\left(1 - d|^{(n+1)}\right)\psi_0^{el}\left(\epsilon|^{(n+1)}\right) - \frac{G_c}{l_0}d|^{(n+1)} - H_\chi\left(d|^{(n+1)} - d_\chi|^{(n+1)}\right) = 0$$

The new damage  $d|^{(n+1)}$  is thus given:

$$d|^{(n+1)} = \frac{2\psi_0^{el}\left(\epsilon|^{(n+1)}\right) + H_\chi d_\chi|^{(n+1)}}{2\psi_0^{el}\left(\epsilon|^{(n+1)}\right) + \frac{G_c}{l_0} + H_\chi} \quad (9)$$

Since the damage can only increase, a closed-form expression of  $d|^{(n+1)}$  is finally given by:

$$d|^{(n+1)} = \min \left( \max \left( \frac{2\psi_0^{el}(\underline{\epsilon}|^{(n+1)}) + H_\chi d_\chi|^{(n+1)}}{2\psi_0^{el}(\underline{\epsilon}|^{(n+1)}) + \frac{G_c}{l_0} + H_\chi}, d|_t \right), 1 \right) \quad (10)$$

Equation (10) can be adapted to take into account unilateral effects through the spectral decomposition by replacing  $\psi_0^{el}$  by its positive part.

## 2.2 A second alternate minimization scheme

Since an update of the damage variable is computationally inexpensive, compared to the computation of the displacement and micromorphic damage, one may consider evaluating its value twice, as follows:

$$\begin{cases} \bar{u}|^{(n+1)} = \operatorname{argmin}_{\bar{u}^* \in C.A.} \mathcal{L}(\bar{u}^*, d|^{(n)}, d_\chi|^{(n)}) \\ d|^{(n+1/2)} = \operatorname{argmin} \mathcal{L}(\bar{u}|^{(n+1)}, d^*, d_\chi|^{(n)}) \\ \vec{d}_\chi|^{(n+1)} = \operatorname{argmin} \mathcal{L}(\bar{u}|^{(n+1)}, d|^{(n+1/2)}, d_\chi^*) \\ d|^{(n+1)} = \operatorname{argmin} \mathcal{L}(\bar{u}|^{(n+1)}, d^*, d_\chi|^{(n+1)}) \end{cases}$$

The damage estimates  $d|^{(n+1/2)}$  is given by an appropriate modification of Equation (10).

## 2.3 A third alternate minimization scheme

The third alternate minimization scheme is based on the fact that the minimisation with respect to  $d$  and  $d_\chi$  is convex:

$$\begin{cases} \bar{u}|^{(n+1)} = \operatorname{argmin}_{\bar{u}^* \in C.A.} \mathcal{L}(\bar{u}^*, d|^{(n)}, d_\chi|^{(n)}) \\ \left( d|^{(n+1)}, \vec{d}_\chi|^{(n+1)} \right) = \operatorname{argmin} \mathcal{L}(\bar{u}|^{(n+1)}, d^*, d_\chi^*) \end{cases}$$

The evolution of  $d_\chi$  is still given by Equation (2) but the determination of the conjugated force  $a_\chi$  relies locally on the resolution of Equation (10). As this equation is only linear by part, Equation (2) is indeed non linear and its resolution is performed in this work using a Newton algorithm.

To be more specific, the computation of the stiffness matrix associated with Problem (2) requires the derivative  $\frac{\partial a_\chi}{\partial \Delta d_\chi}$  which is piece-wise constant. In our numerical experiments, this Newton algorithm usually converges in less than 10 iterations.

## 2.4 Choice of the convergence criterion of the staggered schemes

In this paper, the staggered schemes are stopped when the damage becomes stationary, i.e. when the absolute difference between two estimates of the damage is below a given threshold  $\varepsilon_d$  at each integration point.

This criterion is not totally satisfying as it does not ensure that a true minimum of the Lagrangian is found. We carefully checked that this is the case for each steps of the numerical experiments described in Section 3.



### 3 Numerical experiments

We consider in this section three classical test cases:

- a fiber reinforced matrix in tension [5],
- a precracked specimen loaded by applying a tangential displacement on the top boundary [9],
- a precracked specimen loaded by applying a normal displacement on the top boundary [9].

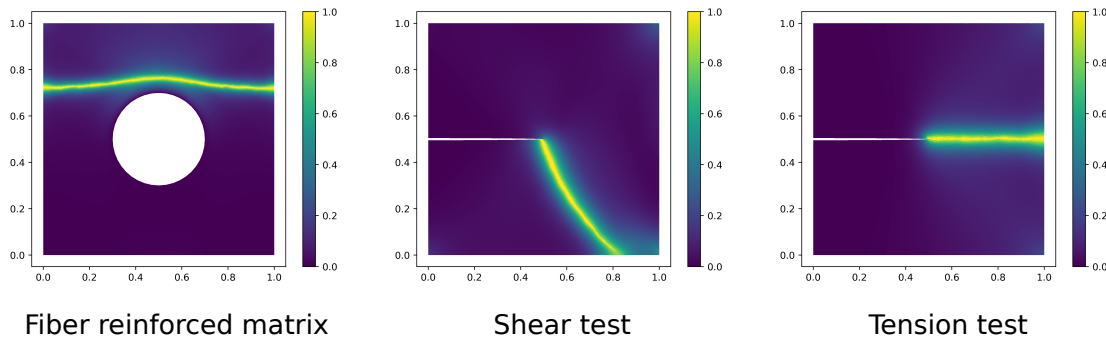


Figure 1: Damage patterns at the end of the unit tests.

Those tests are performed using the AT2 model and its micromorphic counterparts using a spectral decomposition of the elastic free energy. The damage patterns at the end of those tests are reported on Figure 1.

The python scripts are available in this repository: <https://github.com/thelfer/micromorphic-damage-giens-2022>.

Those scripts contains the geometry, material properties and loadings required to reproduce those tests.

For those tests, the penalisation parameter  $H_\chi$  is chosen of the form:

$$H_\chi = \beta \frac{G_c}{l_0}$$

where  $\beta$  is a normalised penalisation parameter [11].

Those three tests lead to similar conclusions:

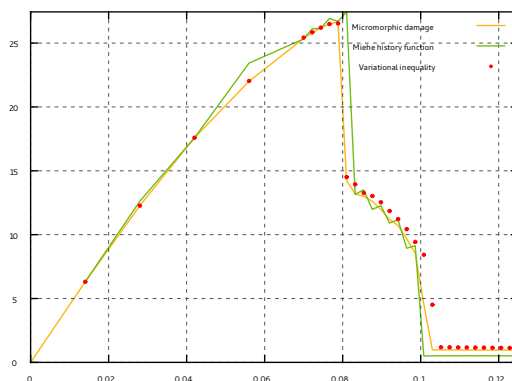


Figure 2: Evolution of the force as a function of the imposed displacement for the fiber reinforced matrix test for the third scheme with  $\beta = 150$  and the standard phase-field schemes based on the resolution of the variational inequality or based on Miehe' history function

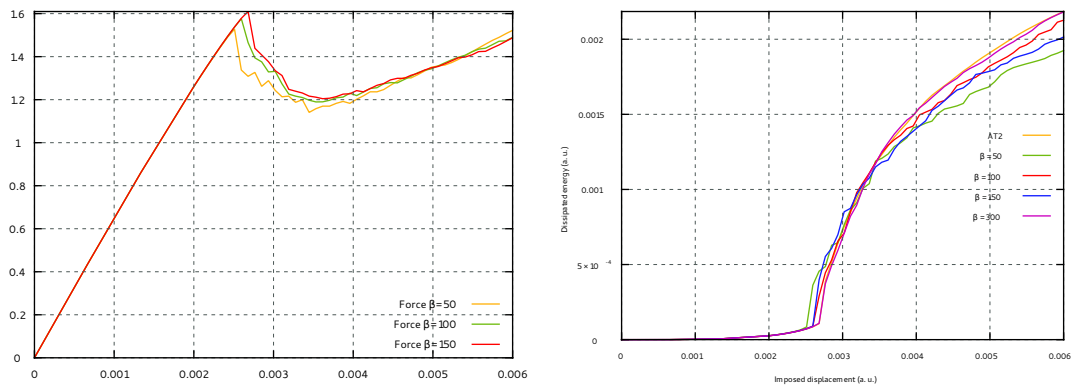


Figure 3: a) Evolution of the force as a function of the imposed displacement for  $\beta = 50$ ,  $\beta = 100$ ,  $\beta = 150$  for the shear test using the third staggered scheme. b) Evolution of the dissipated energy as a function of the imposed displacement for  $\beta = 50$ ,  $\beta = 100$ ,  $\beta = 150$  for the shear test using the third staggered scheme.

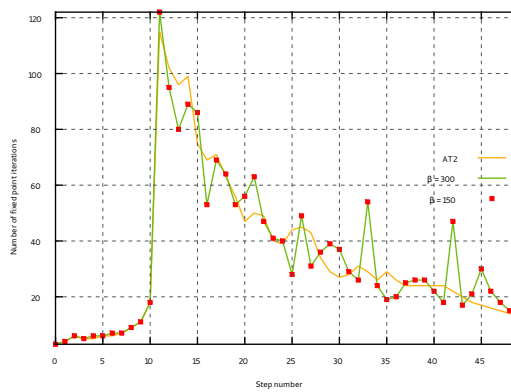


Figure 4: Number of iterations of the fixed point algorithm for the shear test as a function of the step number for the standard AT2 model and the third scheme for  $\beta = 150$  and  $\beta = 300$ .

- The two first schemes converges very slowly (several thousand of fixed point iterations) even in the quasi-elastic range. A threshold as small as  $10^{-5}$  is required to ensure converged results. Those schemes are considered unusable in practice.
- The second scheme converges much faster. A threshold value of  $10^{-3}$  is sufficient to have converged results. The same threshold value is used for the standard AT2 model.
- As illustrated by Figure 2, the force-displacement curve of the third scheme is very similar to the standard AT2 model.
- As illustrated by Figure 3, the penalisation factor plays a major role on the overall force-displacement curve. Our experiments shows that a value of 150 leads to results undistinguishable with the one of the AT2 model for every tests. However, an higher value of 300 is required to reproduce closely the evolution of the fracture energy.
- The number of iteration of the fixed point algorithm is roughly similar between the standard AT2 model and the third scheme, although a bit higher in general, as depicted on Figure 4.

## 4 Conclusions and perspectives

This work has investigated the use of micromorphic behaviours for the description of quasi-brittle materials and has shown that those micromorphic behaviours can be considered as variationally consistent approximations of standard phase-field models.

Three alternate minimisation schemes, which is straightforward to implement in standard FEM or FFT solvers, have been proposed.

Convergence of those schemes is guaranteed but requires a large number of fixed-point iterations. With respect to this observation, the third scheme appears to be more efficient.

The proposed approach can be extended to more complex damage behaviours and ductile failure.

However, as a future work, acceleration schemes could also be investigated to reduce the number of fixed-point iterations.

## References

1. BLEYER, Jérémy. Overview of the mgis.fenics module. Documentation of the mgis.module. 2020. Available from: [https://www.researchgate.net/publication/340952899\\_Overview\\_of\\_the\\_mgisfenics\\_module](https://www.researchgate.net/publication/340952899_Overview_of_the_mgisfenics_module)  
Library Catalog: [www.researchgate.net](http://www.researchgate.net)
2. BLEYER, Jérémy and HELFER, Thomas. Phase-field approach to brittle fracture. Documentation of the mgis.module. 2020. Available from: [https://www.researchgate.net/publication/341359638\\_Phase-field\\_approach\\_to\\_brittle\\_fracture](https://www.researchgate.net/publication/341359638_Phase-field_approach_to_brittle_fracture)  
Library Catalog: [www.researchgate.net](http://www.researchgate.net)
3. FRANCFORT, G. A. and MARIGO, J. -J. Revisiting brittle fracture as an energy minimization problem. *Journal of the Mechanics and Physics of Solids*. 1 August 1998. Vol. 46, no. 8, p. 1319–1342. DOI [10.1016/S0022-5096\(98\)00034-9](https://doi.org/10.1016/S0022-5096(98)00034-9). Available from: <http://www.sciencedirect.com/science/article/pii/S0022509698000349>
4. FRANCFORT, G. and MARIGO, J. J. Vers une théorie énergétique de la rupture fragile. *C.R. Mécanique*. 2002. Vol. 330, p. 225–233.
5. BOURDIN, B., FRANCFORT, G. A. and MARIGO, J.-J. Numerical experiments in revisited brittle fracture. *Journal of the Mechanics and Physics of Solids*. April 2000. Vol. 48, no. 4, p. 797–826. DOI [10.1016/S0022-5096\(99\)00028-9](https://doi.org/10.1016/S0022-5096(99)00028-9). Available from: <http://www.sciencedirect.com/science/article/pii/S0022509699000289>

6. CHAMBOLLE, Antonin, CONTI, Sergio and FRANCFORT, Gilles A. Approximation of a brittle fracture energy with a constraint of non-interpenetration. *Archive for Rational Mechanics and Analysis*. 1 June 2018. Vol. 228, no. 3, p. 867–889. DOI [10.1007/s00205-017-1207-z](https://doi.org/10.1007/s00205-017-1207-z). Available from: <https://doi.org/10.1007/s00205-017-1207-z>
7. AMBROSIO, Luigi and TORTORELLI, Vincenzo Maria. Approximation of functional depending on jumps by elliptic functional via t-convergence. *Communications on Pure and Applied Mathematics*. 1990. Vol. 43, no. 8, p. 999–1036.
8. GERASIMOV, Tymofiy and DE LORENZIS, Laura. Numerical implementation of phase-field models of brittle fracture. In : *Modeling in engineering using innovative numerical methods for solids and fluids*. Springer International Publishing, 2020. CISM international centre for mechanical sciences. ISBN 978-3-030-37517-1. Available from: <https://www.springerprofessional.de/en/numerical-implementation-of-phase-field-models-of-brittle-fractu/17664414>

Library Catalog: [www.springerprofessional.de](http://www.springerprofessional.de)

9. MIEHE, Christian, HOFACKER, Martina and WELSCHINGER, Fabian. A phase field model for rate-independent crack propagation: Robust algorithmic implementation based on operator splits. *Computer Methods in Applied Mechanics and Engineering*. 15 November 2010. Vol. 199, no. 45, p. 2765–2778. DOI [10.1016/j.cma.2010.04.011](https://doi.org/10.1016/j.cma.2010.04.011). Available from: <http://www.sciencedirect.com/science/article/pii/S0045782510001283>
10. FOREST, Samuel. Micromorphic approach for gradient elasticity, viscoplasticity, and damage. *Journal of Engineering Mechanics*. 2009. Vol. 135, no. 3, p. 117–131. DOI [10.1061/\(ASCE\)0733-9399\(2009\)135:3\(117\)](https://doi.org/10.1061/(ASCE)0733-9399(2009)135:3(117)).
11. BHARALI, Ritukesh. Computational homogenisation and solution strategies for phase-field fracture. PhD thesis. Gothenburg, Sweden : Chalmers university of technology, 2021.
12. FOREST, Samuel and LORENTZ, Eric. Localization phenomena and regularization methods. In : BESSON, J. [ed.], *Local approach to fracture*. Les presses de l'école des mines de paris, 2004. p. 311–371. Ecole d'été "mécanique de l'endommagement et approche locale de la rupture" (MEALOR), juillet 2004. Available from: <https://hal.archives-ouvertes.fr/hal-00164479>
13. AMBROSIO, Luigi and TORTORELLI, Vincenzo Maria. Approximation of functional depending on jumps by elliptic functional via t-convergence. *Communications on Pure and Applied Mathematics*. 1990. Vol. 43, no. 8, p. 999–1036.

Publisher: Wiley Online Library