



HAL
open science

Understanding and parametrizing downscaling and mixing analyses from altimeter-derived oceanic currents

Valentin Resseguier, Bertrand Chapron, Etienne Mémin

► To cite this version:

Valentin Resseguier, Bertrand Chapron, Etienne Mémin. Understanding and parametrizing downscaling and mixing analyses from altimeter-derived oceanic currents. LPS 2022 - Living Planet Symposium, May 2022, Bonn, Germany. pp.1. hal-03709380

HAL Id: hal-03709380

<https://hal.science/hal-03709380>

Submitted on 29 Jun 2022

HAL is a multi-disciplinary open access archive for the deposit and dissemination of scientific research documents, whether they are published or not. The documents may come from teaching and research institutions in France or abroad, or from public or private research centers.

L'archive ouverte pluridisciplinaire **HAL**, est destinée au dépôt et à la diffusion de documents scientifiques de niveau recherche, publiés ou non, émanant des établissements d'enseignement et de recherche français ou étrangers, des laboratoires publics ou privés.

Understanding and parametrizing downscaling and mixing analyses from altimeter-derived oceanic currents

V. Resseguier, B. Chapron, E. Mémin

ABSTRACT

Ocean eddies play an important role in the transport of heat, salt, nutrients or pollutants. During a finite-time advection, the gradients of these tracers can increase or decrease, depending on finite-time Lyapunov exponents (FTLE). Numerous studies on mixing and/or tracer downscaling methods rely on satellite altimeter-derived ocean velocities. Filtering most oceanic small-scale eddies, those resulting Eulerian velocities are often stationary during the characteristic time of tracer gradient growth (~ 1 week). Using finite-time advectons, the averaged tracer gradients can then only increase. Thus, such methods can be described analytically & are sometimes unrealistic.




Figure 1 : SST measured by satellite (left) and after 10-day advection downscaling (right) (1st of January 2011, lon = 130° ± 5°, lat = 45° ± 3°)

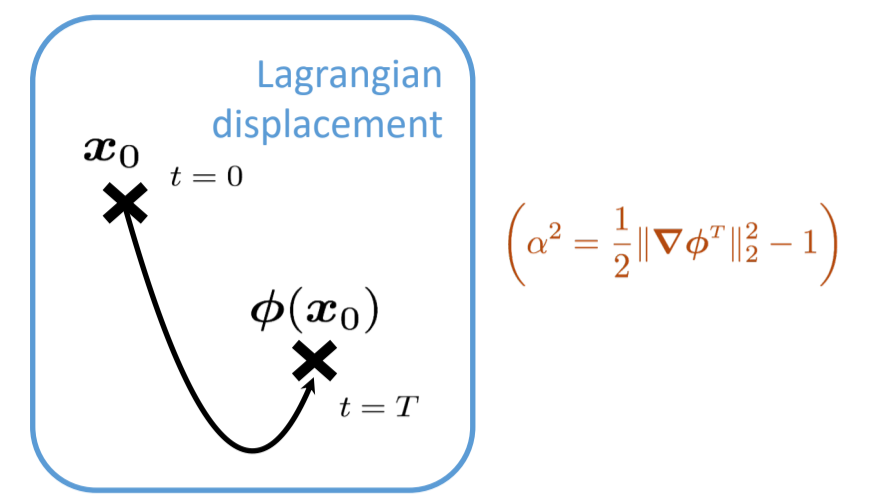
ANALYTIC DESCRIPTION

Tracer stretching $\overline{\|\nabla T\|^2} = ?$ ($\bar{\cdot}$: spatial average)

Assumption 1: low-spatial resolution of SSH and SST

$$\frac{\overline{\|\nabla T\|^2}}{\|\nabla T_0\|^2} \approx 1 + \overline{\alpha^2} (> 1)$$

Local growth rate of gradient strengthening (related to FTLE)



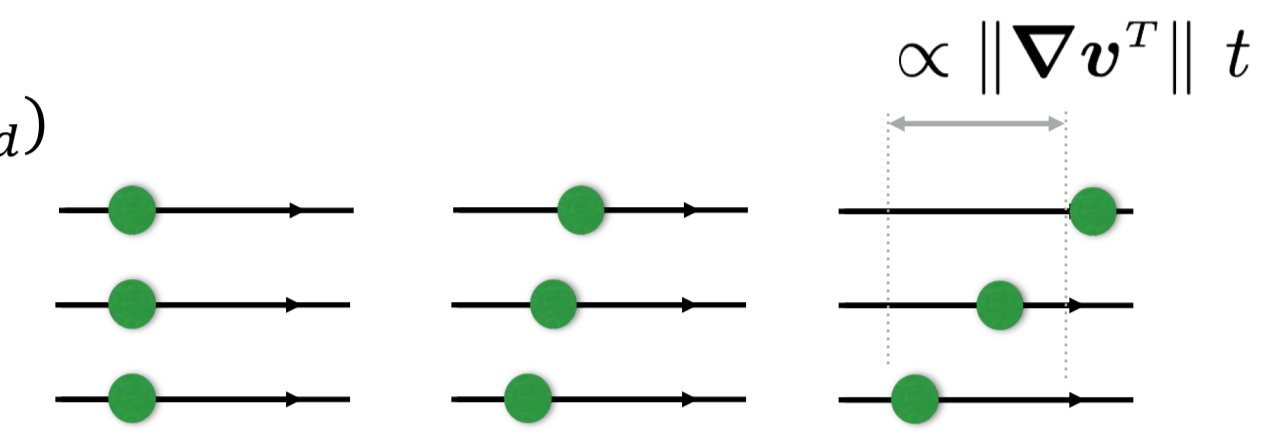
Stretching growth rate $\alpha^2(x, t) = ?$ (t : advection duration)

How to estimate it from a single velocity snapshot $v(x, t = 0)$?

Assumption 2: low-temporal resolution of SSH


- Small streamline curvature ($R(x) \leq R_{threshold}$)

> Stretching by velocity shear $\alpha \approx \frac{t}{\tau_s(x)}$

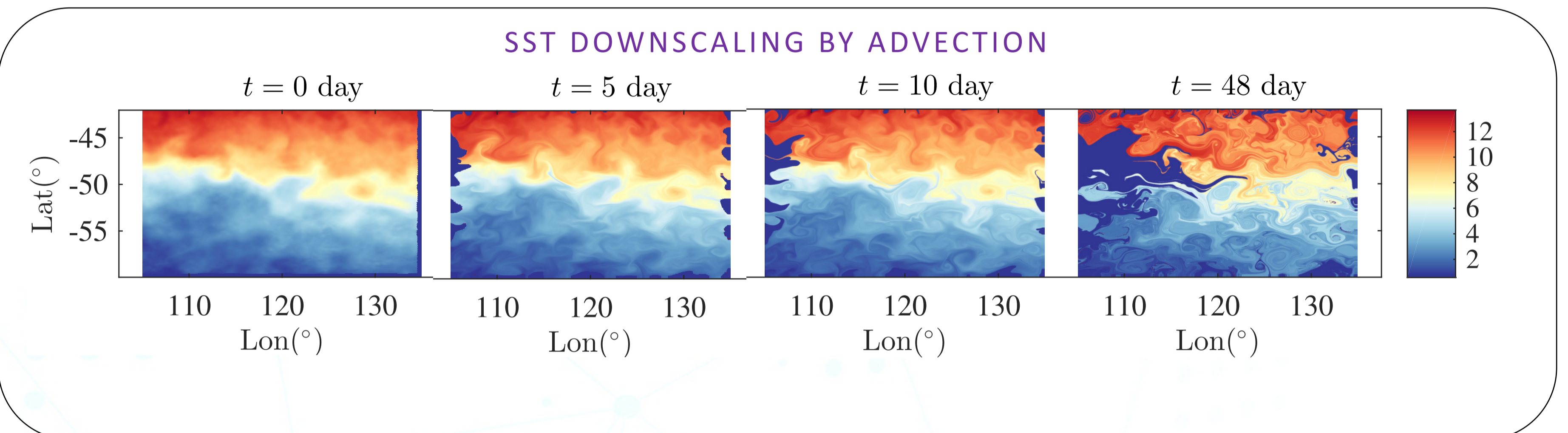
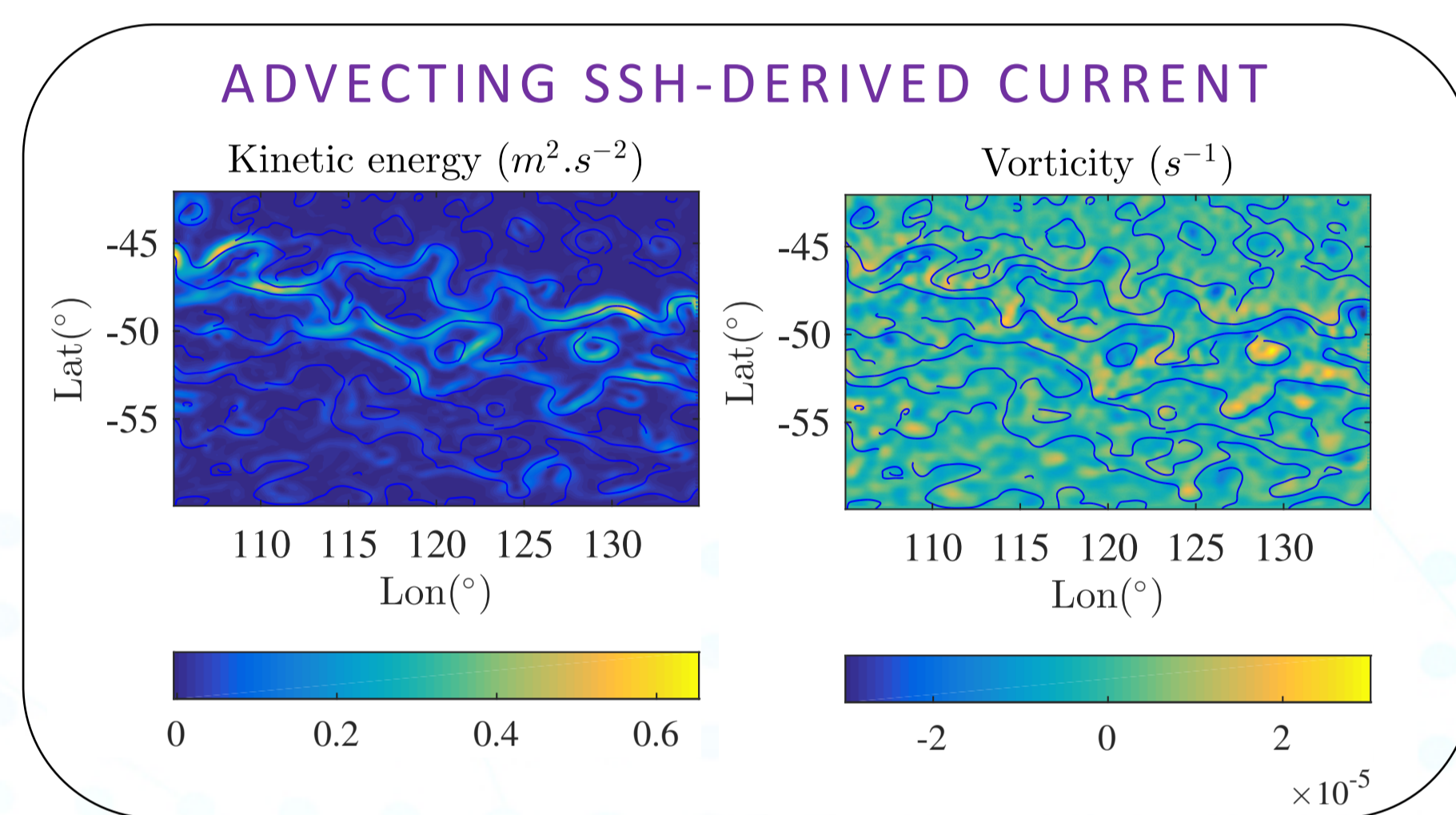


- Large streamline curvature ($R(x) > R_{threshold}$)

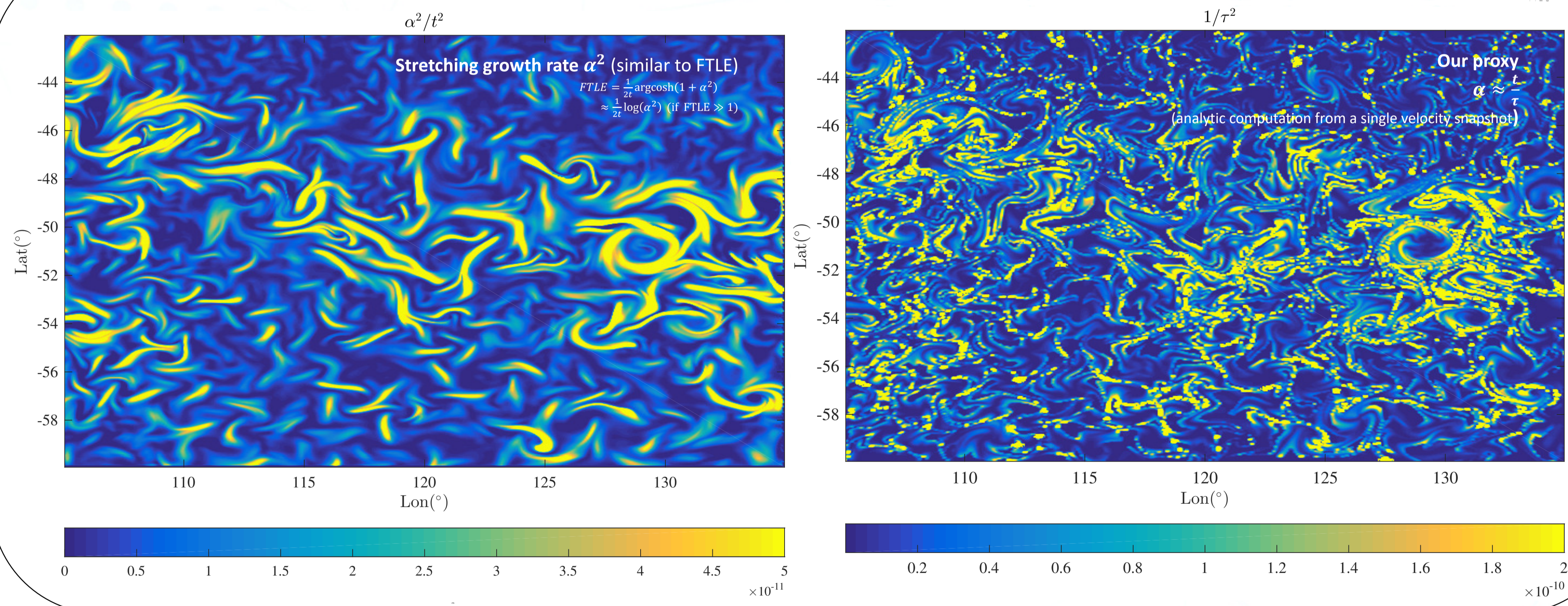
> Stationary convective cells with shear of angular velocity $\alpha \approx \frac{t}{\tau_f(x)}$



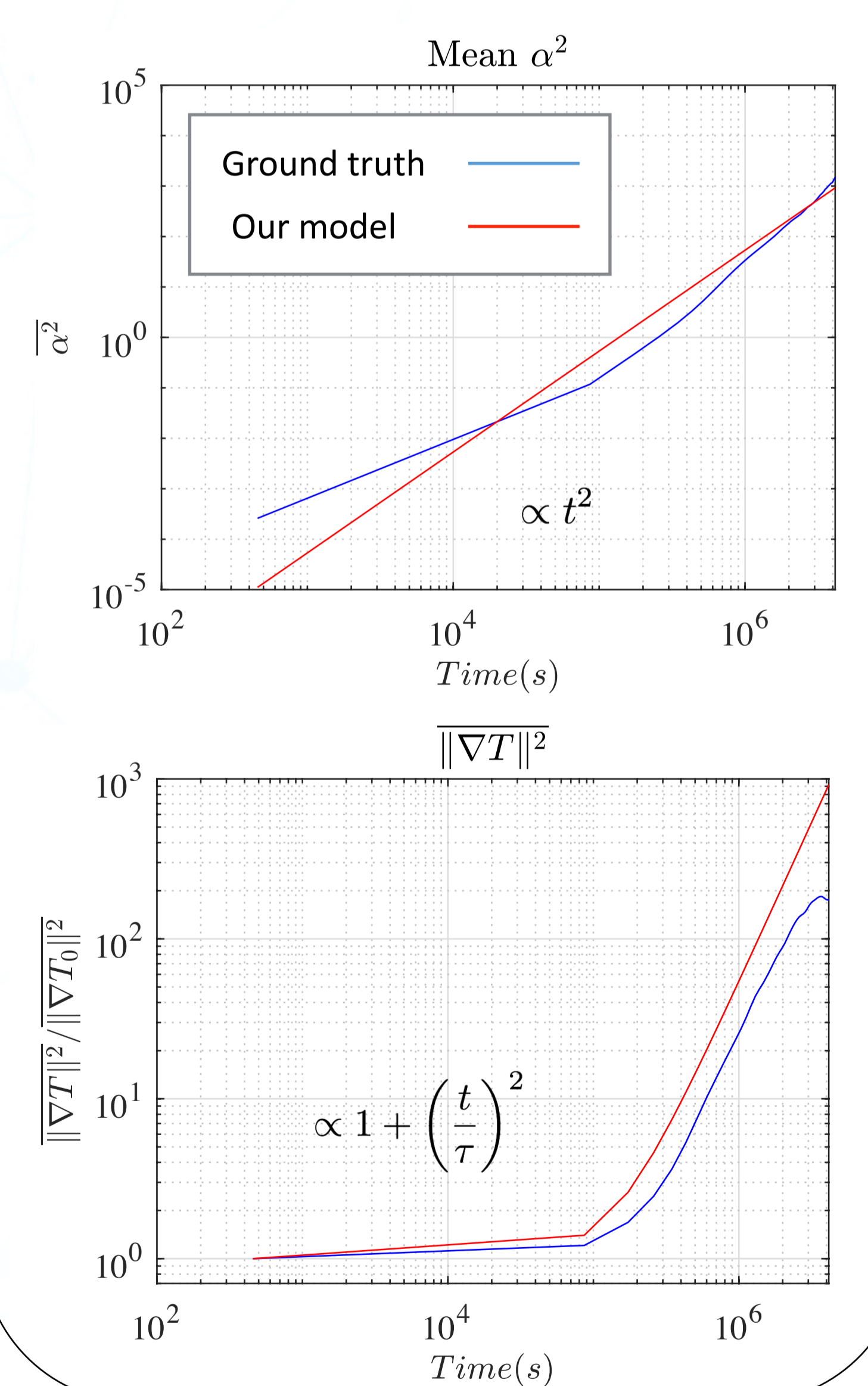
RESULTS WITH SATELLITE IMAGES



SPATIAL DISTRIBUTION OF STRETCHING GROWTH RATE AND ITS PROXY



TEMPORAL EVOLUTION OF STRETCHING AND ITS PROXY



Reference

Resseguier, V., Chapron, B., & Memin, E. (2022). Effects of smooth divergence-free flows on tracer gradients and spectra: Eulerian prognosis description. *Journal of Physical Oceanography*, 52(1), 53-74.

CONCLUSION

Using finite-time advectons by the SSH-derived surface oceanic currents, the averaged tracer gradients can then only increase – possibly without bound – with local growth rate independent of the initial coarse-scale tracer distribution.

The key mixing processes are then only governed by locally uniform shears and foldings around stationary convective cells.

To predict the tracer deformations and the evolution of their 2nd-order statistics ($\overline{\|\nabla T\|^2}$, SST spectrum, etc), an efficient proxy is proposed. Applied to a single velocity snapshot, this proxy extends the Okubo-Weiss criterion. For the Lagrangian advection-based downscaling methods, it successfully predicts the evolution of tracer spectral energy density after a finite time, and the optimal time to stop the downscaling operation.