



HAL
open science

Inhibitory neurons stabilise the formation of neural assemblies via adaptation and selective stimuli

Raphaël Bergoin, Gorka Zamora-López, Alessandro Torcini, Mathias Quoy

► To cite this version:

Raphaël Bergoin, Gorka Zamora-López, Alessandro Torcini, Mathias Quoy. Inhibitory neurons stabilise the formation of neural assemblies via adaptation and selective stimuli. Workshop: The interplay of complex and coherent dynamics in brain function, May 2022, Cergy-Pontoise, France. , 2022. hal-03703467

HAL Id: hal-03703467

<https://hal.science/hal-03703467>

Submitted on 25 Apr 2023

HAL is a multi-disciplinary open access archive for the deposit and dissemination of scientific research documents, whether they are published or not. The documents may come from teaching and research institutions in France or abroad, or from public or private research centers.

L'archive ouverte pluridisciplinaire **HAL**, est destinée au dépôt et à la diffusion de documents scientifiques de niveau recherche, publiés ou non, émanant des établissements d'enseignement et de recherche français ou étrangers, des laboratoires publics ou privés.



Distributed under a Creative Commons Attribution 4.0 International License

Inhibitory neurons stabilise the formation of neural assemblies via adaptation and selective stimuli

Raphaël Bergoin, Alessandro Torcini, Gustavo Deco, Mathias Quoy and

Gorka Zamora-López
raphael.bergoin@upf.edu



Context

Inhibition has a determining role in the dynamics and in the adaptation capacity of the brain. Although many studies with **coupled oscillator** models attempt to simulate this mechanism, few consider the case of **distinct inhibitory units adapting** their synaptic weights and thus impacting the network state. Therefore, this work aims at studying the impact of **inhibition** on the **synchronization** and the **structure of coupled oscillator networks** under the influence of **adaptation**.

Model

Network of theta neurons all-to-all connected [2]:

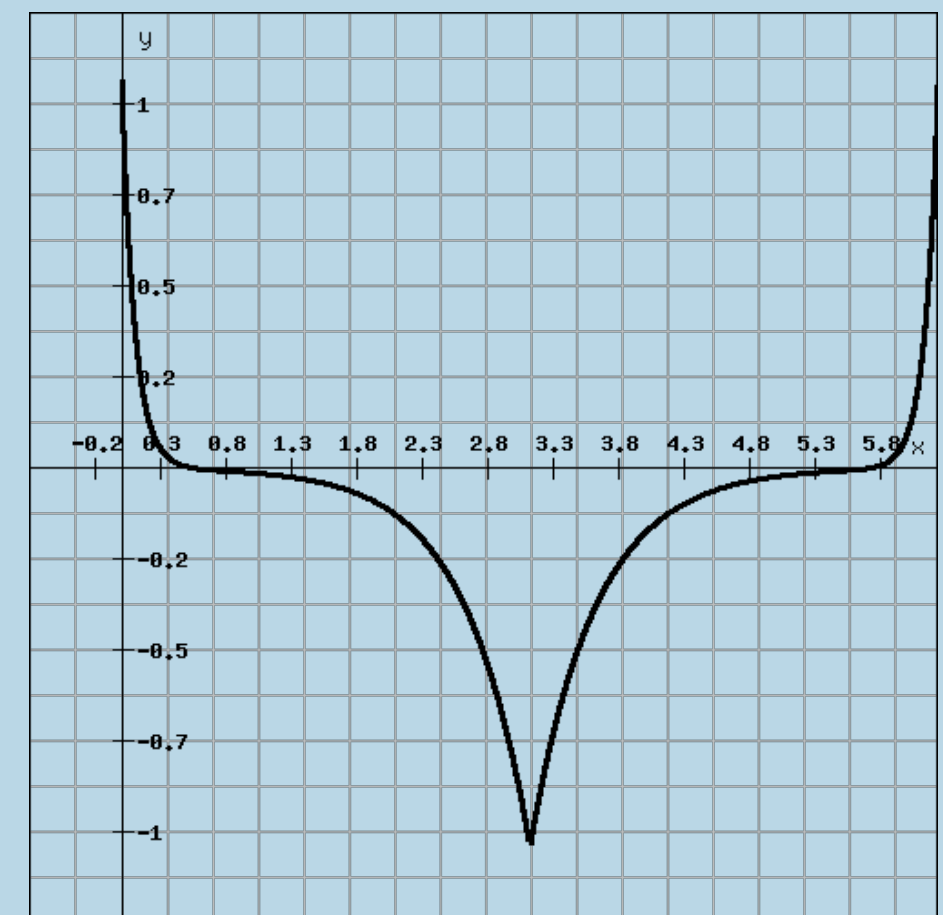
$$\frac{d\theta_i}{dt} = (1 - \cos(\theta_i)) + (1 + \cos(\theta_i))[\eta_i + \frac{g}{N} (\sum_{j=1}^N \kappa_{ij} \sin(\theta_j - \theta_i)) + I_i(t) + \xi_i(t)]$$

Weights adaptation:

$$\begin{aligned} \text{E}_j \rightarrow \text{E}_i \quad \frac{d\kappa_{ij}}{dt} &= [\epsilon_1 + \epsilon_2 H(I_j(t))] (\kappa_{ij} - 0) * (1 - \kappa_{ij}) * \Lambda(\Delta\theta) \\ \text{E}_j \rightarrow \text{I}_i \quad \frac{d\kappa_{ij}}{dt} &= \epsilon_1 (\kappa_{ij} - 0) * (1 - \kappa_{ij}) * \Lambda(\Delta\theta) \\ \text{I}_j \rightarrow \text{E}_i \quad \frac{d\kappa_{ij}}{dt} &= \epsilon_1 (\kappa_{ij} + 1) * (0 - \kappa_{ij}) * \Lambda(\Delta\theta) \end{aligned}$$

with $\epsilon_1 \ll \epsilon_2 \ll 1$ the learning rates for slow and fast adaptations

Symmetric phase difference-dependent plasticity rule [1, 3, 4]:

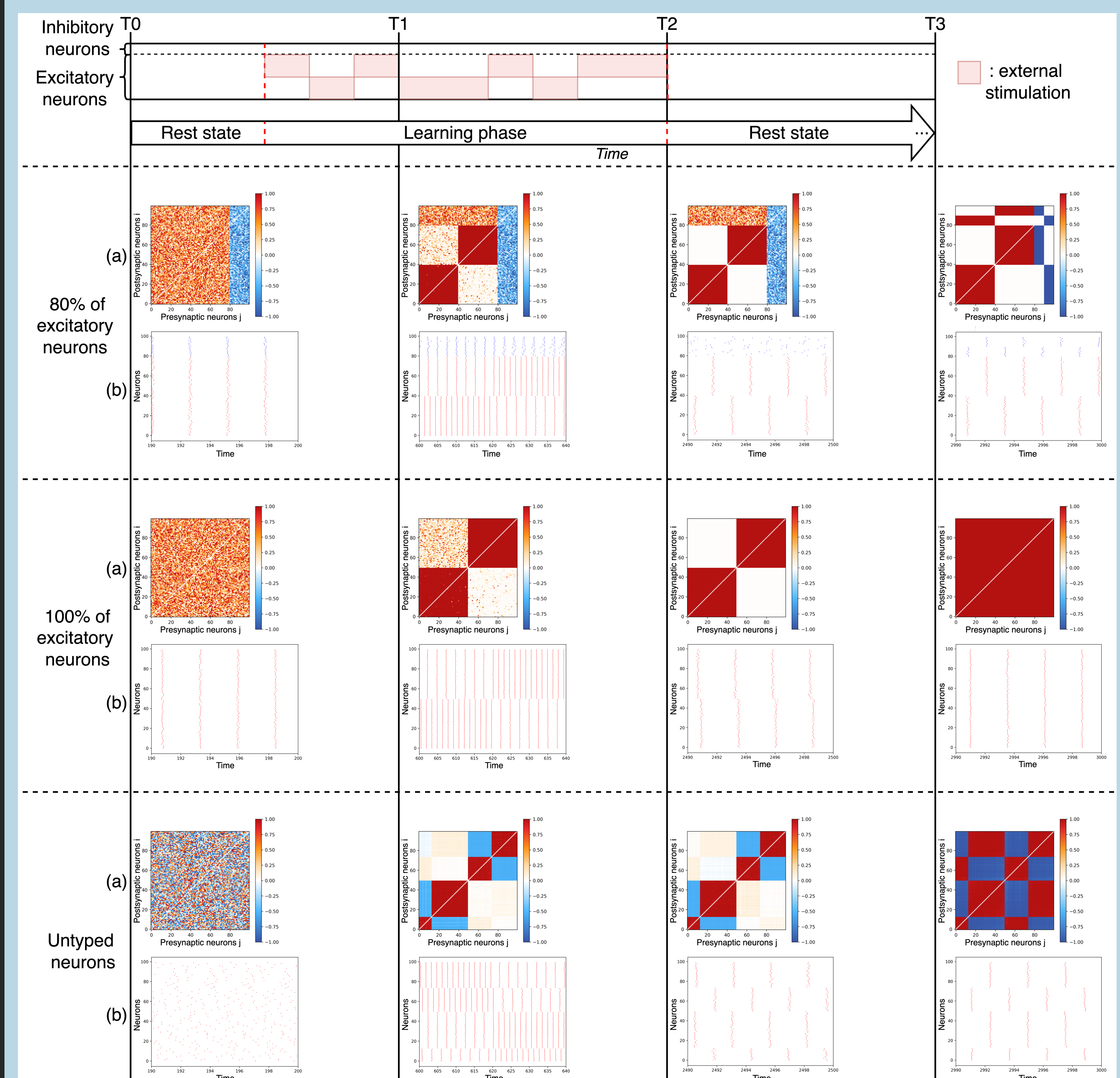


$$\Lambda(\Delta\theta) = \begin{cases} e^{-\frac{\Delta\theta}{0.1}} - e^{-\frac{\Delta\theta-\pi}{0.5}}, & \text{if } 0 \leq \Delta\theta < \pi \\ e^{-\frac{\Delta\theta-2\pi}{0.1}} - e^{-\frac{\Delta\theta-\pi}{0.5}}, & \text{if } \pi \leq \Delta\theta < 2\pi \end{cases}$$

with $\Delta\theta = |\theta_j - \theta_i|$

Maintaining and consolidating structures

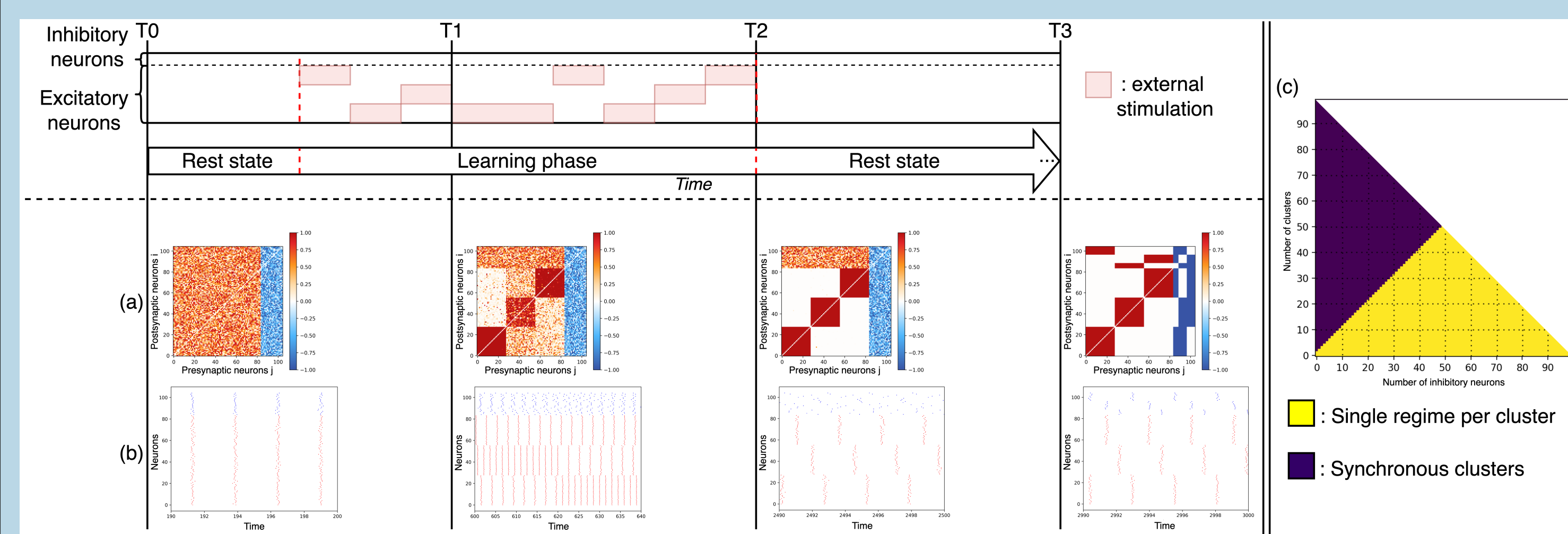
Learning based on the **spatio-temporal correlations** of inputs $I_i(t)$.
Evolution of the network at rest in the **short and long term**.



(a) Weight matrices, (b) Spikes of neurons

Multi-cluster learning

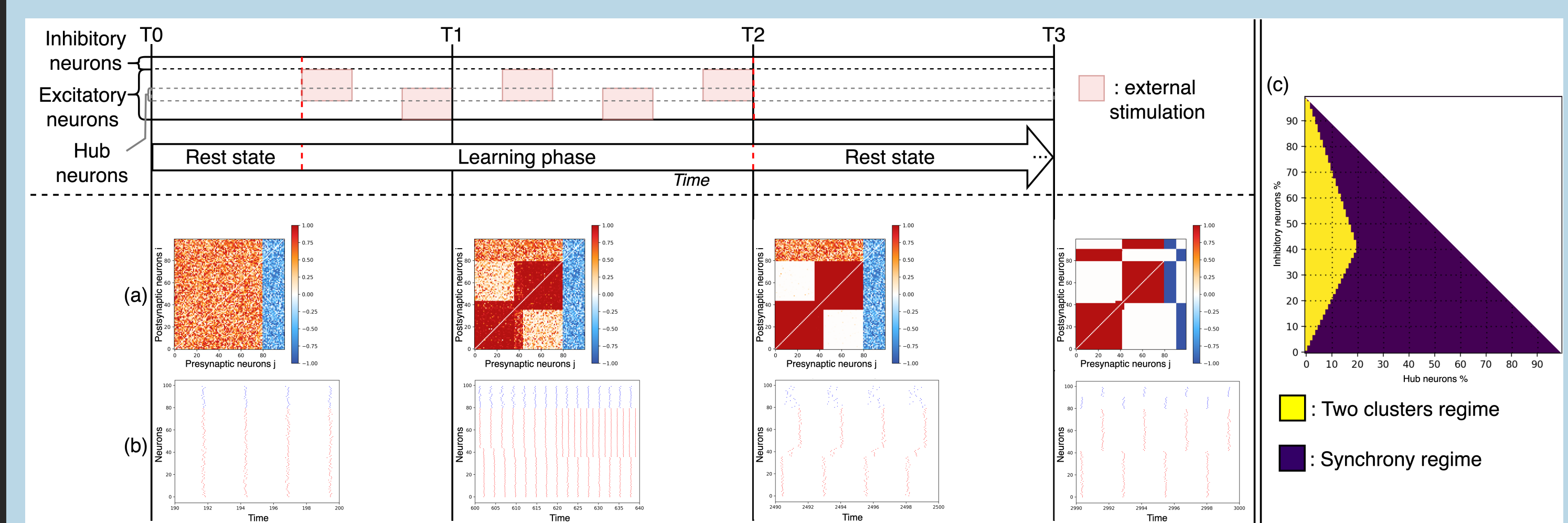
3 clusters = 3 regimes → How many clusters maintained at most?
Theoretical limit: M clusters for $(M - 1)$ inhibitory neurons.



(a) Weight matrices, (b) Spikes of neurons, (c) Generalization to multiple clusters

Overlapping clusters

Creation of hub neurons → How many stable hub neurons at most?
Theoretical limit: M hub neurons for $(2M + 1)$ inhibitory neurons.



(a) Weight matrices, (b) Spikes of neurons, (c) Generalization to multiple hub neurons

Discussion

- The creation of **clusters** is induced by the **spatio-temporal correlations** of the stimuli applied to the network and by the resulting **adaptation** mechanism, thus maintaining a certain **synchrony** in them.
- By preserving a specific dynamics to each cluster, **inhibitory** neurons allow to **maintain** and **reinforce** the learned structure over the **long term** → memory consolidation.
- The amount of **inhibitory** neurons is related to the quantity of **clusters/informations** possible to **retain** and to the number of **hub neurons** for **integration** → memory capacity of the network.

References

- Rico Berner. Patterns of synchrony in complex networks of adaptively coupled oscillators. (2020).
- G Bard Ermentrout and Nancy Kopell. Parabolic bursting in an excitable system coupled with a slow oscillation. *SIAM journal on applied mathematics*, 46(2):233-253, 1986.
- Leonhard Lücken, Oleksandr V Popovych, Peter A Tass, and Serhiy Yanchuk. Noise-enhanced coupling between two oscillators with long-term plasticity. *Physical Review E*, 93(3):032210, 2016.
- Jafar Shamsi, Maria José Avedillo, Bernabe Linares-Barranco, and Teresa Serrano-Gotarredona. Oscillatory hebbian rule (ohr): An adaption of the hebbian rule to oscillatory neural networks. In *2020 XXXV Conference on Design of Circuits and Integrated Systems (DCIS)*, pages 1-6. IEEE, 2020.