



**HAL**  
open science

# A simple equivalent plate model for dynamic bending stiffness of three-layer sandwich panels with shearing core

U. Arasan, F. Marchetti, F. Chevillotte, L. Jaouen, D. Chronopoulos,  
Emmanuel Gourdon

## ► To cite this version:

U. Arasan, F. Marchetti, F. Chevillotte, L. Jaouen, D. Chronopoulos, et al.. A simple equivalent plate model for dynamic bending stiffness of three-layer sandwich panels with shearing core. *Journal of Sound and Vibration*, 2021, 500, pp.116025. 10.1016/j.jsv.2021.116025 . hal-03701920

**HAL Id: hal-03701920**

**<https://hal.science/hal-03701920>**

Submitted on 10 Mar 2023

**HAL** is a multi-disciplinary open access archive for the deposit and dissemination of scientific research documents, whether they are published or not. The documents may come from teaching and research institutions in France or abroad, or from public or private research centers.

L'archive ouverte pluridisciplinaire **HAL**, est destinée au dépôt et à la diffusion de documents scientifiques de niveau recherche, publiés ou non, émanant des établissements d'enseignement et de recherche français ou étrangers, des laboratoires publics ou privés.



Distributed under a Creative Commons Attribution - NonCommercial 4.0 International License

1 A simple equivalent plate model for dynamic bending  
2 stiffness of three-layer sandwich panels with shearing  
3 CORE

4 U. Arasan<sup>a,b,c,\*</sup>, F. Marchetti<sup>a</sup>, F. Chevillotte<sup>a,\*</sup>, L. Jaouen<sup>a</sup>, D.  
5 Chronopoulos<sup>b</sup>, E. Gourdon<sup>c</sup>

6 <sup>a</sup>*Matelys - Research Lab, F-69120 Vaulx-en-Velin, France*

7 <sup>b</sup>*Institute for Aerospace Technology and The Composites Group, University of*  
8 *Nottingham, University Park, NG7 2RD, UK*

9 <sup>c</sup>*Université de Lyon, ENTPE, LTDS UMR CNRS 5513, 3 rue Maurice Audin, 69518*  
10 *Vaulx-en-Velin Cedex, France*

---

11 **Abstract**

Equivalent or condensed plate models are being used in various industries to reduce the computation time in finite element modelling. Out of the available equivalent plate models, the model developed by J.L.Guyader in 1978 exhibits high agreement with Lamb wave theory but it requires some time for implementation. Therefore, in this paper, a simple model is proposed to quickly compute the dynamic equivalent parameters of a three-layer sandwich panel. Although the model is formulated from only four parameters, which could be easily computed via the asymptotic and transition behaviours of the sandwich panel, it is shown to be able to capture the equivalent dynamic response for the entire frequency range.

12 *Keywords:* Sandwich panels, Equivalent plate model, Flexural rigidities,  
13 Wavenumbers

---

\*Corresponding authors:

*Email addresses:* [arasan.uthaysuriyan@matelys.com](mailto:arasan.uthaysuriyan@matelys.com) (U. Arasan),  
[fabien.chevillotte@matelys.com](mailto:fabien.chevillotte@matelys.com) (F. Chevillotte)

14 **Nomenclature**

Symbol	Unit	Definition
$h$	mm	Thickness
$h_t$	mm	Total thickness
$\rho$	kg m <sup>-3</sup>	Density
$M$	kg m <sup>-2</sup>	Total surfacic mass
$E$	GPa	Young's modulus
$E_{eq}$	GPa	Dynamic Young's modulus
$G$	GPa	Shear modulus
$\nu$	-	Poisson's ratio
$\eta$	-	Loss/damping factor
$\eta_{eq}$	-	Dynamic loss/damping factor
$D$	N m	Bending stiffness
$D_{eq}$	N m	Dynamic bending stiffness
$D_{low}$	N m	Low-frequency asymptote of dynamic bending stiffness
$D_{high}$	N m	High-frequency asymptote of dynamic bending stiffness
$D_T$	N m	Bending stiffness at transition frequency
$f$	Hz	Frequency
$\omega$	rad s <sup>-1</sup>	Cyclic frequency
$f_T$	Hz	Transition frequency
$\widetilde{f_T}$	Hz	Approximate and simpler form of transition frequency
$R$	-	Slope factor at transition frequency
$k$	rad m <sup>-1</sup>	Wavenumber
$k_{eq}$	rad m <sup>-1</sup>	Equivalent bending wavenumber

15 **1. Introduction**

16 Multi-layered partitions have been commonly used in recent years to en-  
17 hance sound comfort and noise attenuation. Sandwich composites which can  
18 exhibit high stiffness and damping with lightweight are widely employed in  
19 the transportation and building industries. This type of multi-layer is also  
20 called laminate and is often made up of three layers. One soft layer em-  
21 bedded between two hard skins. This kind of laminate enables to ensure  
22 a bending rigidity while increasing the dissipation by forcing the shear of  
23 the viscoelastic core. Automotive [1] and aerospace [2] industries also use  
24 sandwich structures as a passive way to reduce the structure-borne noise.  
25 Constrained layers are typically used in automobile, aircraft and railway in-  
26 dustries to improve the damping response of the vibrating systems. In civil  
27 applications, acoustic plasterboards (with high-density core) are used to im-  
28 prove the sound insulation performance.

29 Due to the increasing number of applications of multi-layer structures,  
30 there are many models available in the literature to predict their responses  
31 and these models are broadly categorized into three groups [3, 4]. They are  
32 1) Equivalent Single Layer (ESL) models that describe the motion of multi-  
33 layer plate as a displacement field of a single layer [5–10], 2) Layer-Wise (LW)  
34 models that describe the kinematics field in each layer [11–18] and 3) Hybrid  
35 or Zig-Zag models that make use of the advantages of the two other groups  
36 theories [19–24]. These models are applied to describe the behaviour of the  
37 multilayer. Then, from the results of these models, equivalent methodologies  
38 are applied to condense the behaviour of the multi-layer structure into an  
39 equivalent single-layer governed by frequency-dependent properties. These  
40 equivalent properties (or apparent properties [25, 26]) serve the advantage  
41 of reducing the computation time when they are used in a finite element  
42 modelling for example.

43 Based on the strain energy approach, a simple equivalent thin plate model  
44 was developed [27–29] (typically known as RKU model in the field) for a  
45 three-layer structure where the core layer is assumed to behave only with  
46 shear motion (which contributes for energy dissipation) and other two layers  
47 are assumed to behave only with bending motion. Due to this assumption,  
48 RKU model requires to know beforehand if each layer works in bending or  
49 shear and usually overestimates the equivalent bending stiffness and under-  
50 estimates the equivalent loss factor [30]. Kurtze and Watters [31] developed  
51 a theoretical model to analyse the natural wave propagation inside a sym-  
52 metric sandwich panel made of thicker core, compared to skins, based on the  
53 total impedance obtained from the bending and shear contributions of skins  
54 and core respectively. The speed of the propagating wave was computed  
55 from impedance-based dispersive relation and dynamic bending stiffness was  
56 computed from the wave speed. Recently, Zarraga et al. [32, 33] proposed a  
57 new equivalent plate model for a three-layer system based on the considera-  
58 tion of the low-frequency bending and shear contributions. It may be noted  
59 that this model does not account for the high-frequency bending behaviour  
60 controlled by the inner bending of the skins and does not exhibit the correct  
61 behaviour of a three-layer system at higher frequencies. Boutin and Viverge  
62 [34] used the homogenization of symmetric sandwich structure to analyse the  
63 asymptotic behaviours but this approach does not provide a dynamic model  
64 valid for the entire frequency range. Guyader and Cacciolati [35] developed  
65 an equivalent plate model (which would be referred to as Guyader model in  
66 this work hereafter) based on the previous work by Guyader and Lesueur  
67 [19, 20] of a hybrid model for multi-layer structures of  $n$ -layers. The equiva-  
68 lent methodology consists in assuming that the multilayer behaves as a thin  
69 plate under Love-Kirchhoff’s theory. As a result, an equivalent parameter

70 corresponding to the flexural rigidity of the thin plate can be identified as a  
71 function of frequency. It may be noted that, even though the equivalent plate  
72 models assume the multi-layer plate as equivalent Love-Kirchhoff plate, they  
73 account for both bending and shear motions of multi-layer plate (but not  
74 necessarily in each layer) through the frequency dependant flexural rigidity.  
75 Since Guyader model describes two anti-symmetric motions (bending and  
76 shear) in each layer, it exhibits high agreement with an exact model based  
77 on Lamb waves [36] until the frequencies where symmetric motions are no  
78 longer negligible. Marchetti et al. [37] have recently extended the Guyader  
79 model for composite structures of orthotropic layers.

80 Among the above mentioned analytical models available, Guyader model  
81 might be more appropriate to analyse the vibroacoustic performance of a  
82 three-layer system of isotropic materials which are commonly used across var-  
83 ious industries. Although Guyader model performs better compared to the  
84 other equivalent plate models, it often requires some initial work for imple-  
85 mentation as it requires many constant coefficients to be defined. Addition-  
86 ally, it also requires the symbolic computation of solutions from a non-linear  
87 equation which further requires solution tracing techniques to correctly cap-  
88 ture the physically meaningful solution for the dynamic bending stiffness.  
89 Therefore, in this paper, a simple dynamic model for sandwich structure  
90 based on its asymptotic behaviours is proposed to reconstruct the dynamic  
91 response of the structure in a similar manner of the principles used for the  
92 modelling of porous media [38] or the length correction of perforated plates  
93 [39].

94 The present work is organised with two main sections: first, development  
95 of a simple model to find the dynamic equivalent bending stiffness of a three-  
96 layer sandwich panel is presented; then the results obtained using this new  
97 model are compared with the Guyader model for validation.

## 98 **2. Development of a simple model to compute equivalent bending** 99 **stiffness of a three-layer sandwich panel**

### 100 *2.1. Dynamic behaviour of a three-layer sandwich panel*

101 For the theoretical development of the proposed model, Fig. 1 is used to  
102 schematically represent a generic three-layer sandwich panel of infinite extent.  
103 The  $i$ -th layer of the sandwich panel is assumed to be made of isotropic ma-  
104 terial with thickness  $h_i$ , Young's modulus  $E_i$ , mass density  $\rho_i$ , Poisson's ratio  
105  $\nu_i$  and loss/damping factor  $\eta_i$ . It is further assumed that only anti-symmetric  
106 motions (i.e, bending, shear and membrane motions) are considered for the  
107 analysis. Different configurations of layers are considered in this work using  
108 the materials (aluminium, steel, plasterboard, shear layer and polymer) listed

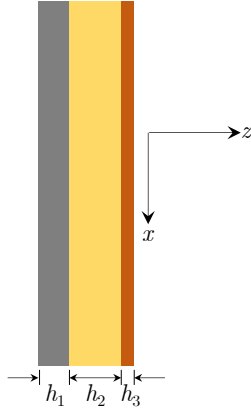


Figure 1: Schematic representation of the cross-section of a generic three-layer sandwich panel. The panel is assumed to be of infinite extent along the  $x$ -axis.

109 in Table 1. The shear layer corresponds to a layer that is sufficiently soft  
 110 to exhibit shearing effects but still rigid enough to avoid compressional or  
 111 dilatational effects. The asymptotic behaviours on the natural propagating  
 112 wavenumber of the sandwich panel for different configurations are observed.  
 113 If all three layers are of the same material, the sandwich could be considered  
 114 as a homogeneous isotropic single layer. For this configuration, the natural  
 115 propagating wavenumber is computed from the first-order shear deformation  
 116 plate theory [5–7] and it is observed from Fig. 2a that the natural propagat-  
 117 ing wavenumber has low and high frequency asymptotes corresponding to the  
 bending and shear motions of the panel. In case of a sandwich panel made

Table 1: Material properties of few typical elastic isotropic layers used in this paper

Properties	Aluminium	Steel	Plasterboard	Shear layer	Polymer
$\rho$ ( $\text{kg m}^{-3}$ )	2780	7800	700	200	580
$E$ (GPa)	71	210	3	0.1	0.25
$\eta$	0.01	0.005	0.08	0.5	0.05
$\nu$	0.3	0.3	0.22	0.33	0.33

118 of two stiff skins (5 mm aluminium each) bonded together with a shear layer  
 119 of thickness 10 mm, the asymptotic behaviour of the natural propagating  
 120 wavenumber is observed to be different from that of the isotropic single layer  
 121 as shown in Fig. 2b. Furthermore, the natural propagating wavenumber of a  
 122 three-layer sandwich panel could be characterized by the properties of three  
 123 zones namely low-frequency, transition and high-frequency regions [40].  
 124

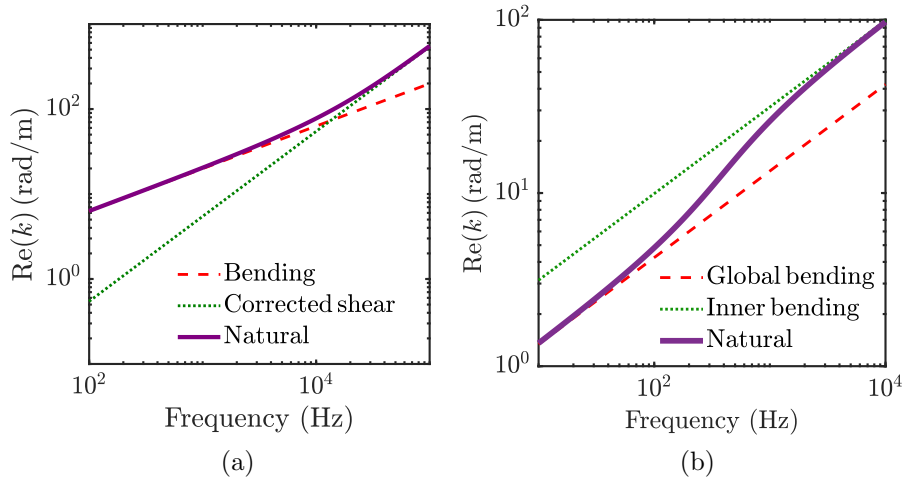


Figure 2: Natural propagating wavenumbers for (a) plasterboard of 25 mm (b) aluminium (5 mm)/shear layer (10 mm)/aluminium (3 mm) sandwich structure of infinite extent (material properties are listed in Table 1).

125 The low and high frequency asymptotes correspond to the global and  
 126 inner bending behaviours respectively [34]. The term “global bending” de-  
 127 scribes the bending behaviour of a three-layer sandwich panel where each  
 128 layer contributes for the total bending. In case of “inner bending”, only the  
 129 outer layers (i.e, skins) contribute for the bending behaviour. One could note  
 130 that the natural propagating wavenumber of the sandwich panel in Fig. 2b  
 131 is computed from the equivalent plate model by [19, 20, 35] and this can also  
 132 be computed from other models [17, 27–29] in the literature.

### 133 2.2. Proposal of a sigmoid model

134 We can observe that the equivalent bending stiffness, computed from  
 135 Guyader model, has the shape of a sigmoid function for both symmetric and  
 136 asymmetric sandwich structures of different configurations (Fig. 3). Thus,  
 137 the goal of this paper consists in describing the equivalent parameter using  
 138 this function. The sigmoid function is defined by four characteristic param-  
 139 eters ( $D_{\text{low}}$ ,  $D_{\text{high}}$ ,  $f_T$  and  $R$ ) as shown in Fig. 4. Hence, the following expres-  
 140 sion is proposed for the equivalent bending stiffness of a sandwich structure  
 141 made of isotropic layers,

$$\log_{10} D_{\text{eq}}(f) = \frac{f_T^R \log_{10} D_{\text{low}} + f^R \log_{10} D_{\text{high}}}{f^R + f_T^R}, \quad (1)$$

142 where  $f = \omega/(2\pi)$ ,  $D_{\text{low}}$ ,  $D_{\text{high}}$ ,  $f_T$  and  $R$  are excitation frequency, low-frequency  
 143 and high-frequency dynamic bending stiffness asymptotes, transition fre-  
 144 quency and slope factor at transition frequency respectively.

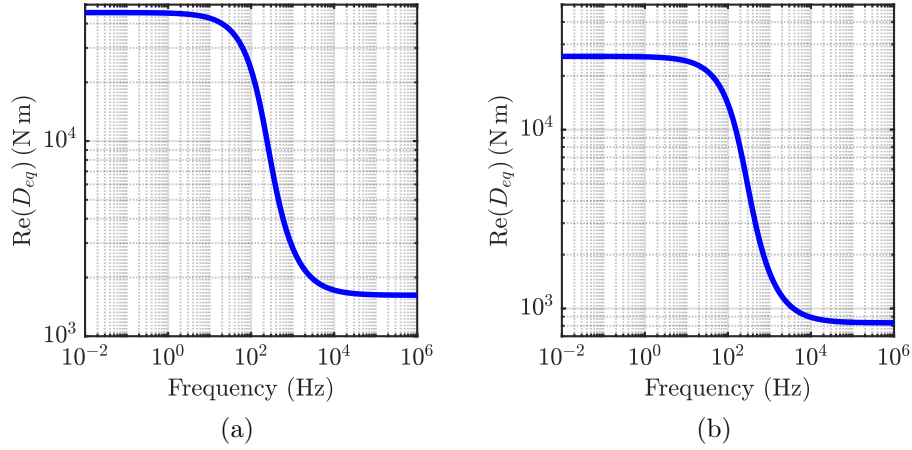


Figure 3: Equivalent bending rigidity profile obtained from Guyader equivalent plate model for (a) aluminium (5 mm)/shear layer (10 mm)/aluminium (5 mm) (b) steel (1 mm)/shear layer (10 mm)/aluminium (5 mm) sandwich structures of infinite extent.

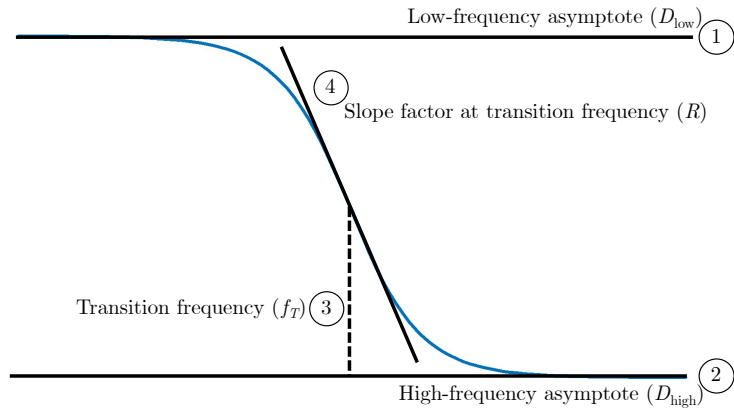


Figure 4: Schematic representation of the profile of the proposed sigmoid model and its four characteristic parameters to describe equivalent bending stiffness of a sandwich structure made of isotropic layers.



145 In the following subsections, these characteristic parameters will be de-  
 146 rived based on the relationship between the equivalent bending stiffness and  
 147 material properties of the sandwich panel (Eq. (2)), given by Guyader and  
 148 Cacciolati [35] to compute the equivalent bending stiffness of a multi-layer  
 149 structure.

$$A_4 D^{3/2} + A_3 D - A_1 A_4 D^{1/2} - A_1 A_3 + A_2 = 0, \quad (2)$$

150 where  $A_1 = \lambda_1 - \frac{\lambda_5^2}{\lambda_3}$ ,  $A_2 = \omega \sqrt{M} \left( \lambda_4 - \frac{\lambda_5 \lambda_6}{\lambda_3} \right)^2$ ,  $A_3 = \omega \sqrt{M} \left( \lambda_2 - \frac{\lambda_6^2}{\lambda_3} \right)^2$ ,  $A_4 =$   
 151  $\lambda_{37}$ .  $M = \sum \rho_i h_i$  is the total mass per unit area and the constants  $\lambda_i$  are  
 152 defined in the Appendix A.  $D_{\text{eq}}$  obtained from Eq. (2) is substituted in  
 153 the following expression to find the equivalent bending wavenumber of the  
 154 multi-layer structure.

$$k_{\text{eqbending}} = \sqrt{\omega \sqrt{\frac{M}{D_{\text{eq}}}}}. \quad (3)$$

155 Additionally, the equivalent Young's modulus, density, Poisson's ratio and  
 156 loss factor are computed with the following relations.

$$E_{\text{eq}} = \frac{12 D_{\text{eq}} (1 - \nu_{\text{eq}}^2)}{h_t^3}; \quad \rho_{\text{eq}} = \frac{M}{h_t}; \quad \nu_{\text{eq}} = \frac{\sum \nu_i h_i}{h_t}; \quad \eta_{\text{eq}} = \frac{\text{Im}(E_{\text{eq}})}{\text{Re}(E_{\text{eq}})}, \quad (4)$$

157 where  $h_t = \sum h_i$  is the total thickness of the multi-layer structure.

### 158 2.3. Low-frequency asymptote

159 The lower frequency asymptote of the equivalent bending stiffness could  
 160 be obtained by letting  $\omega \rightarrow 0$  in the Eq. (2). This results in

$$A_4 D^{3/2} - A_1 A_4 D^{1/2} = 0 \Rightarrow D = D_{\text{low}} = A_1. \quad (5)$$

161 One may note that  $A_1$  is equal to the sum of bending stiffness contribution  
 162 from each layer with respect to the neutral layer position of the multi-layer  
 163 structure. Assuming the top layer as the reference layer (denoted with the  
 164 subscript "ref") with unit width, the transformed widths ( $b_i$ ) of the remaining  
 165 layers are found with the relation [41]

$$b_i = \frac{E_i (1 - \nu_{\text{ref}}^2)}{E_{\text{ref}} (1 - \nu_i^2)}. \quad (6)$$

166 By keeping the origin of the  $z$ -axis at the midplane of the multi-layer plate,  
 167 the neutral axis location is computed as,

$$\bar{z} = \frac{\sum z_i b_i h_i}{\sum b_i h_i}. \quad (7)$$

168 Finally,  $D_{\text{low}}$  is computed by adding the flexural rigidities of all the layers:

$$D_{\text{low}} = \sum_{i=1}^n \frac{E_i}{1 - \nu_i^2} \frac{(z_{ui} - \bar{z})^3 - (z_{li} - \bar{z})^3}{3}, \quad (8)$$

169 where  $z_i, z_{ui}$  and  $z_{li}$  are the middle, upper and lower coordinates respectively  
170 of  $i$ -th layer along  $z$ -direction.

171 In case of a symmetric sandwich panel,  $D_{\text{low}}$  would reduce to the form:

$$D_{\text{low}} = D_1 \left( 8 + \frac{12h_2}{h_1} + \frac{6h_2^2}{h_1^2} \right) + D_2, \quad (9)$$

172 where  $D_i$  represents the bending stiffness of the  $i$ -th layer. If the core  
173 layer of the sandwich is soft compared to the skins (or outer layers), then  
174  $D_1, D_3 \gg D_2$  which gives the following form for the low-frequency asymptote  
175 ( $D_{\text{low}}$ ) of the equivalent bending stiffness ( $D_{\text{eq}}$ ) of the sandwich panel.

$$D_{\text{low}} = D_1 \left( 8 + \frac{12h_2}{h_1} + \frac{6h_2^2}{h_1^2} \right) \quad (\text{for soft core}). \quad (10)$$

176 It may be noted that this asymptotic limit can be deduced from the work  
177 by Boutin and Viverge [34] and  $D_{\text{low}}$  can be understood as the result due  
178 to a phenomenon where all the layers in the sandwich panel behave as a  
179 monolithic plate governed by the global bending.

#### 180 2.4. High-frequency asymptote

181 The high-frequency asymptote of the equivalent bending stiffness could  
182 be obtained by letting  $\omega \rightarrow \infty$  in the Eq. (2). This results in

$$A_3 D - A_1 A_3 + A_2 = 0 \Rightarrow D = D_{\text{high}} = A_1 - \frac{A_2}{A_3}. \quad (11)$$

183 If the core layer of the sandwich is soft compared to the skins (or outer layers),  
184 then  $D_1, D_3 \gg D_2$  and this gives the following form for the high-frequency  
185 asymptote ( $D_{\text{high}}$ ) of the equivalent bending stiffness ( $D_{\text{eq}}$ ) of the sandwich  
186 panel:

$$D_{\text{high}} = D_1 + D_3. \quad (12)$$

187  $D_{\text{high}}$  can be understood as the result due to a phenomenon where all three  
188 layers in the sandwich panel slide on each other and the value of  $D_{\text{high}}$  is  
189 governed by the intrinsic bending of each skin layers [34].

190 *2.5. Transition frequency*

191 Since the proposed sigmoid curve in Eq. (1) changes its sign of curvature  
 192 at the geometric mean value ( $D_T$ ) of the curve (or arithmetic mean value in  
 193 the log-log scale (Fig. 3)),

$$\log_{10} D_T = \frac{\log_{10} D_{\text{low}} + \log_{10} D_{\text{high}}}{2} \Rightarrow D_T = \sqrt{D_{\text{low}} D_{\text{high}}}, \quad (13)$$

194 the transition frequency (with respect to the curvature sign of the sigmoid)  
 195 is computed by substituting  $D = D_T$  in Eq. (2) as,

$$f_T = \frac{1}{2\pi} \frac{A_4 \sqrt[4]{D_T} (\sqrt{D_T} - A_1)}{A'_3 D_T + A'_2 - A_1 A'_3}, \quad (14)$$

196 where  $A'_2 = \sqrt{M} \left( \lambda_4 - \frac{\lambda_5 \lambda_6}{\lambda_3} \right)^2$  and  $A'_3 = \sqrt{M} \left( \lambda_2 - \frac{\lambda_6^2}{\lambda_3} \right)^2$ .

197 For softer core ( $D_1, D_3 \gg D_2$ ), the transition frequency takes the follow-  
 198 ing form.

$$f_T = \frac{1}{2\pi} \frac{G_2}{12h_2} \frac{D_{\text{low}}}{\sqrt{M D_T}} \left( \frac{h_1^2}{D_1} + \frac{h_3^2}{D_3} \right). \quad (15)$$

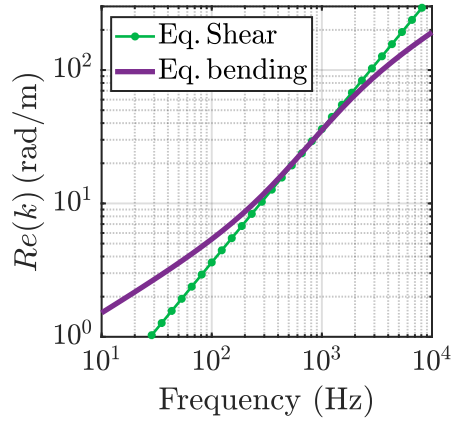
199 In case of symmetric sandwich panel, the above expression can be written  
 200 as,

$$f_T = \frac{1}{2\pi} \frac{G_2 h_1^2}{3h_2} \frac{D_{\text{low}}}{D_{\text{high}}} \frac{1}{\sqrt{M D_T}}. \quad (16)$$

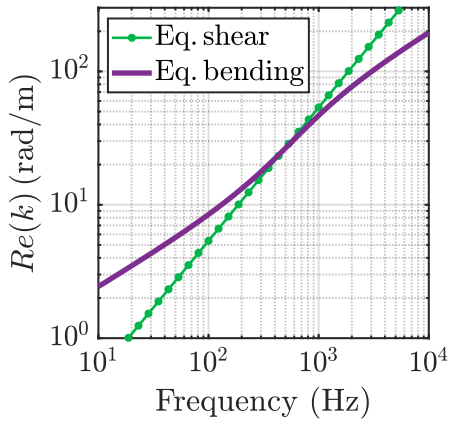
201 From the wavenumber analysis of the sandwich panel with a thicker core  
 202 ( $h_2 \gg h_1, h_3$ ), an alternate and simpler expression for the transition fre-  
 203 quency could be derived. From Fig. 5a and 5b, it is observed that both  
 204 equivalent bending (Eq. (3)) and shear wavenumbers (Eq. (17)) are equal at  
 205 the transition zone when the core thickness is greater than that of the skins.

$$k_{\text{eqshear}} = \omega \sqrt{\frac{M}{G_2 h_t}}. \quad (17)$$

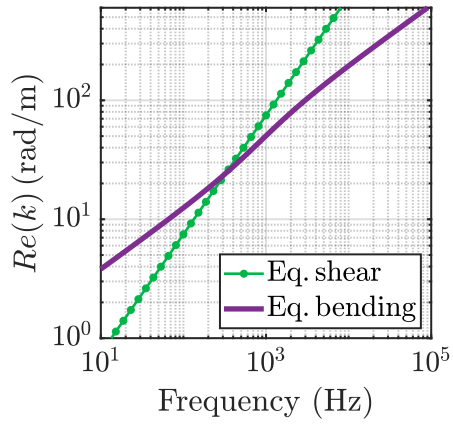
206 On the contrary, it is also observed that this may not be valid when the core  
 207 thickness is lower or equal to that of the skins. For example, from Fig. 5c,  
 208 it is seen that both equivalent bending and shear wavenumbers do not have  
 209 the same values at the transition zone. From the parametric study, it is  
 210 further observed that the influence of the material properties of the core is  
 211 less significant than the influence of the core thickness to have the equal  
 212 values of equivalent bending and shear wavenumber at the transition zone.  
 213 This is also complying with impedance and wave speed analysis of symmetric  
 214 sandwich panel by Kurtze and Watters [31].



(a)



(b)



(c)

Figure 5: Equivalent bending and shear wavenumbers for a sandwich panel of infinite extent with steel skins of 1 mm and shear layer as core with thickness (a) 10 mm (b) 3 mm (c) 0.5 mm. Influence of core thickness on the transition zone can be observed from these plots.

215 Hence, for a thicker core, the transition frequency takes the following  
 216 simpler form.

$$k_{\text{eqbending}} = k_{\text{eqshear}} \Rightarrow \sqrt{\omega_T \sqrt{\frac{M}{D_T}}} = \omega_T \sqrt{\frac{M}{G_2 h_t}} \Rightarrow \widetilde{f}_T = \frac{1}{2\pi} \frac{G_2 h_t}{\sqrt{M D_T}}. \quad (18)$$

217 It may be noted that, for a typical sandwich panel with a soft core, the  
 218 deviation percentage of Eq. (18) from Eq. (15) would serve as an indicator  
 219 on the influence of core layer in determining the transition frequency.

### 220 2.6. Slope factor at the transition frequency

221 Slope of the sigmoid curve at the transition frequency is given by (from  
 222 Eq. (1)),

$$\left. \frac{dD_{\text{eq}}}{df} \right|_{f=f_T} = R \left[ \frac{D_T}{4f_T} \ln \left( \frac{D_{\text{high}}}{D_{\text{low}}} \right) \right] \quad (19)$$

223 Since analytical computation of the slope,  $\left. \frac{dD_{\text{eq}}}{df} \right|_{f=f_T}$ , from Guyader model  
 224 is cumbersome, a parametric study is preferred to compute the slope factor  
 225 ( $R$ ). Following range of values are used for this parametric study (with  
 226 symmetric case) for Young's modulus and density of the core respectively:  
 227  $1 \times 10^{-5} E_s < E_2 < 0.1 E_s$ ,  $0.2 \rho_s < \rho_2 < 2.4 \rho_s$  where  $E_s$  and  $\rho_s$  are the  
 228 reference values for Young's modulus and density for the skin respectively  
 229 [and Gamma distribution is considered for each parameter](#). As an example,  
 230 the mechanical properties of aluminium could be taken for the skin to decide  
 231 the range of values for the mechanical properties of the core.

232 From the parametric study, the envelope of the values of  $R$  and its mean  
 233 value are plotted in the Fig. 6 and for the practical values of core to skins  
 234 thickness ratio, mean curve of  $R$  is fitted into the following polynomial.

$$R = 1.16 - \frac{27\phi^6 - 52\phi^5 - 189\phi^4 + 275\phi^3 + 995\phi^2 + 291\phi}{10^4}, \quad (20)$$

235 where  $\phi = \log_{10} \left( \frac{h_2}{h_1 + h_3} \right)$ . It is to be noted that the parametric study is  
 236 [also conducted for the asymmetric case by varying the material and geometric](#)  
 237 [parameters of the core and skin layers \(for example,  \$0.5h\_1 < h\_3 < 3h\_1\$ \).](#) The  
 238 [mean curve for  \$R\$ -value obtained for asymmetric case results in maximum](#)  
 239 [deviation to be lower than 1.5% to that of the symmetric case.](#) Therefore,  
 240 [the polynomial fit for  \$R\$ -value given by the Eq. \(20\) could be applied for](#)  
 241 [asymmetric configurations as well.](#)

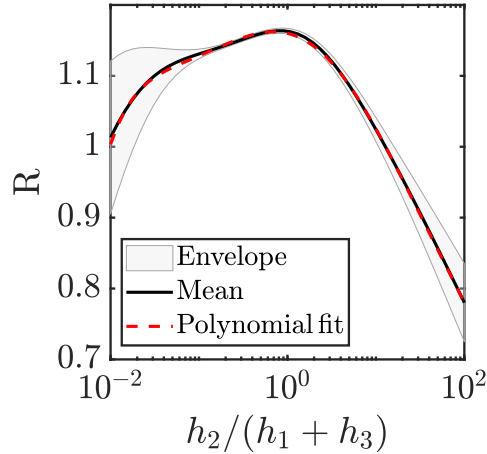


Figure 6: Envelope of  $R$  and its mean against the ratio between thicknesses of core and skins.

### 242 3. Numerical examples

243 In this section, numerical examples of the proposed sigmoid model to  
 244 compute equivalent bending stiffness (from Eq. (1)) of a sandwich panel  
 245 and the corresponding equivalent bending wavenumber (from Eq. (3)) are  
 246 presented. For the reasons mentioned and demonstrated by Ege et al. [30],  
 247 Guyader model [35] is taken as a reference to compare the results of the  
 248 proposed model.

249 In Fig. 7, for a symmetric sandwich panel made of aluminium (5 mm)/soft  
 250 core (10 mm)/aluminium (5 mm),  $D_{\text{eq}}$  and  $k_{\text{eqbending}}$  computed from the sig-  
 251 moid model are presented for comparison, along with the transition frequency  
 252 computed from Eq. (15). It can be seen from these plots that, the sigmoid  
 253 model is in high agreement with the Guyader model throughout the frequency  
 254 range and the observed maximum error percentage is 4.9% in comparison  
 255 with Guyader model. Furthermore, it is observed from Fig. 7b that the tran-  
 256 sition frequency zone is controlled by the shear of the sandwich core as the  
 257 core has double the thickness of the skin. Due to this reason, the simpler  
 258 expression from Eq. (18) estimates the transition frequency as 237 Hz which  
 259 is deviated around 14% from the value (276 Hz) computed by Eq. (15). One  
 260 may note that this percentage of deviation would be further reduced if the  
 261 thickness of the core layer is increased.

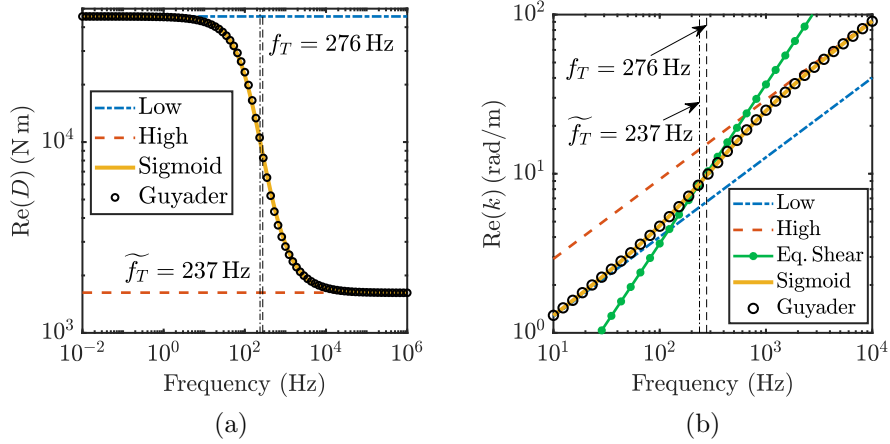


Figure 7: (a) Equivalent bending rigidity and (b) equivalent wavenumbers obtained from the proposed sigmoid model for aluminium (5 mm)/shear layer (10 mm)/aluminium (5 mm) symmetric sandwich panel of infinite extent. Guyader model is taken as reference to compare the proposed model.

262 In Fig. 8, for an asymmetric sandwich panel made of steel (1 mm)/shear  
 263 layer (0.5 mm)/aluminium (5 mm),  $D_{\text{eq}}$  and  $k_{\text{eqbending}}$  computed from the  
 264 sigmoid model are presented for comparison, along with the transition fre-  
 265 quency computed from Eq. (15). From these plots as well, it can be seen that  
 266 the sigmoid model is in high agreement with the Guyader model throughout  
 267 the frequency range and the observed maximum error percentage is 2.1% in  
 268 comparison with Guyader model. Unlike the previous sandwich configura-  
 269 tion, it is observed from Fig. 8b that the transition frequency zone is not  
 270 controlled by the shear of the sandwich core as the core has a lesser value of  
 271 thickness to that of the skins. This also reflects with a greater percentage  
 272 of deviation (around 83%) for the simpler expression of transition frequency  
 273 from Eq. (18) with that of the same from Eq. (15).

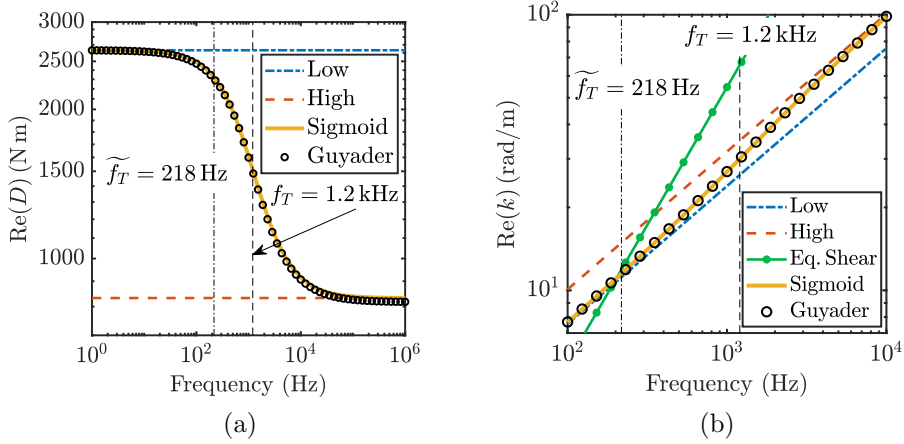


Figure 8: (a) Equivalent bending rigidity and (b) equivalent wavenumbers obtained from the proposed sigmoid model for steel (1 mm)/shear layer (0.5 mm)/aluminium (5 mm) asymmetric sandwich panel of infinite extent. Guyader model is taken as reference to compare the proposed model.

#### 274 4. Experimental validation and further observation

275 In this section, the proposed model is compared with the experimental  
 276 data, measured by Ege et al. [30], for the purpose of validation. A sym-  
 277 metric sandwich plate made of steel (0.18 mm)/polymer (0.69 mm)/steel  
 278 (0.18 mm) with in-plane dimensions  $300 \times 400 \text{ mm}^2$ , is considered for the  
 279 experimental study and the data are measured through the contactless mea-  
 280 surements (scanning laser vibrometer). Further, the CFAT (Corrected Force  
 281 Analysis Technique) [42] methodology is used to estimate the bending stiff-  
 282 ness of the structure. The dynamic bending stiffness can be quickly con-  
 283 structed, through the proposed sigmoid model, using only four parameters  
 284 from Eqs. (8), (12), (15) and (20) which are substituted in Eq. (1). Finally,  
 285 the equivalent Young's modulus,  $E_{\text{eq}}$ , is computed from Eq. (4) and compared  
 286 against experimental data as shown in Fig. 9. A high agreement is observed  
 287 between the estimation by equivalent plate models and the measured data  
 288 which validates the applicability of the proposed model.



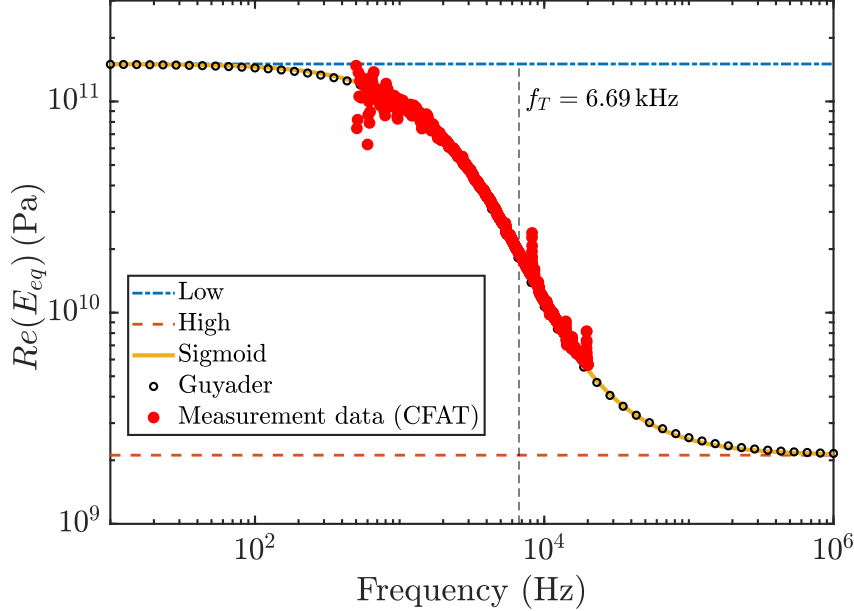


Figure 9: Comparison of equivalent plate models (proposed sigmoid model and Guyader model) with experimentally measured data of the equivalent Young's modulus for the steel (0.18 mm)/polymer (0.69 mm)/steel (0.18 mm) sandwich panel with in-plane dimensions  $300 \times 400 \text{ mm}^2$ .

289 Through these numerical examples discussed in this work, on the im-  
290 plementation side, the proposed model has its advantage of using only five  
291 equations (i.e, Eqs. (1), (8), (12), (15) and (20)) whereas Guyader model  
292 requires to define seven constants and few other matrix definitions to com-  
293 pute the equivalent bending stiffness (see Appendix A). Further, in the  
294 Guyder model, Eq. (2) need to be solved symbolically to obtain the solutions  
295 and solution tracing techniques have to be applied to correctly capture the  
296 physically meaningful solution for  $D_{eq}$ . Such complexities do not present in  
297 the proposed model and it gives a straightforward solution for  $D_{eq}$ . On an  
298 additional note, although the proposed model focuses on reconstructing the  
299 equivalent dynamic bending stiffness values of Guyader model, it is observed  
300 from the Figs. 10 and 11 that the new model captures the equivalent dynamic  
301 loss factor of the system with the high agreement with Guyader model and  
302 experimental data. It may be noted that the noise in the measured data of  
303 Fig. 11 may be due to the instability of experimental method at low frequen-  
304 cies. Further, it is also observed that a slightly different Young's modulus  
305 (300 MPa) is used for the polymer by Ege et al. [30] to improve their fit  
306 on the damping loss factor. [The reader may note that, although equivalent](#)

307 plate models account for both bending and shear motions of the multi-layer  
 308 structures through dynamic bending stiffness, they overestimate the equiva-  
 309 lent loss factor at high frequencies. Nevertheless, it can be corrected by the  
 310 ratio between the phase and group velocities of the structure [37].

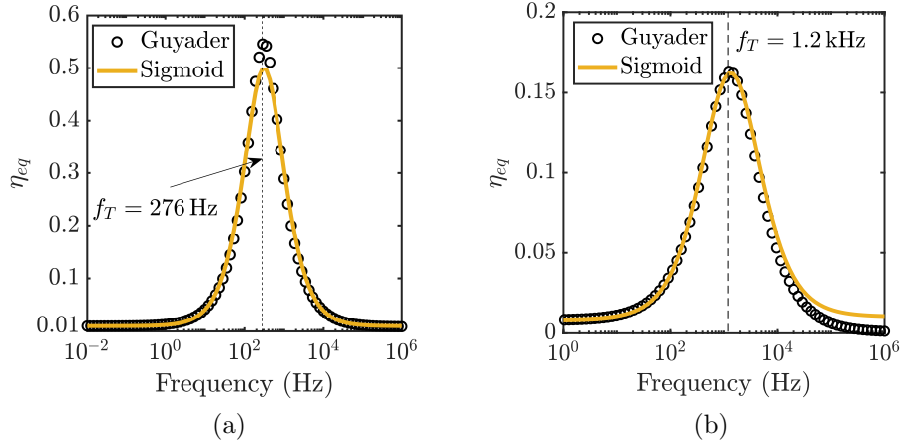


Figure 10: Equivalent loss factor for (a) symmetric aluminium (5 mm)/shear layer (10 mm)/aluminium (5 mm) (b) asymmetric steel (1 mm)/shear layer (0.5 mm)/aluminium (5 mm) sandwich panel of infinite extent. Guyader model is taken as reference to compare the proposed model.

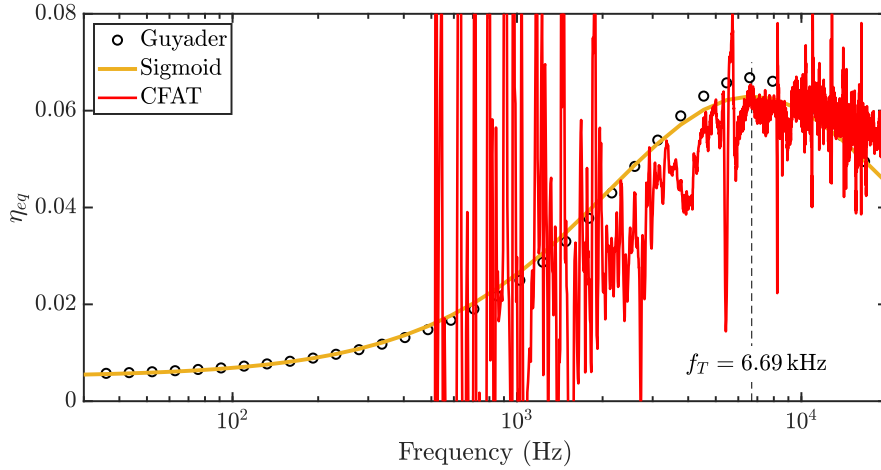


Figure 11: Comparison of equivalent plate models (proposed sigmoid model and Guyader model) with experimentally measured data of the equivalent loss factor for the steel (0.18 mm)/polymer (0.69 mm)/steel (0.18 mm) sandwich panel with in-plane dimensions  $300 \times 400$  mm<sup>2</sup>.

311       Considering all the observations made in this work, the proposed model  
312 has its following advantages over the existing models in the literature: first,  
313 this model can be quickly implemented compared to the other equivalent  
314 plate models to compute the equivalent parameters of a three-layer sandwich  
315 panel (symmetric and asymmetric configurations); second, since the model  
316 is based on the asymptotic behaviours at different frequency regimes (low,  
317 high and transition), it can be used to understand the physics behind the  
318 response of a three-layer sandwich system at those frequency regimes and to  
319 identify the corresponding governing parameters; third, the new model will be  
320 a handy tool to optimize the layer parameters to achieve the desired damping  
321 performance of the three-layer sandwich panel due to its straightforward  
322 formulation. The reader may refer to Table 2 for the summary of all the  
323 expressions for the proposed sigmoid model.

Table 2: Summary of the expressions used in the proposed sigmoid model

Parameters	Generic ( $D_2 < D_1, D_3$ )	Symmetric ( $D_2 < D_1$ )	Symmetric ( $D_2 \ll D_1$ )
$D_{\text{low}}$	$\sum_{i=1}^n \frac{E_i}{1 - \nu_i^2} \frac{(z_{ui} - \bar{z})^3 - (z_i - \bar{z})^3}{3}$	$D_1 \left( 8 + \frac{12h_2}{h_1} + \frac{6h_2^2}{h_1^2} \right) + D_2$	$D_1 \left( 8 + \frac{12h_2}{h_1} + \frac{6h_2^2}{h_1^2} \right)$
$D_{\text{high}}$	$D_1 + D_3$	$2D_1$	
$f_T$	$\frac{1}{2\pi} \frac{G_2}{12h_2} \frac{D_{\text{low}}}{\sqrt{MD_T}} \left( \frac{h_1^2}{D_1} + \frac{h_3^2}{D_3} \right)$	$\frac{1}{2\pi} \frac{G_2 h_1^2}{3h_2} \frac{D_{\text{low}}}{D_{\text{high}}} \frac{1}{\sqrt{MD_T}}$	
$R$	$1.16 - \frac{27\phi^6 - 52\phi^5 - 189\phi^4 + 275\phi^3 + 995\phi^2 + 291\phi}{10^4}$ , where $\phi = \log_{10} \left( \frac{h_2}{h_1 + h_3} \right)$		
Equivalent properties : $\log_{10} D_{\text{eq}}(f) = \frac{f_T^R \log_{10} D_{\text{low}} + f^R \log_{10} D_{\text{high}}}{f^R + f_T^R}$ ; $\eta_{\text{eq}}(f) = \frac{\text{Im}(D_{\text{eq}})}{\text{Re}(D_{\text{eq}})}$			
$\bar{z} = \frac{\sum z_i b_i h_i}{\sum b_i h_i}$ ; $b_i = \frac{E_i (1 - \nu_{\text{ref}}^2)}{E_{\text{ref}} (1 - \nu_i^2)}$ ; $M = \sum_{i=1}^n \rho_i h_i$ ; $D_T = \sqrt{D_{\text{low}} D_{\text{high}}}$ ; $h_t = \sum_{i=1}^n h_i$			

324 **5. Concluding remarks**

325 A simple equivalent plate model is proposed to compute the dynamic  
 326 equivalent properties of a three-layer sandwich panel of infinite extent and  
 327 made of isotropic materials. Though the formalisation of the proposed model  
 328 is based on the physical behaviours at only three frequency regimes (low, high  
 329 and transition), described by Fahy and Gardonio [40], it is showed that the  
 330 simple model is indeed valid for the entire frequency range. In comparison  
 331 with other existing equivalent plate models, the new model will be easier to  
 332 implement and would serve as a tool to quickly optimize the sandwich panel  
 333 parameters to obtain the desired performance.

334 **Acknowledgments**

335 The authors would like to gratefully acknowledge Marie-Sklódowska Curie  
 336 Actions (MSCA) Project 765472 ‘N2N: No2Noise’ for financial support.

337 **Appendix A. Definitions of constants used in Guyader model**

338 For  $n$ -layer multi-layer structure, the constants used in Guyader model  
 339 [35] to compute equivalent bending stiffness are,

$$\lambda_1 = \sum_{i=1}^n C_{11}^i \left( \frac{h_i^3}{12} + h_i \beta_i^2 \right) \quad (\text{A.1})$$

340

$$\lambda_2 = \sum_{i=1}^n C_{11}^i \left( \frac{h_i^3 \alpha_i^2}{12} + h_i \gamma_i^2 \right) \quad (\text{A.2})$$

341

$$\lambda_3 = \sum_{i=1}^n C_{11}^i h_i \quad (\text{A.3})$$

342

$$\lambda_4 = \sum_{i=1}^n C_{11}^i \left( \frac{h_i^3 \alpha_i^2}{12} + h_i \beta_i \gamma_i \right) \quad (\text{A.4})$$

343

$$\lambda_5 = \sum_{i=1}^n C_{11}^i h_i \beta_i \quad (\text{A.5})$$

344

$$\lambda_6 = \sum_{i=1}^n C_{11}^i h_i \gamma_i \quad (\text{A.6})$$

345

$$\lambda_{37} = \sum_{i=1}^n C_{55}^i h_i \alpha_i^2 \quad (\text{A.7})$$

346 where  $C_{11}^i = \frac{E_i}{1 - \nu_i^2}$  and  $C_{55}^i = \frac{E_i}{2(1 + \nu_i)}$ .

347 The constants  $\alpha_i, \beta_i$  and  $\gamma_i$  are computed as follows:

348 For  $i = 1$ ,

$$\begin{cases} \alpha_1 \\ \beta_1 \\ \gamma_1 \end{cases} = \begin{cases} 1 \\ 0 \\ 0 \end{cases} \quad (\text{A.8})$$

349 For  $i \geq 2$ ,

$$\begin{cases} \alpha_i \\ \beta_i \\ \gamma_i \end{cases} = \begin{cases} N_i(2, 2) \\ N_i(3, 1) \\ N_i(3, 2) \end{cases} \quad (\text{A.9})$$

350 where

$$N_i = \begin{bmatrix} 1 & 0 & 0 \\ 0 & B_i & 0 \\ C_i & F_i & 1 \end{bmatrix} N_{i-1} \quad (\text{A.10})$$

351 with  $N_1$  being the unit matrix and the constants  $B_i, C_i$  and  $F_i$  are defined  
352 as,

$$B_i = C_{55}^{i-1} / C_{55}^i \quad (\text{A.11a})$$

353

$$C_i = -(h_{i-1} + h_i) / 2 \quad (\text{A.11b})$$

354

$$F_i = -(h_{i-1} + A_i h_i) / 2 \quad (\text{A.11c})$$

355 **References**

- 356 [1] S. Subramanian, R. Surampudi, K. Thomson, S. Vallurupalli, Optimiza-  
357 tion of damping treatments for structure borne noise reductions, *Sound*  
358 *Vib.* 38 (2004) 14–19.
- 359 [2] M. D. Rao, Recent applications of viscoelastic damping for noise control  
360 in automobiles and commercial airplanes, *J. Sound Vib.* 262 (2003) 457–  
361 474.
- 362 [3] E. Carrera, An assessment of mixed and classical theories on global and  
363 local response of multilayered orthotropic plates, *Compos. Struct.* 50  
364 (2000) 183–198.
- 365 [4] E. Carrera, Theories and finite elements for multilayered, anisotropic,  
366 composite plates and shells, *Arch. Comput. Methods Eng.* 9 (2002)  
367 87–140.
- 368 [5] R. Mindlin, Influence of rotary inertia and shear on flexural motions of  
369 isotropic elastic plates, *ASME J. Appl. Mech.* 18 (1951).
- 370 [6] E. Reissner, The effect of transverse shear deformation on the bending  
371 of elastic plates, *ASME J. Appl. Mech.* 12 (1945) A69–A77.
- 372 [7] H. Hencky, Über die berücksichtigung der schubverzerrung in ebenen  
373 platten [on the introduction of shear motion in flat plates], *Ing. Arch.*  
374 16 (1947) 72–76.
- 375 [8] M. Levinson, An accurate, simple theory of the statics and dynamics of  
376 elastic plates, *Mech. Res. Commun.* 7 (1980) 343–350.
- 377 [9] J. N. Reddy, A simple higher-order theory for laminated composite  
378 plates, *J. Appl. Mech.* 51 (1984) 745–752.
- 379 [10] M. Karama, K. Afaq, S. Mistou, Mechanical behaviour of laminated  
380 composite beam by the new multi-layered laminated composite struc-  
381 tures model with transverse shear stress continuity, *Int. J. Solids Struct.*  
382 40 (2003) 1525–1546.
- 383 [11] X. Lu, D. Liu, Interlayer shear slip theory for cross-ply laminates with  
384 nonrigid interfaces, *AIAA Journal* 30 (1992) 1063–1073.
- 385 [12] C.-T. Sun, J. Whitney, Theories for the dynamic response of laminated  
386 plates, *AIAA Journal* 11 (1973) 178–183.

- 387 [13] R. Ford, P. Lord, A. Walker, Sound transmission through sandwich  
388 constructions, *J. Sound Vib.* 5 (1967) 9–21.
- 389 [14] C. Smolenski, E. Krokosky, Dilational-mode sound transmission in sand-  
390 wich panels, *J. Acoust. Soc. Am.* 54 (1973) 1449–1457.
- 391 [15] J. Moore, R. Lyon, Sound transmission loss characteristics of sandwich  
392 panel constructions, *J. Acoust. Soc. Am.* 89 (1991) 777–791.
- 393 [16] S. Narayanan, R. Shanbhag, Sound transmission through a damped  
394 sandwich panel, *J. Sound Vib.* 80 (1982) 315–327.
- 395 [17] S. Ghinet, N. Atalla, Modeling thick composite laminate and sandwich  
396 structures with linear viscoelastic damping, *Comput. Struct.* 89 (2011)  
397 1547–1561.
- 398 [18] S. Srinivas, A refined analysis of composite laminates, *J. Sound Vib.* 30  
399 (1973) 495–507.
- 400 [19] J.-L. Guyader, C. Lesueur, Acoustic transmission through orthotropic  
401 multilayered plates, Part I: Plate vibration modes, *J. Sound Vib.* 58  
402 (1978) 51–68.
- 403 [20] J.-L. Guyader, C. Lesueur, Acoustic transmission through orthotropic  
404 multilayered plates, part II: Transmission loss, *J. Sound Vib.* 58 (1978)  
405 69–86.
- 406 [21] C. Lee, D. Liu, Layer reduction technique for composite laminate anal-  
407 ysis, *Comput. Struct.* 44 (1992) 1305–1315.
- 408 [22] R. L. Woodcock, Free vibration of advanced anisotropic multilayered  
409 composites with arbitrary boundary conditions, *J. Sound Vib.* 312  
410 (2008) 769–788.
- 411 [23] A. Loredo, A. Castel, A multilayer anisotropic plate model with warp-  
412 ing functions for the study of vibrations reformulated from Woodcock’s  
413 work, *J. Sound Vib.* 332 (2013) 102–125.
- 414 [24] A. Loredo, A multilayered plate theory with transverse shear and normal  
415 warping functions, *Compos. Struct.* 156 (2016) 361–374.
- 416 [25] E. Nilsson, A. Nilsson, Prediction and measurement of some dynamic  
417 properties of sandwich structures with honeycomb and foam cores, *J.*  
418 *Sound Vib.* 251 (2002) 409–430.



- 419 [26] D. Backström, A. Nilsson, Modelling the vibration of sandwich beams  
420 using frequency-dependent parameters, *J. Sound Vib.* 300 (2007) 589–  
421 611.
- 422 [27] D. Ross, E. E. Ungar, E. M. Kerwin Jr, Damping of plate flexural vi-  
423 brations by means of viscoelastic laminae, *Structural Damping 3* (1959)  
424 44–87.
- 425 [28] E. M. Kerwin Jr, Damping of flexural waves by a constrained viscoelastic  
426 layer, *J. Acoust. Soc. Am.* 31 (1959) 952–962.
- 427 [29] E. E. Ungar, E. M. Kerwin Jr, Loss factors of viscoelastic systems in  
428 terms of energy concepts, *J. Acoust. Soc. Am.* 34 (1962) 954–957.
- 429 [30] K. Ege, N. Roozen, Q. Leclere, R. Rinaldi, Assessment of the appar-  
430 ent bending stiffness and damping of multilayer plates; modelling and  
431 experiment, *J. Sound Vib.* 426 (2018) 129–149.
- 432 [31] G. Kurtze, B. G. Watters, New Wall Design for High Transmission Loss  
433 or High Damping, *J. Acoust. Soc. Am.* 31 (1959) 739–748.
- 434 [32] O. Zarraga, I. Sarría, J. García-Barruetabeña, F. Cortés, Homogenised  
435 formulation for plates with thick constrained viscoelastic core, *Comput.*  
436 *Struct.* 229 (2020) 106185.
- 437 [33] O. Zarraga, I. Sarría, J. García-Barruetabeña, F. Cortés, Dynamic anal-  
438 ysis of plates with thick unconstrained layer damping, *Eng. Struct.* 201  
439 (2019) 109809.
- 440 [34] C. Boutin, K. Viverge, Generalized plate model for highly contrasted  
441 laminates, *Eur. J. Mech. A. Solids* 55 (2016) 149–166.
- 442 [35] J.-L. Guyader, C. Cacciolati, Viscoelastic properties of single layer plate  
443 material equivalent to multi-layer composites plate, in: *Turkish Acous-*  
444 *tical Society - 36th International Congress and Exhibition on Noise Con-*  
445 *trol Engineering, Inter-Noise 2007 Istanbul*, volume 3, 2007, pp. 1558–  
446 1567.
- 447 [36] I. A. Viktorov, *Rayleigh and Lamb waves*, Plenum, New York, 1970.
- 448 [37] F. Marchetti, K. Ege, Q. Leclere, N. Roozen, On the structural dy-  
449 namics of laminated composite plates and sandwich structures; a new  
450 perspective on damping identification, *J. Sound Vib.* 474 (2020) 115256.

- 451 [38] D. L. Johnson, J. Koplik, R. Dashen, Theory of dynamic permeability  
452 and tortuosity in fluid-saturated porous media, *J. Fluid Mech.* 176  
453 (1987) 379.
- 454 [39] L. Jaouen, F. Chevillotte, Length Correction of 2D Discontinuities or  
455 Perforations at Large Wavelengths and for Linear Acoustics, *Acta Acust.*  
456 *united Acust.* 104 (2018) 243–250.
- 457 [40] F. J. Fahy, P. Gardonio, *Sound and structural vibration: radiation,*  
458 *transmission and response*, Elsevier, 2007.
- 459 [41] R. C. Hibbeler, *Mechanics of Materials*, Pearson, Boston, 2017.
- 460 [42] Q. Leclere, C. Pézerat, Vibration source identification using corrected  
461 finite difference schemes, *J. Sound Vib.* 331 (2012) 1366–1377.