



HAL
open science

Effect of a cover crop on the aphid incidence is not explained by increased top-down regulation

Jeniffer K Alvarez-Baca, Xiomara Montealegre, Cécile Le Lann, Joan van Baaren, Blas Lavandero

► **To cite this version:**

Jeniffer K Alvarez-Baca, Xiomara Montealegre, Cécile Le Lann, Joan van Baaren, Blas Lavandero. Effect of a cover crop on the aphid incidence is not explained by increased top-down regulation. PeerJ, 2022, 10, pp.e13299. <10.7717/peerj.13299>. <hal-03690434>

HAL Id: hal-03690434

<https://hal.science/hal-03690434v1>

Submitted on 12 Apr 2023

HAL is a multi-disciplinary open access archive for the deposit and dissemination of scientific research documents, whether they are published or not. The documents may come from teaching and research institutions in France or abroad, or from public or private research centers.

L'archive ouverte pluridisciplinaire HAL, est destinée au dépôt et à la diffusion de documents scientifiques de niveau recherche, publiés ou non, émanant des établissements d'enseignement et de recherche français ou étrangers, des laboratoires publics ou privés.



Distributed under a Creative Commons CC BY 4.0 - Attribution - International License



Effect of a cover crop on the aphid incidence is not explained by increased top-down regulation

Jeniffer K. Alvarez-Baca^{1,2}, Xiomara Montealegre², Cécile Le Lann¹, Joan Van Baaren¹ and Blas Lavandero²

¹ CNRS, ECOBIO (écosystèmes, biodiversité, évolution)—UMR 6553, Université Rennes I, Rennes, Bretagne, France

² Laboratorio de Control Biológico, Universidad de Talca, Talca, Maule, Chile

ABSTRACT

Background. Cover crops can be used as a habitat management strategy to enhance the natural enemies and their temporal synchronization with a target pest. We examined the effect of winter oat intercropping within organic plum orchards on the natural enemy abundance and seasonal dynamics on the biological control of plum aphids in spring in Central Chile.

Methods. We compared the incidence and abundance of natural enemies and aphid pests from winter to the end of spring using two treatments: (1) plum trees with an oat cover crop (OCC) and (2) plum trees without a cover crop but with spontaneous vegetation (SV). We hypothesized that cover crops allow the development of winter cereal aphids, promoting the early arrival of natural enemies in spring, resulting in an earlier control of plum aphids.

Results. Winter cereal aphids developed well on the OCC, and as a result, a lower plum aphid incidence in spring was observed when compared to the SV. However, the abundance of natural enemies and the parasitism rates cannot explain the positive impacts of the oat cover crop on the aphid populations as there were no differences between treatments. A potential effect of the oat due to chemical and/or physical stimuli (bottom-up effects) could help to explain these results.

Submitted 1 October 2021

Accepted 29 March 2022

Published 24 May 2022

Corresponding author

Blas Lavandero, blavandero@utalca.cl

Academic editor

Daniel Silva

Additional Information and
Declarations can be found on
page 17

DOI 10.7717/peerj.13299

© Copyright

2022 Alvarez-Baca et al.

Distributed under

Creative Commons CC-BY 4.0

OPEN ACCESS

Subjects Agricultural Science, Ecology, Entomology, Plant Science, Zoology

Keywords *Aphidius platensis*, *Myzus persicae*, *Brachycaudus helichrysi*, *Avena sativa*, *Prunus domestica*, Winter refuge, Cover crops, Aphids

INTRODUCTION

Important regulating ecosystem services such as natural pest control in agroecosystems depend on high levels of biodiversity. Therefore, conservation practices such as those carried out with conservation biological control can increase the effectiveness of pest control by the utilization of natural enemies to reduce their mortality and provide alternative resources through manipulation of the environment (*Landis, Wratten & Gurr, 2000; Gurr et al., 2017*). Increased plant diversity enhances natural enemy survival and activity by providing food sources (*i.e.*, nectar, pollen and honeydew), overwintering shelter and/or alternative prey/host species, which consequently could result in greater pest control (*Landis, Wratten & Gurr, 2000; Pickett, Roltsch & Corbett, 2004; Cardinale et al., 2009; Quijas, Schmid &*

Balvanera, 2010; Gurr et al., 2017; Gontijo, 2019). Higher natural enemy abundances are expected in agroecosystems with a higher cultivated and spontaneous plant diversity than in more simple agroecosystems (e.g., monocultures) (*Rusch, Bommarco & Ekbom, 2016; Begg et al., 2017; Perović et al., 2018*). Increasing plant diversity can be achieved by different means: (1) by using intercropping, which consists of cultivating two crops at the same time, such as cereals and leguminous crops (*Ben-Issa, Gomez & Gautier, 2017*); (2) by adding a ground cover crop in between cultivated trees in orchards (*Silva et al., 2010*); (3) by adding flower strips within and around the fields (*Balzan, Bocci & Moonen, 2016; Hatt et al., 2017*); and (4) by allowing the growth of spontaneous vegetation around the target crop plant (*Bugg & Waddington, 1994*). For the three first cases, the added taxonomic plant diversity is low, with one or a few plant species added, but plant selection is aimed at attracting specific natural enemies that attack the target pest. In the latter case, the taxonomic plant diversity is higher; however, the functional diversity may not be considered in terms of the specific benefit of decreasing the target pest. Spontaneous vegetation has been shown to attract natural enemies (*Denys & Tschardtke, 2002*). However, positive, neutral, and even negative effects of increased plant diversity on natural enemy populations have been observed in different agricultural systems (*Poveda, Gómez & Martínez, 2008; Letourneau et al., 2009*) and are context-dependent (*Thies & Tschardtke, 1999; Thomson & Hoffmann, 2013; Karp et al., 2018*). Additionally, even when the abundance of natural enemies is enhanced, it does not always translate into a greater pest control (*Andow, 1991*).

Even if the spontaneous vegetation could have positive effects in some instances, it is important to select the right plant diversity (functional diversity) rather than to just increase taxonomic diversity (*Gagic et al., 2015; Dainese et al., 2019*). For instance, the addition of plants may create reservoirs of pests (*Blitzer et al., 2012; Paredes, Cayuela & Campos, 2013*) and/or enhance negative interactions among natural enemies such as intra/inter-guild competition, predation (*Irvin et al., 2006; Lundgren, Wyckhuys & Desneux, 2009; Blitzer et al., 2012; Paredes, Cayuela & Campos, 2013; Gómez-Marco, Urbaneja & Tena, 2016*) and hyperparasitism (*Van Nouhuys & Lei, 2004; Schooler, De Barro & Ives, 2011; Jeavons et al., 2022*). Primary parasitoids could be hyperparasitized by secondary parasitoids, and/or their mummies could be consumed by generalist predators (*Snyder & Ives, 2001*), which could reduce the strength of top-down control of pests (*Sanders et al., 2011*). Therefore, multiple trophic levels need to be considered to improve biological conservation methods. Moreover, studying multiple natural enemy guilds potentially participating in pest control together (*Jonsson et al., 2010; Tena et al., 2015*) also appears to be crucial to understanding their functional redundancy or complementary nature and may lead to management strategies to reduce negative interactions (*Irvin et al., 2006; Lundgren, Wyckhuys & Desneux, 2009; Gómez-Marco, Urbaneja & Tena, 2016*).

The synchronization and temporal overlapping of pests and their natural enemies are fundamental for the outcome of natural pest control (*Welch & Harwood, 2014*). For instance, *Van Nouhuys & Lei (2004)* showed a better synchronization between the parasitoid *Cotesia melitaearum* Wilkinson (Hymenoptera, Braconidae) and its butterfly host *Melitaea cinxia* L. (Lepidoptera, Nymphalidae) at the beginning of the growing season and at warmer temperatures. This resulted in greater pest control, which has been

demonstrated as well for other agricultural systems (Landis & Van Der Werf, 1997; Van Nouhuys & Lei, 2004). By contrast, when synchronization between natural enemies and pests is weak (Landis & Van Der Werf, 1997; Landis, Wratten & Gurr, 2000; Yang et al., 2017), a slight delay in the arrival of natural enemies can lead to a high pest growth rate and to ineffective biological control (Raymond, Ortiz-Martínez & Lavandero, 2015; Yang et al., 2017). To ensure synchronization and efficient pest control, it is thus essential that natural enemies arrive before their host or prey (Landis & Van Der Werf, 1997; Landis, Wratten & Gurr, 2000; Yang et al., 2017).

In perennial crops like fruit orchards, the early arrival of natural enemies was shown to be possible by the establishment of ground cover crops, *i.e.*, single plant species or a mix of plants sown in the inter-rows between fruit trees or growing spontaneous vegetation (Simoes et al., 2014; Gómez-Marco, Urbaneja & Tena, 2016; Bowers et al., 2020). Cover crops can increase the abundance of natural enemies (Aguilar-Fenollosa et al., 2011; Aguilar-Fenollosa & Jacas, 2013) and reduced pest populations (Dong et al., 2005; Irvin et al., 2006; Aguilar-Fenollosa et al., 2011; Gómez-Marco et al., 2016; Gómez-Marco, Urbaneja & Tena, 2016). For instance, in peach orchards, a cover crop of *Medicago sativa* L. (Fabaceae) increased predator densities, especially spiders, while reducing the population of leaf miner *Lyonetia clerkella* L. (Lepidoptera, Lyonetiidae) (Dong et al., 2005). However, few studies have evaluated the effect of intercropping on functional redundancies and niche complementarities among natural enemy guilds, as most of these studies have focused on single natural enemy guilds. In addition, these studies were performed during the growing season, and there are no studies on the effect of increasing populations of natural enemies in winter with alternative hosts to enhance their arrival and control pest populations in spring. Among the many pest species attacking plum orchards, aphids are the most important (Symmes et al., 2012; Cichon et al., 2013). They can cause direct as well as indirect damage, as they are the main viral disease vectors of the plum pox virus (Dragoyski, Stefanova & Kamenova, 2011) with resulting important economic losses (Cambra et al., 2006).

In this study, we investigated whether intercropping an oat cover within orchards before winter may induce the early arrival of natural enemies by providing alternative hosts and thus promote the biological control of aphid pests infesting plum orchards in spring compared to spontaneous vegetation. Previous studies have shown that aphid populations on cereals during the winter in Chile, as well as their natural enemies such as parasitoids and predators, are present (Ortiz-Martínez & Lavandero, 2018; Alfaro-Tapia et al., 2021). In addition, all aphid species attacking cereals and other wild graminaceous plants have not been observed to attack or damage plum trees shoots (Blackman & Eastop, 2000; Blackman & Eastop, 2007). However, plum aphids and aphids feeding in wild and cultivated Poaceae share similar natural enemies (Stary, 1995). Moreover, from our previous studies we can conclude that the main parasitoid species, *Aphidius platensis* (Hymenoptera, Braconidae) of both plum and cereal aphids such as *Myzus persicae* and *Rhopalosiphum padi* (Hemiptera, Aphididae) respectively, are capable of shifting between aphid hosts (winter vs. spring host) (Alvarez-Baca et al., 2020). We hypothesize that (1) inter-cropped oat between plum trees attracts cereal aphids and their associated shared natural enemies during the winter, which leads to (2) an early arrival of shared natural enemy populations compared to the arrival

of the main prevalent plum aphids in early spring. As a consequence, we expected (3) a lower aphid incidence on plum trees in the treatment with an oat cover crop, (4) due to a higher natural enemy abundance and parasitism rates on plum trees with no effect of hyperparasitism on the primary parasitoids.

MATERIALS & METHODS

Field experiments were approved by ANID (Agencia Nacional de Investigación y Desarrollo- Chile) project number 1180601. Farms belonged to a single owner who willingly accepted to participate in the study and submitted their approval an allowance for using the field sites to FONDECYT- ANID (Fondo Nacional de Ciencia y Tecnología. Chile) project number 1180601 ANID biosecurity committee.

Study area and experimental design

The study area was located at the district of Codegua, region of O'Higgins, in the Central Valley of Chile (34°08'S; 70°38'W). Four organic plum *Prunus domestica* L. (Rosaceae) cv. 'D'Agen' farms with the same rootstock and cultivar, with similar management and age structure (all orchards were planted from 2009 to 2013), were selected. Each farm was at least 10 ha. All orchards were managed following organic production guidelines, and neither synthetic pesticides nor fertilizers were used. The Central Valley of Chile is characterized by a temperate Mediterranean climate, with dry summers and mild, rainy winters (*Sarricolea, Herrera-Ossandon & Meseguer-Ruiz, 2017*). Temperatures vary from 25 to 35 °C in spring–summer (September–March) and between 3 to 13 °C in winter, with precipitation ranging from 22 to 130 mm during spring and from 300 to 900 mm in winter (June–August) (*Montes et al., 2012; Directorate General of Civil Aviation of Chile, 2018*). In each farm, two treatments were established with four replicates (each replicate consisted of a plot of 1 ha), resulting in a total of eight plots (see [Table S1A](#) for geographic coordinates of each plot). The treatments were as follow: the oat cover crop (OCC) treatment, consisting of four consecutive inter-rows of oat, *Avena sativa* L. (Poaceae) of at least 100 m long, with inter-rows sown during the second week of May in autumn, and the treatment without oat corresponding to four inter-rows with spontaneous vegetation (SV) ([Fig. 1](#)). Spontaneous vegetation rows consisted of the naturally occurring plants, which were periodically cut with a rotary cutter. Each tree row was separated by 5 m, and the space between plum trees along the row was 4 m ([Fig. 1](#)), with minimum, maximum and average distances between plots of 104.00 m, 665.58 m and 358.57 m respectively. (see [Table S1B](#) for more details). Tree management included regular mowing and pruning prior to the beginning of the flowering in the spring season. All four farms received similar management as they were all under the same company and certification guidelines. During spring, the SV treatment plots presented a patchily distributed presence of weeds such as *Malva* spp., *Anoda hastata* Cav. (Malvaceae), *Taraxacum officinale* L. (Asteraceae) and graminaceous species such as *Poa annua* L., *Lolium* spp. (Poaceae) (see also [Table S2](#)). Both treatments in each plum plot were established at least 10 rows away (about 50 m) from each other to avoid interaction between treatments.

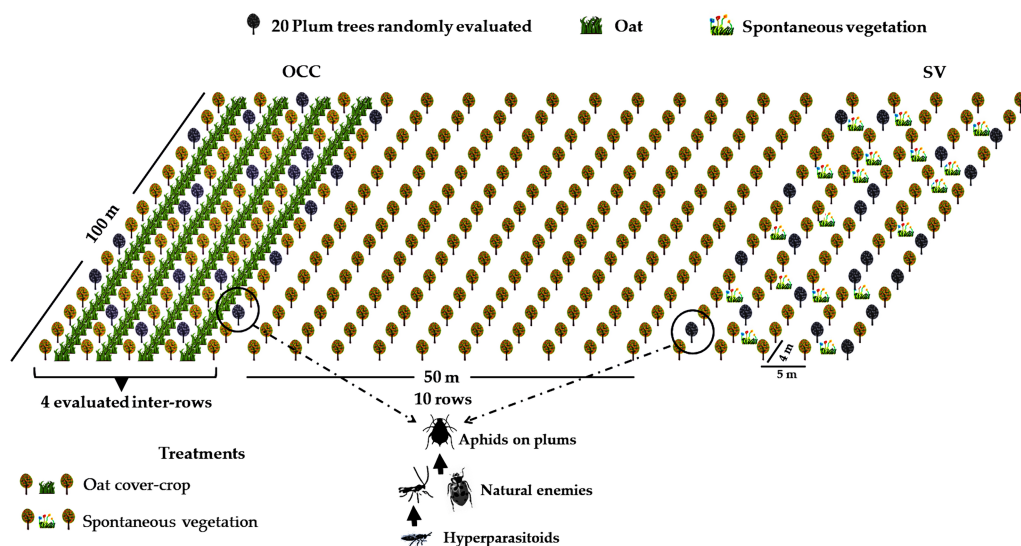


Figure 1 Field experimental setup. Treatment distribution in one of the evaluated fields (spontaneous vegetation (SV) and oat cover crop (OCC)). Plum trees, oats and spontaneous vegetation are shown. Gray trees represent the plum trees evaluated. Aphids, natural enemies and hyperparasitoids were evaluated in each treatment.

Full-size DOI: [10.7717/peerj.13299/fig-1](https://doi.org/10.7717/peerj.13299/fig-1)

Insect sampling

Aphids and their natural enemies were sampled over eight sampling dates from July 2018 (winter) to the end of the plum growing in November 2018 (spring). One week later the oat was cut out. Three sampling sessions were performed during winter (1: July 10th, 2: August 8th and 3: September 9th) with a monthly interval between sampling dates to monitor the establishment of insects in the oat inter-rows. There were five sampling dates in spring (4: September 25th, 5: October 9th and 6: 23th, 7: November 6th and 8: 20th) with an interval of 15 days between sampling dates to accurately record aphid colonization and breakdown that normally occurs in plum orchards (González, 1989). Both the inter-rows and the plum trees were studied to record the aphids and their associated natural enemies.

Aphid and parasitoid sampling on plum trees

During the winter months, plum trees were sampled for aphid eggs and colonies to ensure that the arrival of the first aphids and parasitoids would be detected in the study site, as aphids may feed as early as flowers bloom on plum trees (Grechi et al., 2008; Dedryver, Le Ralec & Fabre, 2010). A total of 169 aphid species have been reported in Chile, 128 of them having been introduced and many of these constituting important agricultural pests (Nieto Nafria et al., 2016). Of these, a group of five species has been related to plum trees in Chile (see Nieto Nafria et al., 2016); however, the complete assembly of related parasitoids has never been studied.

Spring sampling was realized as follows: In each plot, 20 randomly selected trees were sampled by collecting all living and parasitized aphids (*i.e.*, mummies) (Colfer & Rosenheim, 2001) on 20 shoots/tree. Living aphids were kept in a 50 mL tube with plant material inside

to provide them a food source. Then, samples were taken back to the laboratory, where they were separated and counted. Aphids were determined to species level, following taxonomic keys ([Blackman & Eastop, 2000](#); [Blackman & Eastop, 2007](#); [Nieto Nafria et al., 2016](#)). Aphid mummies collected on the field were individualized in 1.5 mL Eppendorf tubes (with a small hole in the tip to let air pass) until adult parasitoid emergence in the laboratory. They were maintained under controlled conditions in climatic chambers (20 ± 1 °C, $65 \pm 10\%$ RH and 16L: 8D). The emergence of parasitoids was checked once daily. In addition, as living aphids were potentially parasitized, they were kept on hydrated plum leaves until mummy formation under the conditions mentioned above. Once mummies were formed, they were also isolated in Eppendorf tubes until emergence. If there was no mummification after 10 days, the aphids were discarded, as the development time is around 6-8 days on this species ([Zamani et al., 2007](#)). After their emergence, parasitoids and hyperparasitoids were identified using taxonomic keys ([Stary, 1995](#); [Tomanovic et al., 2014](#)). Parasitism and hyperparasitism (*i.e.*, secondary parasitoid developing at the expense of a primary parasitoid) ([Finke & Denno, 2005](#)) rates were calculated as incidence, considering the number of parasitized and hyperparasitized shoots from the collected shoots with aphids.

Aphid and parasitoid sampling on the inter-rows

The density of aphids is scarce during the winter months, making it very difficult to find aphid colonies; thus, the aphid abundance was recorded by randomly walking through the middle of the inter-rows in a transect of 100 m during a period of 40 min by two observers. For the OCC treatment, live aphids and mummies were collected on the oat plants in the inter-rows, and for the treatment SV aphids from spontaneous graminaceous plants found along the inter-rows were also collected. All the material collected was taken back to the laboratory, where the number of winged and apterous aphid adults, as well as aphid nymphs and mummies was assessed. Living potentially parasitized aphids were kept in similar conditions as those explained before, except that aphids were kept on 10 cm high wheat plantlets within small pots ($h = 25$ cm, $\varnothing = 8$ cm) until mummification under the same climatic conditions. Parasitism rates were calculated as the number of mummified aphids from the total number of collected aphids.

In order to determine the density of aphids (number of aphids/tiller) and the parasitism rates on the inter-rows during the spring, 5 sub-sampling points were randomly chosen per plot. In each sampling point, all living aphids and mummies were sampled on 20 oat tillers randomly selected in the same row selected for the plum tree sampling. All living aphids were kept in a 50 mL tube with plant material inside as a food source until they were transferred back to the laboratory. For the SV treatment, we looked specifically for batches of wild graminaceous plants to follow the same procedure as described above. Aphids collected from both treatments were established in wheat plants (*Triticum aestivum* L.) assuming they could be potentially parasitized and were kept in the same laboratory conditions explained above until mummification. Parasitism rates were calculated as previously explained. After aphids were transferred into wheat plants at the laboratory,

aphid mortality in the SV treatment was around 40–50%, whereas the remaining aphid species were able to establish under laboratory conditions.

Natural enemy abundances

During the spring, yellow pan traps as well as pitfall traps were placed under the plum trees in order to determine the abundance of the main natural enemy groups. Yellow pan traps consisted of a plastic container ($\text{Ø} = 26 \text{ cm}$, $h = 10 \text{ cm}$) placed above ground level containing a solution of 400 mL of water and a few drops of detergent in order to diminish the water surface tension (De La Poza et al., 2005; Cheli & Corley, 2010; Droege et al., 2010; Albajes et al., 2013). They were used to sample populations of coccinellids (adults and larvae) (Coleoptera, Coccinellidae), syrphid flies (hoverflies) (Diptera, Syrphidae) and adult aphid parasitoids (Hymenoptera, Braconiidae). The pitfall traps consisted of a plastic cup of ($\text{Ø} = 15 \text{ cm}$, $h = 20 \text{ cm}$) buried at ground level, containing the same solution as mentioned above to collect carabid beetles (Coleoptera, Carabidae) and spiders (Araneae). Three yellow pan traps and three pitfall traps were placed per treatment per replicate (12 in total per treatment per trap type), with a 50m distance between traps as in Raymond, Ortiz-Martínez & Lavandero (2015). Sweep-net strokes were also used to collect flying individuals: coccinellid beetles, hoverflies and adult aphid parasitoids following a 20 m transect on each treatment (100 net strokes/transect) (Kogan & Pitre, 1980). All traps were opened for 15 days, after which trapped individuals were collected. Traps were then cleaned and filled with a new water solution. For all the types of traps, the collected specimens were individualized in 1.5 mL plastic tubes containing 95% alcohol, then they were counted and morphologically identified at the family level (Triplehorn & Johnson, 2005). The groups of natural enemies included in the analysis were: coccinellid beetles, hoverflies, adult aphid parasitoids sampled in the field (parasitoids emerged from aphids and mummies collected in the field were not included in this analysis), carabid beetles and spiders. For the analysis, the total number of individuals collected from each trap type (pan traps, pitfall traps and net strokes) was joined as a single value per plot ($N = 4$) per sampling date. These data were used to calculate the abundance of each group of natural enemies as well as the total natural enemy abundance.

Statistical analyses

For the winter data, no statistical analysis was performed for the inter-rows, as the sampling effort on the inter-rows between the two treatment plots was not comparable in terms of abundance. For this reason, we determined the date of appearance and the presence/absence of the aphids, parasitoids and hyperparasitoids from the beginning of the winter until the end of the sampling in spring. Moreover, although absolute abundances could not be compared, we still established different intervals of abundances (1–100, 101–500 and >500) individuals per treatment on each group of insects found to have a general description of their dynamics over the time.

In order to assess the spatial autocorrelation of the aphid incidence as a function of distance between study sites (Diggle, Tawn & Moyeed, 1998; Diniz-Filho, Bini & Hawkins, 2003), the Moran's Index (Moran, 1950) was calculated using the total aphid incidence

per farm (4 farms) and the geographical coordinates (longitude and latitude) of each farm using the spatial autocorrelation tool of the software ArcGis v. 10.8 (Esri, 2019). The H_0 of the spatial autocorrelation analysis assumes a random distribution of the values. Positive values of Moran's I indicate an aggregate distribution pattern whereas negative values show a trend towards dispersion. Z-score represents the standard variations, and the higher the Z values, the lower the p values. When p values < 0.05 , H_0 is rejected. No spatial autocorrelation of aphid incidence across study sites was observed (Moran's I index = -0.88 , $p = 0.28$, z-score = -1.09) and aphids showed a random spatial distribution pattern.

During spring on the plum trees, GLMMs were performed using treatments (OCC and SV) and the sampling dates as fixed factors, and the identities of the trees nested within the farm were used as random factors. To avoid zero inflated distributions, the number of aphids per shoot was converted into a proportion of shoot with aphids per plum tree. The aphid incidence was calculated as the proportion of shoots with aphids from the shoots without aphids per plum tree. The incidence of parasitized aphids was calculated as the proportion of shoots containing mummies from the shoots infested with aphids (*i.e.*, at least one mummy found in the shoots with aphids). In addition, the incidence of hyperparasitized aphids was calculated as the proportion of shoots containing hyperparasitized mummies from the shoots containing only mummies parasitized by primary parasitoids. Five sampling dates were considered for the aphid incidence and incidence of parasitism, whereas three sampling dates were used for the incidence of hyperparasitism as on dates 4 and 5 no hyperparasitoid was found. Those three response variables were analyzed assuming a binomial distribution with a logit function for proportional data. Total natural enemy abundance and the abundance of each natural enemy group was analyzed assuming a negative binomial distribution for counting data (see additional information on Table S3 for the selected model).

All the analyses were performed using the R package 3.6.5 (R Core Team, 2019). Statistical models were fitted according to the structure of the data. Generalized mixed models (GLMMs) were conducted using the lme4 package (Bates *et al.*, 2015). The Akaike information criteria (AIC) was used to compare the different models after performing an ANOVA type II in the car package following a step-wise regression method (Fox *et al.*, 2016). *Post hoc* pairwise comparisons were carried out using Tukey tests, correcting for multiple comparisons with the single-step method using the Multcomp package (Hothorn, Bretz & Westfall, 2008).

RESULTS

During the winter, on the plum trees, we did not find any aphid eggs or any nymphs or adults. On the inter-rows, aphids, parasitoids and hyperparasitoids arrived from the first date of winter sampling (July 10th) and increased as the season progressed (Table 1). Aphids were present in the OCC treatment during all sampling dates. For the parasitoids, we observed a similar pattern, as they were present from sampling date 1 through all the dates as the season progressed, with a higher incidence in the OCC treatment. Hyperparasitoids

Table 1 Temporal presence/absence of aphids, parasitoids and hyperparasitoids sampled in the inter-rows on both spontaneous vegetation (SV) and oat cover crop (OCC) treatments from the beginning of the winter until the end of the sampling in spring 2018. Signs represent presence (+) or absence (–) of aphids, parasitoids and hyperparasitoids on each sampling date (dates 1–8). +: 1-100; ++: 101-500; +++: >500 individuals; –: absence.

Sampling date treatments	7/10 Date 1	8/08 Date 2	9/11 Date 3	9/25 Date 4	10/9 Date 5	10/23 Date 6	11/6 Date 7	11/20 Date 8
<i>Aphids</i>								
SV	+	++	++	+	++	++	++	+++
OCC	++	++	++	++	+++	+++	+++	++
<i>Parasitoids</i>								
SV	+	+	+	+	+	+	+	+
OCC	+	+	+	+	++	++	++	++
<i>Hyperparasitoids</i>								
SV	–	–	–	+	+	+	+	+
OCC	+	–	–	–	+	+	+	+

appeared at the fifth sampling date in the OCC treatment and remained present until the end of spring, whereas in the SV treatment, they appeared earlier: once at the first sampling date and again at the fourth sampling date until the end of the season. In both treatments, their presence was scarcer when compared to that of parasitoids.

During the spring, a total of 4,865 aphids in the SV treatment were recorded, from which 76.81% corresponded to *Brachycaudus helichrysi*, 19.67% to *Aphis spiraecola* and 3.51% to *Myzus persicae*. Additionally, 2,752 aphids were collected in the OCC treatment; among these, 66.13% corresponded to *B. helichrysi*, 27.94% to *A. spiraecola* and 5.92% to *M. persicae*. The total aphid incidence was 3% in the SV treatment and 1% in the OCC treatment. The aphid incidence in plum trees differed per sampling date (GLMM: $\chi^2 = 114.16$, Df = 4, $p < 0.0001$) (Fig. 2A) and per treatment (GLMM: $\chi^2 = 19.45$, Df = 1, $p < 0.001$) (Fig. 2B), with more aphids in the SV treatment at all dates and the highest incidence of aphid infested shoots at the end of spring with no significant interactions ($p = 0.87$). There were no significant differences in the proportion of shoots with parasitized aphids (incidence of parasitism) between sampling dates (GLMM: $\chi^2 = 7.50$, Df = 4, $p = 0.11$) (Fig. 2C) or among treatments (GLMM: $\chi^2 = 3.62$, Df = 1, $p = 0.06$) (Fig. 2D). The proportion of shoots with parasitized aphids tended to increase in both treatments as the season went on until the last sampling date with a very low parasitism incidence (no interaction, $p = 0.99$). In addition, the incidence of hyperparasitism did not differ between sampling dates (GLMM: $\chi^2 = 1.30$, Df = 2, $p = 0.52$) (Fig. 2E) or between treatments (GLMM: $\chi^2 = 0.47$, Df = 1, $p = 0.49$) (Fig. 2F). Nevertheless, it tended to show a similar pattern to the incidence of parasitism, with a slight increase over the season in both treatments, with the highest incidence during the last sampling date (no interaction, $p = 0.10$).

From all the natural enemies recorded, adult aphid parasitoids were the most abundant, followed by carabid beetles, coccinellid beetles, spiders and hoverflies (Table S4). For the total natural enemy abundance, there were differences among sampling dates (GLMM:

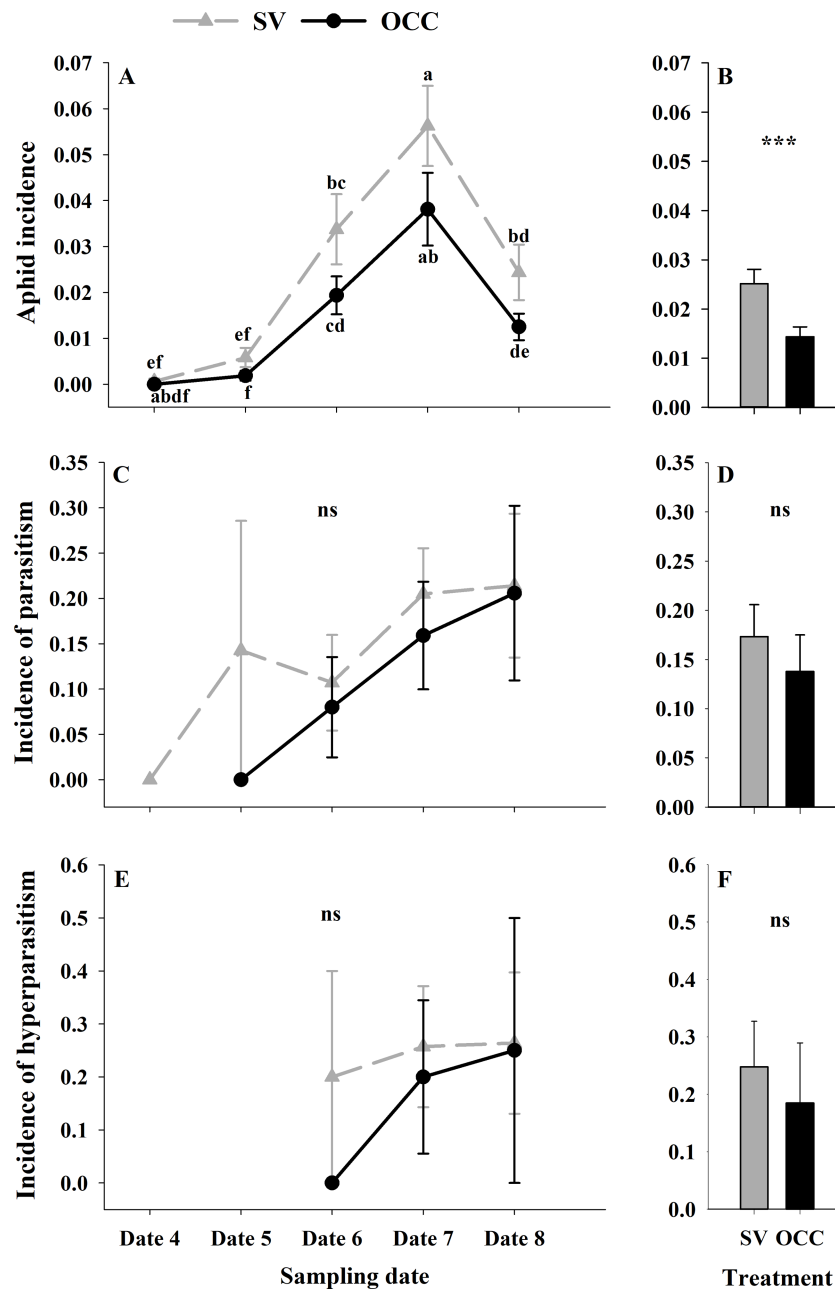


Figure 2 Seasonal variation of total aphids, parasitoids and hyperparasitoids incidence on plum trees.

Seasonal variation during five sampling dates in spring 2018 and difference between treatments of total aphid, parasitoid and hyperparasitoid incidence on plums trees. Spontaneous vegetation SV (gray) and oat cover crop OCC (black). (A) Mean (\pm SE) proportion of shoots with aphids per sampling date; (B) mean (\pm SE) proportion of shoots with aphids per treatment; (C) mean (\pm SE) proportion of shoots with parasitized aphids per sampling date; (D) mean (\pm SE) proportion of shoots with parasitized aphids per treatment; (E) mean (\pm SE) proportion of shoots with hyperparasitized aphids per sampling date; and (F) mean (\pm SE) proportion of shoots with hyperparasitized aphids (continued on next page...)

Full-size [DOI: 10.7717/peerj.13299/fig-2](https://doi.org/10.7717/peerj.13299/fig-2)

Figure 2 (...continued)

per treatment. Different letters indicate a significant difference between treatments and sampling dates and 'ns' non-significant differences. Tukey HSD *post hoc* tests ($P < 0.05$). Asterisks indicate significant differences: '***' $P < 0.001$, '**' $P < 0.01$, '*' $P < 0.05$, 'ns.' non-significant $P > 0.05$. (Date 4: September 25th, date 5: October 9th, date 6: October 23th, date 7: November 6th and date 8: November 20th).

$\chi^2 = 156.99$, $Df = 4$, $p < 0.0001$) (Fig. 3A) but not between treatments (GLMM: $\chi^2 = 2.50$, $Df = 1$, $p = 0.11$) (Fig. 3B), with an increase in the abundance over time in both treatments (no interaction $p = 0.25$). Nevertheless, coccinellid beetles increased over time (GLMM: $\chi^2 = 172.27$, $Df = 4$, $p < 0.0001$) (Fig. 3C) and were more abundant in SV than in OCC ($\chi^2 = 29.10$, $Df = 1$, $p < 0.0001$) (Fig. 3D). A higher abundance for the SV treatment was observed mainly on dates 7 and 8 compared to the OCC treatment, without any significant interactions ($p = 0.14$). For carabid beetles, we found differences in the sampling date (GLMM: $\chi^2 = 61.76$, $Df = 4$, $p < 0.0001$) (Fig. 3E) but not between the treatments (GLMM: $\chi^2 = 0.05$, $Df = 1$, $p = 0.82$) (Fig. 3F), with an important increase at the end of the season (last sampling date) (interaction, $p = 0.46$). For the adult aphid parasitoids, significant differences among sampling dates (GLMM: $\chi^2 = 72.84$, $Df = 4$, $p < 0.0001$) (Fig. 4A) but not between treatments (GLMM: $\chi^2 = 0.98$, $Df = 1$, $p = 0.32$) (Fig. 4B) were found, for which the highest abundance was during date 7, but this decreased for the last sampling date (no interaction, $p = 0.87$). In the case of the hoverflies, there were no differences between sampling dates (GLMM: $\chi^2 = 5.83$, $Df = 4$, $p = 0.21$) (interaction, $p = 0.73$) (Fig. 4C) or among treatments (GLMM: $\chi^2 = 0.22$, $Df = 1$, $p = 0.64$) (Fig. 4D). Finally, there were differences in the abundance of spiders among sampling dates (GLMM: $\chi^2 = 28.82$, $Df = 4$, $p < 0.0001$) (Fig. 4E), but this did not differ between treatments (GLMM: $\chi^2 = 0.00$, $Df = 1$, $p = 0.96$) (Fig. 4F). In both treatments, we observed the highest abundance at the end of the season (interaction, $p = 0.29$).

DISCUSSION

Our results showed that the OCC treatment attracted cereal aphids and their associated natural enemies during the winter as proposed by our first hypothesis, which leads to the early arrival of shared natural enemies prior to the arrival of the plum aphids (second hypothesis). In concordance with our third hypothesis, we found a lower aphid incidence in the OCC treatment compared to the SV treatment on the plum trees. However, this was not due to a higher parasitism incidence or higher abundances of natural enemies. Moreover, no effect on the fourth trophic level was found, as we have no evidence for greater hyperparasitism of aphid colonies on plum trees in any of the two treatments (fourth hypothesis). Although the results provide evidence that the oat inter-row can be beneficial to decrease aphid densities, this is not due to an increase of activity or abundance of natural enemies.

During winter, we ensured the early arrival of aphid parasitoids on the oat inter-rows before the arrival of the target pest early in spring. Cover crops are used as overwintering resources and can harbor alternative host species for aphid parasitoids during a considerable time span (Welch & Harwood, 2014). Assuming that parasitoids on the cover crops will

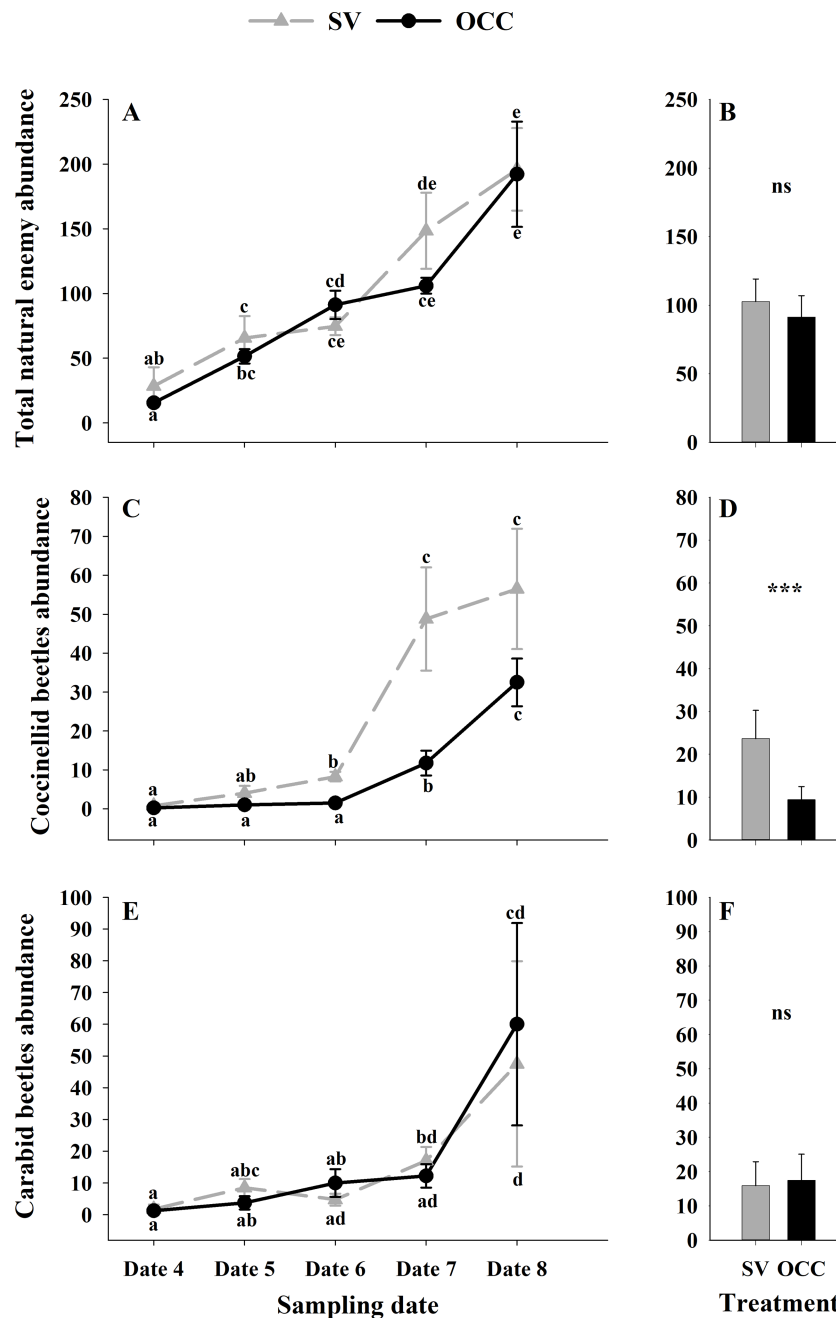


Figure 3 Seasonal abundance of the main natural enemies recorded on plum trees. Seasonal abundance during five sampling dates in spring 2018 and difference between treatments of the main natural enemies recorded in sampling traps. Spontaneous vegetation SV (gray) and oat cover crop OCC (black). (A) Mean (\pm SE) abundance of total natural enemies per sampling date; (B) mean (\pm SE) abundance of total natural enemies per treatment; (C) mean (\pm SE) abundance of coccinellids per sampling date; (D) mean (\pm SE) abundance of coccinellids per treatment; (E) mean (\pm SE) abundance of carabid beetles per sampling date; and (F) mean (\pm SE) abundance of carabid beetles per treatment. (continued on next page...)

Full-size [DOI: 10.7717/peerj.13299/fig-3](https://doi.org/10.7717/peerj.13299/fig-3)

Figure 3 (...continued)

Different letters indicate a significant difference between treatments and sampling dates and 'ns' non-significant differences. Tukey HSD *post hoc* tests ($P < 0.05$). Asterisks indicate significant differences: '****' $P < 0.001$, '***' $P < 0.01$, '**' $P < 0.05$, 'ns.' non-significant $P > 0.05$. (Date 4: September 25th, date 5: October 9th, date 6: October 23th, date 7: November 6th and date 8: November 20th).

eventually move from the cover crop to the adjacent crop plants (*Landis, Wratten & Gurr, 2000; Welch & Harwood, 2014*), this would therefore increase biological control avoiding pest outbreaks (e.g., aphids damaging fruit crop shoots). During spring, there were more parasitoids in the inter-rows in the OCC treatment, which acted as a great source of alternative hosts (cereal aphids) when compared to the SV treatment. However, even when the aphid incidence on plum trees was lower in the OCC treatment (56% less) compared to the SV treatment, this was a result of neither the parasitism rate nor the predator abundance (top-down effects). One possible explanation would be that the cereal aphid parasitoids do not switch in sufficient numbers to plum trees to control plum aphids, although in the laboratory this has been shown to be possible (*Alvarez-Baca et al., 2020*). It is also possible that parasitoids showed a greater preference for cereal aphids compared to plum aphids, being strongly influenced by the host from which they emerged (*Morris & Fellowes, 2002*).

When comparing the oat cover crop to spontaneous vegetation, the resource specialization hypothesis predicts that the increased plant diversity enhances the diversity of higher trophic levels by favoring species specialized on the additional resources (*Hutchinson, 1959*). If the spontaneous vegetation present is abundant and persistent (which was not the case for our study), greater pest control could be achieved as: (1) a more diverse vegetation would attract more diverse natural enemies (top-down effect) (*Root, 1973; Poveda, Gómez & Martínez, 2008*), and (2) a patchy/complex distributed area would reduce herbivore populations (*Root, 1973*). However, the OCC treatment, which had only one plant species (oat) but with a high plant density and coverage, and which was specifically sown to attract cereal aphids, showed a greater effect on aphid plum populations. It was showed that functionally diversified cover crops that increase functional diversity (attraction of parasitoids and predators that affect the target pest species) could enhance ecosystem services as pest control (*Heemsbergen et al., 2004; Sattler et al., 2020*). In our study system, the oat inter-row had not only a more homogeneous cover but also a higher functional value than the spontaneous vegetation. In the SV treatment, wild graminaceous plants, that can be attacked by cereal aphid hosts for target parasitoids, were reduced in proportion compared to introduced weeds from other plant families (Malvaceae, Asteraceae, Convolvulaceae). Moreover, the other weeds also did not sustain important populations of alternative hosts of the target natural enemies of this study (see results, [Fig. 3](#)).

In our study, two explanations can be provided to explain the absence of a link between the higher abundance of natural enemies and a decrease of aphid populations. The first one is the possible negative interactions between natural enemies, and the second one is linked to bottom-up effects. Negative interactions among natural enemies may have disrupting effects on pest suppression, interactions such as intraguild predation (*i.e.*, two predator species share the same prey species and could also feed on each other)

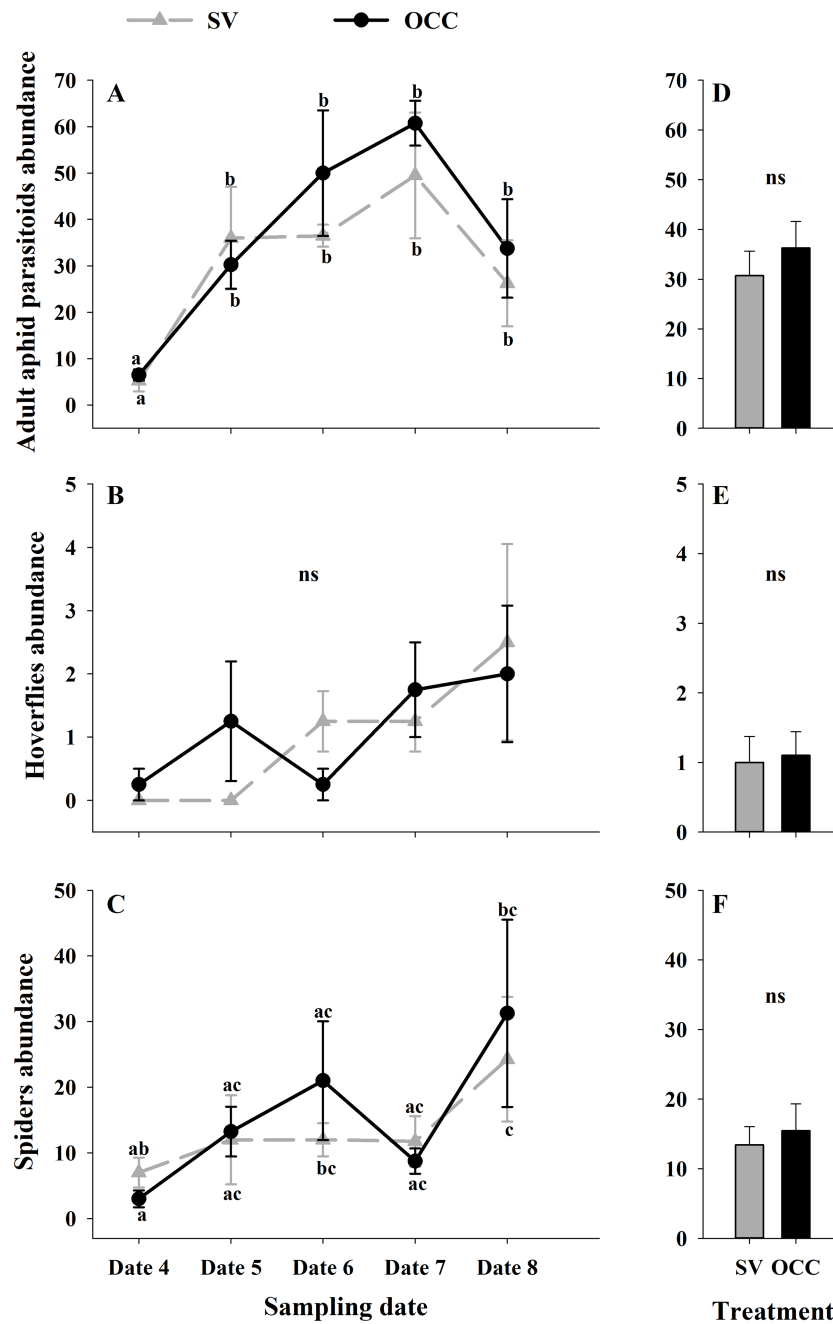


Figure 4 Seasonal variation of natural enemies in traps. Seasonal abundances during five sampling dates in spring 2018 and difference between treatments of the main natural enemies recorded in sampling traps. Spontaneous vegetation SV (gray) and oat cover crop OCC (black). (A) Mean (\pm SE) abundance of adult aphid parasitoids per sampling date; (B) mean (\pm SE) abundance of adult aphid parasitoids per treatment; (C) mean (\pm SE) abundance of hoverflies per sampling date; (D) mean (\pm SE) abundance of hoverflies per treatment; (E) mean (\pm SE) abundance of spiders per (continued on next page...)

Full-size DOI: 10.7717/peerj.13299/fig-4

Figure 4 (...continued)

sampling date; and (F) mean (\pm SE) abundance of spiders per treatment. Different letters indicate a significant difference between treatments and sampling dates and 'ns' non-significant differences. Tukey HSD *post hoc* tests ($P < 0.05$). Asterisks indicate significant differences: '***' $P < 0.001$, '**' $P < 0.01$ '*' $P < 0.05$, 'ns.' non-significant $P > 0.05$. (Date 4: September 25th, date 5: October 9th, date 6: October 23th, date 7: November 6th and date 8: November 20th).

(Polis, Myers & Holt, 1989; Lucas, 2005; Meisner et al., 2011; Traugott et al., 2012) and hyperparasitism (Finke & Denno, 2005; Jeavons et al., 2022). Our study would suggest that there is no relationship between the main predator abundances and the incidence of parasitism. Although coccinellid beetle abundance was higher in the SV treatment than in the OCC treatment, no measurable difference for the parasitism rates was found. However, we do not provide any direct evidence of intraguild predation or coincidental intraguild predation in this study; therefore, we cannot rule out this possibility. An increased abundance of the natural enemies present in SV treatment could be related to the increased abundance of their prey (Kandel, Tilmon & Shuster, 2016; Reznik et al., 2017). Likewise, hyperparasitoids are known to have negative impacts on parasitoid survival rates, with disrupting consequences on the population build-up of the primary parasitoid species affecting the outcome of biological control (Sullivan & Völkl, 1999; Tougeron & Tena, 2019). For instance, in Nagasaka, Takahasi & Okabayashi (2010), hyperparasitism rates on a group of Aphidiinae species, mainly *Aphidius colemani* Viereck (Hymenoptera, Braconidae) in sweet pepper and eggplant greenhouses using banker plants varied from 35% to 70% along the season, reducing the primary parasitism rates to less than 20% in one of the four years of sampling, with negative consequences on the control of aphids. By contrast, in our study, hyperparasitism did not seem to explain the absence of differences in parasitism rates in both treatments. These findings are in agreement with those of a study by Plečáček et al. (2014), where no differences of hyperparasitism rates (average of 10% or less) between simple and complex landscapes or between large and small-field landscapes were found, with no repercussion on the control of cereal aphids by parasitoids.

Another explanation is that the oat cover crops had a negative effect on the plum aphids through chemical and/or physical stimuli (bottom-up effects). During their host-plant selection process, herbivorous insects have to cope with different semiochemical cues from the plants as well as plant physical characteristics (*i.e.*, color, shape and texture) (Bernays & Chapman, 1994). In addition, cover crops may release chemicals that affect movement and feeding of aphids (Beizhou et al., 2011), for instance, there is previous evidence of *A. sativa* as a banker plant acting as a repellent on the same aphid species if pre colonized (Glinwood & Pettersson, 2000) and therefore could possibly also be repellent to other aphid species. They could also interfere with their ability to locate their host plant due to a lack of a clear olfactory stimuli resulting from the release of odor masking substances (Kennedy, Booth & Kershaw, 1961). Therefore, in our study, we speculate that oat in the OCC treatment might not allow plum aphids to reach plum trees because of odors emitted, making the crop difficult to be perceived by the herbivore, supporting the associational resistance hypothesis (Tahvanainen & Root, 1972), whereas in the case of the SV treatment the lesser vegetational density, as plants with available aphid hosts were less present between rows,

supports the resource concentration hypothesis (Root, 1973). The pest density is reduced in a more diverse and patchy habitat (Root, 1973; Poveda, Gómez & Martínez, 2008), including a more diverse chemical habitat due to mixed volatiles from different plant species (Price et al., 1980).

On the other hand, cover crops, as well as providing refuge and alternative hosts, can be a sugar source for adult parasitoids through the provision of nectar and/or the honeydew produced by the aphids (Bugg & Waddington, 1994; Irvin et al., 2006; Vollhardt et al., 2010; Balzan, Bocci & Moonen, 2016; Luquet et al., 2021). In agroecosystems, nectar and honeydew are the most common available sources of sugar for natural enemies, especially parasitoids, which require non-prey food as part of their diet to increase their survival and fecundity (Wäckers, Van Rijn & Heimpel, 2008; Vollhardt et al., 2010). In our study, the OCC treatment clearly provided parasitoids a higher and constant source of honeydew compared to the SV. Previous studies have shown that honeydew can be as good as flower nectar in terms of quality (Vollhardt et al., 2010; Monticelli et al., 2020; Rand & Waters, 2020), as well as being the predominant source of sugar depending on the system (e.g., Luquet et al., 2021). Therefore, the OCC treatment would offer more resources, such as sugar and alternative hosts, to parasitoids. The high coverage area of the oat through all the inter-row and the temporal availability suggest that parasitoids could possibly remain foraging in the cover crop without dispersing to the plum trees (Table 1). In contrast, the SV treatment, patchy distribution with less cover would offer fewer resources, forcing parasitoids to disperse. However, whether they disperse to the plum trees instead of other crop systems is not clear.

Even when both spontaneous vegetation and cover crops habitat management strategies are beneficial for biological control, we highlight the importance of focusing on a functional plant value instead of a taxonomic diversity (Gagic et al., 2015). Spontaneous vegetation can be easily promoted by farmers, does not require soil management, and can provide some functional plant diversity. However, low plant coverage and other problems such as the proliferation of invasive plant species or plants that act as a source of an insect pest could limit its usefulness (Venzon et al., 2019). In our study, although spontaneous vegetation did provide natural enemies, the decrease of plum aphid abundance was only achieved by the use of *A. sativa*. When carefully selected, inter cropping can offer many benefits such as: improving soil health by fixing nitrogen (Blanco-Canqui, Claassen & Presley, 2012), protecting soil from erosion, enhancing soil organic matter by providing a high biomass production (Isik et al., 2009; Nielsen et al., 2015), increasing water quality (Dabney, Delgado & Reeves, 2001), preventing weed plant growth (Brust, Claupein & Gerhards, 2014; Finney et al., 2017) by releasing growth inhibitors at high concentrations in the roots and shoots (Kato-Noguchi et al., 1994; Kato-Noguchi, Mizutani & Hasegawa, 1994). Specifically, there is evidence that *A. sativa* can have other benefits in addition to those previously mentioned such as: increasing mycorrhizal fungi populations and microbial biomass (Benitez, Taheri & Lehman, 2016), increasing earthworm populations compared to plots without cover crops (Roarty, Hackett & Schmidt, 2017). Moreover, as well as other cereals, oat is part of the banker plant system that provides alternative hosts for a parasitoid or predator of a target crop pest (Micha et al., 2000; Andorno & López, 2014) (for more beneficial examples,

see [Table S5](#)). All of these ecosystem services, in addition to promote an early establishment of natural enemies, and/or to have repellent effects on the plum aphid populations, are key to develop a more sustainable approach.

CONCLUSIONS

We can conclude that oat cover crops contribute positively to the control of aphid populations in plum orchards through an apparent bottom-up effect through physical and/or olfactive barriers for plum-associated aphids from the oat cover crop. In addition, it is important to mention that future studies should consider the effect of this or other cover crops on the assemblage of parasitoids and predators to fully understand the dynamics and consequences on aphid control and their natural enemies. Further studies on the species composition and food web structure in orchards with or without cover crops are needed to unravel the direct and indirect effects of these interactions on pest control.

ACKNOWLEDGEMENTS

The authors would like to thank Cinthya Villegas, Nuri Cabrera, Angela Barros, Macarena Guiachetti, Cl  metine Denis, Johanna Parise and Armando Alfaro-Tapia for their assistance in the field and laboratory work. We are also grateful to Nicol  s Gonzalez and Teresa Vallejos (Fundo Las Delicias) for letting us establish the experimental plots.

ADDITIONAL INFORMATION AND DECLARATIONS

Funding

This study was funded by Fondo Nacional de Desarrollo Cient  fico y Tecnol  gico (FONDECYT) Regular Grant No 1180601 to Blas Lavandero. Jeniffer K. Alvarez-Baca was funded by the ANID-PFCHA/BECAS DE DOCTORADO NACIONAL/2018-21181816. Blas Lavandero and Jeniffer K. Alvarez-Baca were supported by ANID/PIA/ACT192027. The funders had no role in study design, data collection and analysis, decision to publish, or preparation of the manuscript.

Grant Disclosures

The following grant information was disclosed by the authors:
Fondo Nacional de Desarrollo Cient  fico y Tecnol  gico (FONDECYT): 1180601.
The ANID-PFCHA/BECAS DE DOCTORADO NACIONAL/2018-21181816.
ANID/PIA/ACT192027.

Competing Interests

The authors declare there are no competing interests.

Author Contributions

- Jeniffer K. Alvarez-Baca conceived and designed the experiments, performed the experiments, analyzed the data, prepared figures and/or tables, authored or reviewed drafts of the paper, and approved the final draft.

- Xiomara Montealegre performed the experiments, analyzed the data, prepared figures and/or tables, and approved the final draft.
- Cécile Le Lann analyzed the data, authored or reviewed drafts of the paper, and approved the final draft.
- Joan Van Baaren analyzed the data, authored or reviewed drafts of the paper, and approved the final draft.
- Blas Lavandero conceived and designed the experiments, performed the experiments, analyzed the data, authored or reviewed drafts of the paper, and approved the final draft.

Field Study Permissions

The following information was supplied relating to field study approvals (i.e., approving body and any reference numbers):

Field experiments were approved by ANID (Agencia Nacional de Investigación y Desarrollo- Chile) (No. 1180601). Farms belonged to a single owner who willingly accepted to participate in the study and submitted their approval an allowance for using the field sites to FONDECYT- ANID (Fondo Nacional de Ciencia y Tecnología. Chile).

Data Availability

The following information was supplied regarding data availability:

The raw data is available in the [Supplemental File](#).

Supplemental Information

Supplemental information for this article can be found online at <http://dx.doi.org/10.7717/peerj.13299#supplemental-information>.

REFERENCES

- Aguilar-Fenollosa E, Ibáñez Gual MV, Pascual-Ruiz S, Hurtado M, Jacas JA. 2011.** Effect of ground-cover management on spider mites and their phytoseiid natural enemies in clementine mandarin orchards (I): bottom-up regulation mechanisms. *Biological Control* **59**:158–170 DOI [10.1016/j.biocontrol.2011.06.013](https://doi.org/10.1016/j.biocontrol.2011.06.013).
- Aguilar-Fenollosa E, Jacas JA. 2013.** Effect of ground cover management on Thysanoptera (thrips) in clementine mandarin orchards. *Journal of Pest Science* **86**:469–481 DOI [10.1007/s10340-013-0494-x](https://doi.org/10.1007/s10340-013-0494-x).
- Albajes R, Lumbierres B, Pons X, Comas J. 2013.** Representative taxa in field trials for environmental risk assessment of genetically modified maize. *Bulletin of Entomological Research* **103**:724–733 DOI [10.1017/S0007485313000473](https://doi.org/10.1017/S0007485313000473).
- Alfaro-Tapia A, Alvarez-Baca JK, Tougeron K, Lavandero B, Le Lann C, Van Baaren J. 2021.** Overwintering strategies and life-history traits of different populations of *Aphidius platensis* along a latitudinal gradient in Chile. *Entomologia Generalis* **42**(1):127–145 DOI [10.1127/entomologia/2021/1186](https://doi.org/10.1127/entomologia/2021/1186).
- Alvarez-Baca JK, Alfaro-Tapia A, Lavandero B, Le Lann C, Van Baaren J. 2020.** Suitability and profitability of a cereal aphid for the parasitoid *Aphidius platensis* in the context of conservation biological control of *Myzus persicae* in orchards. *Insects* **11**:1–17 DOI [10.3390/insects11060381](https://doi.org/10.3390/insects11060381).

- Andorno AV, López SN. 2014.** Biological control of *Myzus persicae* (Hemiptera: Aphididae) through banker plant system in protected crops. *Biological Control* **78**:9–14 DOI [10.1016/j.biocontrol.2014.07.003](https://doi.org/10.1016/j.biocontrol.2014.07.003).
- Andow DA. 1991.** Vegetational diversity and arthropod population response. *Annual Review of Entomology* **36**:561–586 DOI [10.1146/annurev.en.36.010191.003021](https://doi.org/10.1146/annurev.en.36.010191.003021).
- Balzan MV, Bocci G, Moonen AC. 2016.** Utilisation of plant functional diversity in wildflower strips for the delivery of multiple agroecosystem services. *Entomologia Experimentalis et Applicata* **158**:304–319 DOI [10.1111/eea.12403](https://doi.org/10.1111/eea.12403).
- Bates D, Mächler M, Bolker B, Walker S. 2015.** Fitting linear mixed-effects models using lme4. *Journal of Statistical Software* **67**:1–48 DOI [10.18637/jss.v067.i01](https://doi.org/10.18637/jss.v067.i01).
- Begg GS, Cook SM, Dye R, Ferrante M, Franck P, Lavigne C, Lövei GL, Mansion-Vaquie A, Pell JK, Petit S, Quesada N, Ricci B, Wratten SD, Birch ANE. 2017.** A functional overview of conservation biological control. *Crop Protection* **97**:145–158 DOI [10.1016/j.cropro.2016.11.008](https://doi.org/10.1016/j.cropro.2016.11.008).
- Beizhou S, Jie Z, Jinghui H, Hongying W, Yun K, Yuncong Y. 2011.** Temporal dynamics of the arthropod community in pear orchards intercropped with aromatic plants. *Pest Management Science* **67**:1107–1114 DOI [10.1002/ps.2156](https://doi.org/10.1002/ps.2156).
- Ben-Issa R, Gomez L, Gautier H. 2017.** Companion plants for aphid pest management. *Insects* **8**(4):112 DOI [10.3390/insects8040112](https://doi.org/10.3390/insects8040112).
- Benitez MS, Taheri WI, Lehman RM. 2016.** Selection of fungi by candidate cover crops. *Applied Soil Ecology* **103**:72–82 DOI [10.1016/j.apsoil.2016.03.016](https://doi.org/10.1016/j.apsoil.2016.03.016).
- Bernays Ea, Chapman RE. 1994.** *Host-plant selection by phytophagous insects*. Boston: Springer DOI [10.1007/b102508](https://doi.org/10.1007/b102508).
- Blackman R, Eastop V. 2000.** *Aphids on the world's crops: an identification and information guide*. New York: John Wiley & Sons LTD DOI [10.1086/523162](https://doi.org/10.1086/523162).
- Blackman R, Eastop V. 2007.** *Taxonomic issues*. Chichester: John Wiley & Sons.
- Blanco-Canqui H, Claassen MM, Presley DR. 2012.** Summer cover crops fix nitrogen, increase crop yield, and improve soil-crop relationships. *Agronomy Journal* **104**:137–147 DOI [10.2134/agronj2011.0240](https://doi.org/10.2134/agronj2011.0240).
- Blitzer EJ, Dormann CF, Holzschuh A, Klein AM, Rand TA, Tscharrntke T. 2012.** Spillover of functionally important organisms between managed and natural habitats. *Agriculture, Ecosystems and Environment* **146**:34–43 DOI [10.1016/j.agee.2011.09.005](https://doi.org/10.1016/j.agee.2011.09.005).
- Bowers C, Toews M, Liu Y, Schmidt JM. 2020.** Cover crops improve early season natural enemy recruitment and pest management in cotton production. *Biological Control* **141**:104149 DOI [10.1016/j.biocontrol.2019.104149](https://doi.org/10.1016/j.biocontrol.2019.104149).
- Brust J, Claupein W, Gerhards R. 2014.** Growth and weed suppression ability of common and new cover crops in Germany. *Crop Protection* **63**:1–8 DOI [10.1016/j.cropro.2014.04.022](https://doi.org/10.1016/j.cropro.2014.04.022).
- Bugg RL, Waddington C. 1994.** Using cover crops to manage arthropod pests of orchards: a review. *Agriculture, Ecosystems and Environment* **50**:11–28 DOI [10.1016/0167-8809\(94\)90121-X](https://doi.org/10.1016/0167-8809(94)90121-X).

- Cambra M, Capote N, Myrta A, Llácer G. 2006.** Plum pox virus and the estimated costs associated with sharka disease. *EPPO Bulletin* **36**:202–204
[DOI 10.1111/j.1365-2338.2006.01027](https://doi.org/10.1111/j.1365-2338.2006.01027).
- Cardinale BJ, Srivastava DS, Duffy JE, Wright JP, Downing AL, Sankaran M, Jouseau C, Cadotte MW, Carroll IT, Weis JJ, Hector A, Loreau M. 2009.** Effects of biodiversity on the functioning of ecosystems: a summary of 164 experimental manipulations of species richness. *Ecology* **90**:854–854 [DOI 10.1890/08-1584.1](https://doi.org/10.1890/08-1584.1).
- Cheli GH, Corley JC. 2010.** Efficient sampling of ground-dwelling arthropods using pitfall traps in arid steppes. *Neotropical Entomology* **39**:912–917
[DOI 10.1590/S1519-566X2010000600010](https://doi.org/10.1590/S1519-566X2010000600010).
- Cichon LI, Garrido SAS, Lago JD, Menni MF. 2013.** Control of green peach aphid *Myzus persicae* in organic plum orchards. *Acta Horticulturae* **1001**:115–120
[DOI 10.17660/ActaHortic.2013.1001.11](https://doi.org/10.17660/ActaHortic.2013.1001.11).
- Colfer RG, Rosenheim JA. 2001.** Predation on immature parasitoids and its impact on aphid suppression. *Oecologia* **126**:292–304 [DOI 10.1007/s004420000510](https://doi.org/10.1007/s004420000510).
- Dabney SM, Delgado JA, Reeves DW. 2001.** Using winter cover crops to improve soil and water quality. *Communications in Soil Science and Plant Analysis* **32**:1221–1250
[DOI 10.1081/CSS-100104110](https://doi.org/10.1081/CSS-100104110).
- Dainese M, Martin EA, Aizen MA, Albrecht M, Bartomeus I, Bommarco R, Carvalheiro LG, Chaplin-Kramer R, Gagic V, Garibaldi LA, Ghazoul J, Grab H, Jonsson M, Karp DS, Kennedy CM, Kleijn D, Kremen C, Landis DA, Letourneau DK, Marini L, Poveda K, Rader R, Smith HG, Tscharrntke T, Andersson GKS, Badenhauer I, Baensch S, Bezerra ADM, Bianchi FJJA, Boreux V, Bretagnolle V, Caballero-Lopez B, Cavigliasso P, Četković A, Chacoff NP, Classen A, Cusser S, da Silva Silva FD, De Groot GA, Dudenhöffer JH, Ekroos J, Fijen T, Franck P, Freitas BM, Garratt MPD, Gratton C, Hipólito J, Holzschuh A, Hunt L, Iverson AL, Jha S, Keasar T, Kim TN, Kishinevsky M, Klatt BK, Klein A-M, Krewenka KM, Krishnan S, Larsen AE, Lavigne C, Liere H, Maas B, Mallinger RE, Martinez Pachon E, Martínez-Salinas A, Meehan TD, Mitchell MGE, Molina GAR, Nesper M, Nilsson L, O'Rourke ME, Peters MK, Plečáš M, Potts SG, Ramos D de L, Rosenheim JA, Rundlöf M, Rusch A, Sáez A, Scheper J, Schleuning M, Schmack JM, Sciligo AR, Seymour C, Stanley DA, Stewart R, Stout JC, Sutter L, Takada MB, Taki H, Tamburini G, Tschumi M, Viana BF, Westphal C, Willcox BK, Wratten SD, Yoshioka A, Zaragoza-Trello C, Zhang W, Zou Y, Steffan-Dewenter I. 2019.** A global synthesis reveals biodiversity-mediated benefits for crop production. *Science Advances* **5**:eaax0121 [DOI 10.1126/sciadv.aax0121](https://doi.org/10.1126/sciadv.aax0121).
- De La Poza M, Pons X, Farinós GP, López C, Ortego F, Eizaguirre M, Castañera P, Albajes R. 2005.** Impact of farm-scale *Bt* maize on abundance of predatory arthropods in Spain. *Crop Protection* **24**:677–684 [DOI 10.1016/j.cropro.2004.12.003](https://doi.org/10.1016/j.cropro.2004.12.003).
- Dedryver CA, Le Ralec A, Fabre F. 2010.** The conflicting relationships between aphids and men: a review of aphid damage and control strategies. *Comptes Rendus - Biologies* **333**:539–553 [DOI 10.1016/j.crv.2010.03.009](https://doi.org/10.1016/j.crv.2010.03.009).

- Denys C, Tschardtke T. 2002.** Plant-insect communities and predator–prey ratios in field margin strips, adjacent crop fields, and fallows. *Oecologia* **130**:315–324 DOI [10.1007/s004420100796](https://doi.org/10.1007/s004420100796).
- Diggle PJ, Tawn JA, Moyeed RA. 1998.** Model-based geostatistics. *Journal of the Royal Statistical Society. Series C: Applied Statistics* **47**:299–350 DOI [10.1111/1467-9876.00113](https://doi.org/10.1111/1467-9876.00113).
- Diniz-Filho JAF, Bini LM, Hawkins BA. 2003.** Spatial autocorrelation and red herrings in geographical ecology. *Global Ecology and Biogeography* **12**:53–64 DOI [10.1046/j.1466-822X.2003.00322](https://doi.org/10.1046/j.1466-822X.2003.00322).
- Directorate General of Civil Aviation of Chile (DGAC). 2018.** *Reporte Climático 2018*. Santiago: Dirección Meteorológica de Chile.
- Dong J, Wu X, Xu C, Zhang Q, Jin X, Ding J, Liu S, Wang Y. 2005.** Evaluation of lucerne cover crop for improving biological control of *Lyonetia clerkella* (Lepidoptera: Lyonetiidae) by means of augmenting its predators in peach orchards. *The Great Lakes Entomologist* **38**:186–200.
- Dragoyski K, Stefanova B, Kamenova I. 2011.** Damages caused by Plum pox virus to some plum cultivars in the collection of RIMSA Troyan. *Acta Horticulturae* **899**:65–72 DOI [10.17660/actahortic.2011.899.7](https://doi.org/10.17660/actahortic.2011.899.7).
- Droege S, Tepedino VJ, Lebuhn G, Link W, Minckley RL, Chen Q, Conrad C. 2010.** Spatial patterns of bee captures in North American bowl trapping surveys. *Insect Conservation and Diversity* **3**:15–23 DOI [10.1111/j.1752-4598.2009.00074.x](https://doi.org/10.1111/j.1752-4598.2009.00074.x).
- Esri. 2019.** Spatial autocorrelation (Global Moran’s I). Esri Inc., California. Available at <https://desktop.arcgis.com/es/arcmap/10.3/tools/spatial-statistics-toolbox/spatial-autocorrelation.htm> (accessed on 12 January 2022).
- Finke DL, Denno RF. 2005.** Predator diversity and the functioning of ecosystems: the role of intraguild predation in dampening trophic cascades. *Ecology Letters* **8**:1299–1306 DOI [10.1111/j.1461-0248.2005.00832.x](https://doi.org/10.1111/j.1461-0248.2005.00832.x).
- Finney DM, Murrell EG, White CM, Baraibar B, Barbercheck ME, Bradley BA, Cornelisse S, Hunter MC, Kaye JP, Mortensen DA, Mullen CA, Schipanski ME. 2017.** Ecosystem services and disservices are bundled in simple and diverse cover cropping systems. *Agricultural & Environmental Letters* **2**:170033 DOI [10.2134/ael2017.09.0033](https://doi.org/10.2134/ael2017.09.0033).
- Fox J, Weisberg S, Adler D, Bates D, Baud-Bovy G, Ellison S, Firth D, Friendly M, Gorjanc G, Graves S, Heiberger R, Laboissiere R, Monette G, Murdoch D, Nilsson H, Ogle D, Ripley B, Venables W, Winsemius D, Zeileis A. 2016.** *Package “car”. Companion to Applied Regression depends R (>=3.2.0)*. Vienna: R Foundation for Statistical Computing.
- Gagic V, Bartomeus I, Jonsson T, Taylor A, Winqvist C, Fischer C, Slade EM, Steffan-Dewenter I, Emmerson M, Potts SG, Tschardtke T, Weisser W, Bommarco R. 2015.** Functional identity and diversity of animals predict ecosystem functioning better than species-based indices. *Proceedings of the Royal Society B: Biological Sciences* **282**:20142620 DOI [10.1098/rspb.2014.2620](https://doi.org/10.1098/rspb.2014.2620).

- Glinwood R, Pettersson J. 2000.** Host choice and host leaving in *Rhopalosiphum padi* (Hemiptera: Aphididae) emigrants and repellency of aphid colonies on the winter host. *Bulletin of Entomological Research* **90**:57–61 DOI [10.1017/s0007485300000717](https://doi.org/10.1017/s0007485300000717).
- Gómez-Marco F, Tena A, Jaques JA, Garcia AU. 2016.** Early arrival of predators controls *Aphis spiraecola* colonies in citrus clementines. *Journal of Pest Science* **89**:69–79 DOI [10.1007/s10340-015-0668-9](https://doi.org/10.1007/s10340-015-0668-9).
- Gómez-Marco F, Urbaneja A, Tena A. 2016.** A sown grass cover enriched with wild forb plants improves the biological control of aphids in citrus. *Basic and Applied Ecology* **17**:210–219 DOI [10.1016/j.baae.2015.10.006](https://doi.org/10.1016/j.baae.2015.10.006).
- Gontijo LM. 2019.** Engineering natural enemy shelters to enhance conservation biological control in field crops. *Biological Control* **130**:155–163 DOI [10.1016/j.biocontrol.2018.10.014](https://doi.org/10.1016/j.biocontrol.2018.10.014).
- González R. 1989.** *Insectos y acaros de importancia agricola y cuarentenaria en Chile*. Santiago: University of Chile DOI [10.34720/777a-tx69](https://doi.org/10.34720/777a-tx69).
- Grechi I, Sauge MH, Sauphanor B, Hilgert N, Senoussi R, Lescourret F. 2008.** How does winter pruning affect peach tree-*Myzus persicae* interactions?. *Entomologia Experimentalis et Applicata* **128**:369–379 DOI [10.1111/j.1570-7458.2008.00720.x](https://doi.org/10.1111/j.1570-7458.2008.00720.x).
- Gurr GM, Wratten SD, Landis DA, You M. 2017.** Habitat management to suppress pest populations: progress and prospects. *Annual Review of Entomology* **62**:91–109 DOI [10.1146/annurev-ento-031616-035050](https://doi.org/10.1146/annurev-ento-031616-035050).
- Hatt S, Mouchon P, Lopes T, Francis F. 2017.** Effects of wildflower strips and an adjacent forest on aphids and their natural enemies in a pea field. *Insects* **8**:1–9 DOI [10.3390/insects8030099](https://doi.org/10.3390/insects8030099).
- Heemsbergen DA, Berg MP, Loreau M, Van Hal JR, Faber JH, Verhoef HA. 2004.** Biodiversity effects on soil processes explained by interspecific functional dissimilarity. *Science* **306**:1019–1020 DOI [10.1126/science.1101865](https://doi.org/10.1126/science.1101865).
- Hothorn T, Bretz F, Westfall P. 2008.** Simultaneous inference in general parametric models. *Biometrical Journal* **50**:346–363 DOI [10.1002/bimj.200810425](https://doi.org/10.1002/bimj.200810425).
- Hutchinson GE. 1959.** Homage to Santa Rosalia or why are there so many kinds of animals? *The American Naturalist* **93**:145–159 DOI [10.1086/282070](https://doi.org/10.1086/282070).
- Irvin NA, Scarratt SL, Wratten SD, Frampton CM, Chapman RB, Tylianakis JM. 2006.** The effects of floral understoreys on parasitism of leafrollers (Lepidoptera: Tortricidae) on apples in New Zealand. *Agricultural and Forest Entomology* **8**:25–34 DOI [10.1111/j.1461-9555.2006.00285.x](https://doi.org/10.1111/j.1461-9555.2006.00285.x).
- Isik D, Kaya E, Ngouajio M, Mennan H. 2009.** Weed suppression in organic pepper (*Capsicum annuum* L.) with winter cover crops. *Crop Protection* **28**:356–363 DOI [10.1016/j.cropro.2008.12.002](https://doi.org/10.1016/j.cropro.2008.12.002).
- Jeavons E, Van Baaren J, Le Ralec A, Buchard C, Duval F, Llopis S, Postic E, Le Lann C. 2022.** Third and fourth trophic level composition shift in an aphid–parasitoid–hyperparasitoid food web limits aphid control in an intercropping system. *Journal of Applied Ecology* **59**:300–313 DOI [10.1111/1365-2664.14055](https://doi.org/10.1111/1365-2664.14055).

- Jonsson M, Wratten SD, Landis DA, Tompkins JML, Cullen R. 2010. Habitat manipulation to mitigate the impacts of invasive arthropod pests. *Biological Invasions* 12:2933–2945 DOI [10.1007/s10530-010-9737-4](https://doi.org/10.1007/s10530-010-9737-4).
- Kandel DR, Tilmon KJ, Shuster TL. 2016. Density-dependent responses of natural enemies to soybean aphid (Hemiptera: Aphididae) populations. *Journal of Entomological Science* 51:168–177 DOI [10.18474/JES15-30.1](https://doi.org/10.18474/JES15-30.1).
- Karp DS, Chaplin-Kramer R, Meehan TD, Martin EA, De Clerck F, Grab H, Gratton C, Hunt L, Larsen AE, Martínez-Salinas A, O'Rourke ME, Rusch A, Poveda K, Jonsson M, Rosenheim JA, Schellhorn NA, Tschardt T, Wratten SD, Zhang W, Iverson AL, Adler LS, Albrecht M, Alignier A, Angelella GM, Anjum MZ, Avelino J, Batáry P, Baveco JM, Bianchi FJJA, Birkhofer K, Bohnenblust EW, Bommarco R, Brewer MJ, Caballero-López B, Carrière Y, Carvalheiro LG, Cayuela L, Centrella M, Četković A, Henri DC, Chabert A, Costamagna AC, Mora ADela, de Kraker J, Desneux N, Diehl E, Diekötter T, Dormann CF, Eckberg JO, Entling MH, Fiedler D, Franck P, van Veen FJF, Frank T, Gagic V, Garratt MPD, Getachew A, Gonthier DJ, Goodell PB, Graziosi I, Groves RL, Gurr GM, Hajian-Forooshani Z, Heimpel GE, Herrmann JD, Huseth AS, Inclán DJ, Ingrao AJ, Iv P, Jacot K, Johnson GA, Jones L, Kaiser M, Kaser JM, Keasar T, Kim TN, Kishinevsky M, Landis DA, Lavandero B, Lavigne C, Ralec AL, Lemessa D, Letourneau DK, Liere H, Lu Y, Lubin Y, Luttermoser T, Maas B, Mace K, Madeira F, Mader V, Cortesero AM, Marini L, Martinez E, Martinson HM, Menozzi P, Mitchell MGE, Miyashita T, Molina GAR, Molina-Montenegro MA, O'Neal ME, Opatovsky I, Ortiz-Martinez S, Nash M, Östman Ö, Ouin A, Pak D, Paredes D, Parsa S, Parry H, Perez-Alvarez R, Perović DJ, Peterson JA, Petit S, Philpott SM, Plantegenest M, Plečás M, Pluess T, Pons X, Potts SG, Pywell RF, Ragsdale DW, Rand TA, Raymond L, Ricci B, Sargent C, Sarthou JP, Saulais J, Schäckermann J, Schmidt NP, Schneider G, Schüepp C, Sivakoff FS, Smith HG, Whitney KS, Stutz S, Szendrei Z, Takada MB, Taki H, Tamburini G, Thomson LJ, Tricault Y, Tsafack N, Tschumi M, Valantin-Morison M, van Trinh M, van der Werf W, Vierling KT, Werling BP, Wickens JB, Wickens VJ, Woodcock BA, Wyckhuys K, Xiao H, Yasuda M, Yoshioka A, Zou Y. 2018. Crop pests and predators exhibit inconsistent responses to surrounding landscape composition. *Proceedings of the National Academy of Sciences of the United States of America* 115:E7863–E7870 DOI [10.1073/pnas.1800042115](https://doi.org/10.1073/pnas.1800042115).
- Kato-Noguchi H, Kosemura S, Yamamura S, Mizutani J, Hasegawa K. 1994. Allelopathy of oats. I. Assessment of allelopathic potential of extract of oat shoots and identification of an allelochemical. *Journal of Chemical Ecology* 20:309–314 DOI [10.1007/BF02064439](https://doi.org/10.1007/BF02064439).
- Kato-Noguchi H, Mizutani J, Hasegawa K. 1994. Allelopathy of oats. II. Allelochemical effect of l-Tryptophan and its concentration in oat root exudates. *Journal of Chemical Ecology* 20:315–319 DOI [10.1007/BF02064440](https://doi.org/10.1007/BF02064440).
- Kennedy JS, Booth CO, Kershaw WJS. 1961. Host finding by aphids in the field: III. Visual attraction. *Annals of Applied Biology* 49:1–21 DOI [10.1111/j.1744-7348.1961.tb03587.x](https://doi.org/10.1111/j.1744-7348.1961.tb03587.x).

- Kogan M, Pitre HN. 1980.** General sampling methods for above-ground populations of soybean arthropods. In: Kogan M, DC H, eds. *Sampling methods in soybean entomology*. New York: Springer, 30–60 DOI [10.1007/978-1-4612-9998-1_2](https://doi.org/10.1007/978-1-4612-9998-1_2).
- Landis DA, Van Der Werf W. 1997.** Early-season predation impacts the establishment of aphids and spread of beet yellows virus in sugar beet. *Entomophaga* **42**:499–516 DOI [10.1007/BF02769810](https://doi.org/10.1007/BF02769810).
- Landis DA, Wratten SD, Gurr GM. 2000.** Habitat management to conserve natural enemies of arthropod pests in agriculture. *Annual Review of Entomology* **45**:175–201 DOI [10.1146/annurev.ento.45.1.175](https://doi.org/10.1146/annurev.ento.45.1.175).
- Letourneau DK, Jedlicka JA, Bothwell SG, Moreno CR. 2009.** Effects of natural enemy biodiversity on the suppression of arthropod herbivores in terrestrial ecosystems. *Annual Review of Ecology, Evolution, and Systematics* **40**:573–592 DOI [10.1146/annurev.ecolsys.110308.120320](https://doi.org/10.1146/annurev.ecolsys.110308.120320).
- Lucas É. 2005.** Intraguild predation among aphidophagous predators. *European Journal of Entomology* **102**:351–364 DOI [10.14411/eje.2005.052](https://doi.org/10.14411/eje.2005.052).
- Lundgren JG, Wyckhuys KAG, Desneux N. 2009.** Population responses by *Orius insidiosus* to vegetational diversity. *BioControl* **54**:135–142 DOI [10.1007/s10526-008-9165-x](https://doi.org/10.1007/s10526-008-9165-x).
- Luquet M, Peñalver Cruz A, Satour P, Anton S, Cortesero A-M, Lavandero B, Jaloux B. 2021.** Aphid honeydew may be the predominant sugar source for *Aphidius* parasitoids even in nectar-providing intercrops. *Biological Control* **158**:104596 DOI [10.1016/j.biocontrol.2021.104596](https://doi.org/10.1016/j.biocontrol.2021.104596).
- Meisner M, Harmon JP, Harvey CT, Ives AR. 2011.** Intraguild predation on the parasitoid *Aphidius ervi* by the generalist predator *Harmonia axyridis*: the threat and its avoidance. *Entomologia Experimentalis et Applicata* **138**:193–201 DOI [10.1111/j.1570-7458.2010.01090.x](https://doi.org/10.1111/j.1570-7458.2010.01090.x).
- Micha SG, Kistenmacher S, Mölck G, Wyss U. 2000.** Tritrophic interactions between cereals, aphids and parasitoids: Discrimination of different plant-host complexes by *Aphidius rhopalosiphi* (Hymenoptera: Aphidiidae). *European Journal of Entomology* **97**:539–543 DOI [10.14411/eje.2000.083](https://doi.org/10.14411/eje.2000.083).
- Montes C, Perez-Quezada JF, Peña Neira A, Tonietto J. 2012.** Climatic potential for viticulture in Central Chile. *Australian Journal of Grape and Wine Research* **18**:20–28 DOI [10.1111/j.1755-0238.2011.00165.x](https://doi.org/10.1111/j.1755-0238.2011.00165.x).
- Monticelli LS, Tena A, Idier M, Amiens-Desneux E, Desneux N. 2020.** Quality of aphid honeydew for a parasitoid varies as a function of both aphid species and host plant. *Biological Control* **140**:1–10 DOI [10.1016/j.biocontrol.2019.104099](https://doi.org/10.1016/j.biocontrol.2019.104099).
- Moran PAP. 1950.** Notes on continuous stochastic phenomena. *Biometrika* **37**:17–23 DOI [10.1093/biomet/37.1-2.17](https://doi.org/10.1093/biomet/37.1-2.17).
- Morris RJ, Fellowes MDE. 2002.** Learning and natal host influence host preference, handling time and sex allocation behaviour in a pupal parasitoid. *Behavioral Ecology and Sociobiology* **51**:386–393 DOI [10.1007/s00265-001-0439-x](https://doi.org/10.1007/s00265-001-0439-x).

- Nieto Nafría JM, Fuentes-Contreras E, Castro Colmenero M, Aldea Piera M, Ortego J, Mier Durante MP, Durante MPM. 2016. Catálogo de los áfidos (Hemiptera, Aphididae) de Chile, con plantas hospedadoras y distribuciones regional y provincial. *Graellsia* 72:e050 DOI 10.3989/graellsia.2016.v72.167.
- Nagasaka K, Takahasi N, Okabayashi T. 2010. Impact of secondary parasitism on *Aphidius colemani* in the banker plant system on aphid control in commercial greenhouses in Kochi, Japan. *Applied Entomology and Zoology* 45:541–550 DOI 10.1303/aez.2010.541.
- Nielsen DC, Lyon DJ, Hergert GW, Higgins RK, Holman JD. 2015. Cover crop biomass production and water use in the Central Great Plains. *Agronomy Journal* 107:2047–2058 DOI 10.2134/agronj15.0186.
- Ortiz-Martínez SA, Lavandero B. 2018. The effect of landscape context on the biological control of *Sitobion avenae*: temporal partitioning response of natural enemy guilds. *Journal of Pest Science* 91:41–53 DOI 10.1007/s10340-017-0855-y.
- Paredes D, Cayuela L, Campos M. 2013. Synergistic effects of ground cover and adjacent vegetation on natural enemies of olive insect pests. *Agriculture, Ecosystems and Environment* 173:72–80 DOI 10.1016/j.agee.2013.04.016.
- Perović DJ, Gámez-Virués S, Landis DA, Wäckers F, Gurr GM, Wratten SD, You MS, Desneux N. 2018. Managing biological control services through multi-trophic trait interactions: review and guidelines for implementation at local and landscape scales. *Biological Reviews* 93:306–321 DOI 10.1111/brv.12346.
- Pickett CH, Roltsch W, Corbett A. 2004. The role of rubidium marked natural enemy refuge in the establishment and movement of *Bemisia* parasitoids. *International Journal of Pest Management* 50:183–191 DOI 10.1080/09670870410001731916.
- Plečaš M, Gagić V, Janković M, Petrović-Obradović O, Kavallieratos NG, Tomanović Ž, Thies C, Tscharrntke T, Četković A. 2014. Landscape composition and configuration influence cereal aphid-parasitoid-hyperparasitoid interactions and biological control differentially across years. *Agriculture, Ecosystems and Environment* 183:1–10 DOI 10.1016/j.agee.2013.10.016.
- Polis GA, Myers CA, Holt RD. 1989. The ecology and evolution of intraguild predation: potential competitors that eat each other. *Annual Review of Ecology and Systematics* 20:297–330 DOI 10.1146/annurev.es.20.110189.001501.
- Poveda K, Gómez MI, Martínez E. 2008. Diversification practices: their effect on pest regulation and production. *Revista Colombiana de Entomología* 34:131–144.
- Price PW, Bouton CE, Gross P, McPherson BA, Thompson JN, Weis AE. 1980. Interactions among three trophic levels: influence of plants on interactions between insect herbivores and natural enemies. *Annual Review of Ecology and Systematics* 11:41–65 DOI 10.1146/annurev.es.11.110180.000353.
- Quijas S, Schmid B, Balvanera P. 2010. Plant diversity enhances provision of ecosystem services: a new synthesis. *Basic and Applied Ecology* 11:582–593 DOI 10.1016/j.baae.2010.06.009.
- R Core Team. 2019. *R: A language and environment for statistical computing*. Available at <https://www.r-project.org/>.

- Rand TA, Waters DK. 2020.** Aphid honeydew enhances parasitoid longevity to the same extent as a high-quality floral resource: implications for conservation biological control of the Wheat stem sawfly (Hymenoptera: Cephidae). *Journal of Economic Entomology* **113**:2022–2025 DOI [10.1093/jee/toaa076](https://doi.org/10.1093/jee/toaa076).
- Raymond L, Ortiz-Martínez SA, Lavandero B. 2015.** Temporal variability of aphid biological control in contrasting landscape contexts. *Biological Control* **90**:148–156 DOI [10.1016/j.biocontrol.2015.06.011](https://doi.org/10.1016/j.biocontrol.2015.06.011).
- Reznik SY, Belyakova NA, Ovchinnikov AN, Ovchinnikova AA. 2017.** The influence of density-dependent factors on larval development in native and invasive populations of *Harmonia axyridis* (Pall.) (Coleoptera, Coccinellidae). *Entomological Review* **97**:847–852 DOI [10.1134/S0013873817070016](https://doi.org/10.1134/S0013873817070016).
- Roarty S, Hackett RA, Schmidt O. 2017.** Earthworm populations in twelve cover crop and weed management combinations. *Applied Soil Ecology* **114**:142–151 DOI [10.1016/j.apsoil.2017.02.001](https://doi.org/10.1016/j.apsoil.2017.02.001).
- Root RB. 1973.** Organization of a plant-arthropod association in simple and diverse habitats: the fauna of collards (*Brassica oleracea*). *Ecological Monographs* **43**:95–124 DOI [10.2307/1942161](https://doi.org/10.2307/1942161).
- Rusch A, Bommarco R, Ekbom B. 2016.** Conservation biological control in agricultural landscapes. *Advances in Botanical Research* **81**:1–28 DOI [10.1016/bs.abr.2016.11.001](https://doi.org/10.1016/bs.abr.2016.11.001).
- Sanders D, Schaefer M, Platner C, Griffiths GJK. 2011.** Intraguild interactions among generalist predator functional groups drive impact on herbivore and decomposer prey. *Oikos* **120**:418–426 DOI [10.1111/j.1600-0706.2010.18924](https://doi.org/10.1111/j.1600-0706.2010.18924).
- Sarricolea P, Herrera-Ossandon M, Meseguer-Ruiz Ó. 2017.** Climatic regionalisation of continental Chile. *Journal of Maps* **13**:66–73 DOI [10.1080/17445647.2016.1259592](https://doi.org/10.1080/17445647.2016.1259592).
- Sattler C, Gianuca AT, Schweiger O, Franzén M, Settele J. 2020.** Pesticides and land cover heterogeneity affect functional group and taxonomic diversity of arthropods in rice agroecosystems. *Agriculture, Ecosystems and Environment* **297**:106927 DOI [10.1016/j.agee.2020.106927](https://doi.org/10.1016/j.agee.2020.106927).
- Schooler SS, De Barro P, Ives AR. 2011.** The potential for hyperparasitism to compromise biological control: why don't hyperparasitoids drive their primary parasitoid hosts extinct? *Biological Control* **58**:167–173 DOI [10.1016/j.biocontrol.2011.05.018](https://doi.org/10.1016/j.biocontrol.2011.05.018).
- Silva EB, Franco JC, Vasconcelos T, Branco M. 2010.** Effect of ground cover vegetation on the abundance and diversity of beneficial arthropods in citrus orchards. *Bulletin of Entomological Research* **100**:489–499 DOI [10.1017/S0007485309990526](https://doi.org/10.1017/S0007485309990526).
- Simoes MP, Belo AF, Pinto-Cruz C, Pinheiro AC. 2014.** Natural vegetation management to conserve biodiversity and soil water in olive orchards. *Spanish Journal of Agricultural Research* **12**:633–643 DOI [10.5424/sjar/2014123-5255](https://doi.org/10.5424/sjar/2014123-5255).
- Snyder WE, Ives AR. 2001.** Generalist predators disrupt biological control by a specialist parasitoid. *Ecology* **82**:705–716 DOI [10.2307/2680190](https://doi.org/10.2307/2680190).
- Starý P. 1995.** The Aphidiidae of Chile. *Deutsche Entomologische Zeitschrift* **42**:113–138.
- Sullivan DJ, Völkl W. 1999.** Hyperparasitism: multitrophic ecology and behavior. *Annual Review of Entomology* **44**:291–315 DOI [10.1146/annurev.ento.44.1.291](https://doi.org/10.1146/annurev.ento.44.1.291).

- Symmes EJ, Dewhurst SY, Birkett MA, Campbell CAM, Chamberlain K, Pickett JA, Zalom FG. 2012. The sex pheromones of Mealy plum (*Hyalopterus pruni*) and Leaf-curl plum (*Brachycaudus helichrysi*) aphids: identification and field trapping of male and gynoparous aphids in prune orchards. *Journal of Chemical Ecology* 38:576–583 DOI 10.1007/s10886-012-0121-y.
- Tahvanainen JO, Root RB. 1972. The influence of vegetational diversity on the population ecology of a specialized herbivore, *Phyllotreta cruciferae* (Coleoptera: Chrysomelidae). *Oecologia* 10:321–346 DOI 10.1007/BF00345736.
- Tena A, Pekas A, Cano D, Wäckers FL, Urbaneja A. 2015. Sugar provisioning maximizes the biocontrol service of parasitoids. *Journal of Applied Ecology* 52:795–804 DOI 10.1111/1365-2664.12426.
- Thies C, Tschardt T. 1999. Landscape structure and biological control in agroecosystems. *Science* 285:893–895 DOI 10.1126/science.285.5429.893.
- Thomson LJ, Hoffmann AA. 2013. Spatial scale of benefits from adjacent woody vegetation on natural enemies within vineyards. *Biological Control* 64:57–65 DOI 10.1016/j.biocontrol.2012.09.019.
- Tomanovic Ž, Petrovic A, Mitrovic M, Kavallieratos N, Stary P, Rakhshani E, Rashedipour M, Popovic A, Shukshuk A, Ivanovic A. 2014. Molecular and morphological variability within the *Aphidius colemani* group with redescription of *Aphidius platensis* Brethes (Hymenoptera: Braconidae: Aphidiinae). *Bulletin of Entomological Research* 104:552–565 DOI 10.1017/S0007485314000327.
- Tougeron K, Tena A. 2019. Hyperparasitoids as new targets in biological control in a global change context. *Biological Control* 130:164–171 DOI 10.1016/j.biocontrol.2018.09.003.
- Traugott M, Bell JR, Raso L, Sint D, Symondson WOC. 2012. Generalist predators disrupt parasitoid aphid control by direct and coincidental intraguild predation. *Bulletin of Entomological Research* 102:239–247 DOI 10.1017/S0007485311000551.
- Triplehorn CA, Johnson NF. 2005. *Borror and delong's introduction to the study of insects - SIBE*. Boston: Thomson Brooks Cole.
- Van Nouhuys S, Lei G. 2004. Parasitoid-host metapopulation dynamics: the causes and consequences of phenological asynchrony. *Journal of Animal Ecology* 73:526–535 DOI 10.1111/j.0021-8790.2004.00827.x.
- Venzon M, Amaral DSSL, Togni PHB, Chiguachi JAM. 2019. Interactions of natural enemies with non-cultivated plants. In: *Natural enemies of insect pests in neotropical agroecosystems: biological control and functional biodiversity*. Cham: Springer, 15–26 DOI 10.1007/978-3-030-24733-1_2.
- Vollhardt IMG, Bianchi FJJA, Wäckers FL, Thies C, Tschardt T. 2010. Spatial distribution of flower vs. honeydew resources in cereal fields may affect aphid parasitism. *Biological Control* 53:204–213 DOI 10.1016/j.biocontrol.2009.12.011.
- Wäckers FL, Van Rijn PCJ, Heimpel GE. 2008. Honeydew as a food source for natural enemies: making the best of a bad meal? *Biological Control* 45:176–184 DOI 10.1016/j.biocontrol.2008.01.007.

- Welch KD, Harwood JD. 2014.** Temporal dynamics of natural enemy-pest interactions in a changing environment. *Biological Control* 75:18–27
DOI [10.1016/j.biocontrol.2014.01.004](https://doi.org/10.1016/j.biocontrol.2014.01.004).
- Yang F, Xu L, Wu YK, Wang Q, Yao ZW, Žikić V, Tomanović Ž, Ferrer-Suay M, Selfa J, Pujade-Villar J, Traugott M, Desneux N, Lu YH, Guo YY. 2017.** Species composition and seasonal dynamics of aphid parasitoids and hyperparasitoids in wheat fields in northern China. *Scientific Reports* 7:1–9 DOI [10.1038/s41598-017-14441-6](https://doi.org/10.1038/s41598-017-14441-6).
- Zamani AA, Talebi A, Fathipour Y, Baniameri V. 2007.** Effect of temperature on life history of *Aphidius colemani* and *Aphidius matricariae* (Hymenoptera: Braconidae), two parasitoids of *Aphis gossypii* and *Myzus persicae* (Homoptera: Aphididae). *Environmental Entomology* 36:263–271 DOI [10.1603/0046-225X-36.2.263](https://doi.org/10.1603/0046-225X-36.2.263).