



**HAL**  
open science

## **DX center formation in highly Si doped AlN nanowires revealed by trap assisted space-charge limited current**

Rémy Vermeersch, Gwenolé Jacopin, Bruno Daudin, Julien Pernot

► **To cite this version:**

Rémy Vermeersch, Gwenolé Jacopin, Bruno Daudin, Julien Pernot. DX center formation in highly Si doped AlN nanowires revealed by trap assisted space-charge limited current. Applied Physics Letters, 2022, 120 (16), pp.162104. 10.1063/5.0087789 . hal-03686334

**HAL Id: hal-03686334**

**<https://hal.science/hal-03686334>**

Submitted on 2 Jun 2022

**HAL** is a multi-disciplinary open access archive for the deposit and dissemination of scientific research documents, whether they are published or not. The documents may come from teaching and research institutions in France or abroad, or from public or private research centers.

L'archive ouverte pluridisciplinaire **HAL**, est destinée au dépôt et à la diffusion de documents scientifiques de niveau recherche, publiés ou non, émanant des établissements d'enseignement et de recherche français ou étrangers, des laboratoires publics ou privés.

# **DX center formation in highly Si doped AlN nanowires revealed by trap assisted space-charge limited current**

Rémy Vermeersch<sup>1,2</sup>, Gwénoél Jacopin<sup>1</sup>, Bruno Daudin<sup>2</sup>, Julien Pernot<sup>1</sup>

<sup>1</sup> Univ. Grenoble Alpes, Grenoble INP, Institut Néel, CNRS, 38000 Grenoble, France.

<sup>2</sup> Univ. Grenoble Alpes, CEA, IRIG-PHELIQS, NPSC, 17 rue des martyrs, 38000 Grenoble, France.

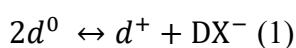
Author to whom correspondence should be addressed: [remy.vermeersch@neel.cnrs.fr](mailto:remy.vermeersch@neel.cnrs.fr)

## Abstract

Electrical properties of silicon doped AlN nanowires grown by plasma assisted molecular beam epitaxy were investigated by means of temperature dependent current-voltage measurements. Following an ohmic regime for bias lower than 0.1 V, a transition to space-charge limited regime occurred for higher bias. This transition appears to change with doping level and is studied within the framework of the simplified theory of space-charge limited current assisted by traps. For the lowest doped samples, a single, doping independent trapping behavior is observed. For the most doped samples, an electron trap of energy level around 150 meV below conduction band is identified. The density of these traps is increasing with Si doping level, consistent with self-compensation mechanism reported in the literature. The results are in accordance with the presence of Si atoms that have three different configurations: one shallow state and two DX centers.

Wide bandgap nitride materials are of particular interest due to their applications as UV emitters and high-power or high-temperature electronic devices. Specifically, aluminum nitride (AlN) is a material of choice since it benefits from a large direct bandgap of 6.2 eV and a high breakdown field of around 10 MV/cm. Realization of these devices requires a precise control of material crystallographic quality, carrier concentration and conductivity of the layers over a wide range of doping from a few  $10^{15} \text{ cm}^{-3}$  up to  $10^{19} \text{ cm}^{-3}$  in electronic and optoelectronic applications. Whereas considerable advances have been achieved on gallium nitride (GaN), silicon carbide and diamond, AlN still suffers from limitations when doped with either Si (n-type) or Mg (p-type) restraining its electrical performances.

In pure AlN and AlGaN materials with an AlN mole fraction above 60-80%, Si atoms no longer prefer to be in purely substitutional cation sites, but will undergo a transition through lattice relaxation, preventing the impurity to act as a shallow  $d$  donor<sup>1-3</sup>. This so-called DX state is related to Si in interstitial site and exhibits ionization energy much larger than the 70 meV of  $\text{Si}_{\text{Al}}$  evaluated from the hydrogenic model. Experimentally, a wide variety of donor ionization energy values are found depending on measurement techniques, ranging from  $\sim 70 \text{ meV}^{4-7}$  to  $\sim 300 \text{ meV}^{7-10}$ . The discussion, supported by density functional theory calculations, on the nature of the different Si states in AlN was initiated in the late 90s and is still ongoing. However, no consensus appears neither on Si configuration within the AlN lattice nor on its electronic state and transitions.<sup>11-16</sup> In addition, compensation of donors occurs for Si concentration as low as  $10^{17} \text{ cm}^{-3}$ , reducing even more the doping efficiency of Si in AlN<sup>17</sup>. Its origin arises from the presence of DX centers which can be considered as acceptors as the following relation holds<sup>1,2,11</sup>,



where  $d^0$  and  $d^+$  are the neutral and positively ionized state of shallow donor and  $DX^-$  the negatively charged DX state. The increasing compensation level with increasing Si content also comes from an increasing amount of intrinsic impurities such as Al vacancies,  $Si_N$  and  $V_{Al} - nSi_{Al}$  ( $n=1,2,3$ ) complexes when Fermi level approaches conduction band<sup>17,18</sup>. The combination of all these effects implies a drastic reduction of electron concentration in Si:AlN leading to poor electrical conduction.

Recently, stabilization of the shallow state of Si impurity was demonstrated in the case of implanted layers annealed at relatively low temperature<sup>19</sup>. Breckenridge and coworkers reported an ionization energy of 70 meV after annealing at 1200°C while a 270 meV ionization energy was found for samples annealed at higher temperature. In a previous article, we reported the presence of shallow Si states in AlN nanowires (NWs) with an ionization energy of 75 meV<sup>20</sup>. Such states are dominant at room temperature for NWs in the low Si flux range whereas at higher Si flux, it is no longer the case. In relation with such increase, the effect of Fermi level pinning on lateral NW sidewalls was discussed as it can drastically affect electrical properties<sup>21</sup>. In addition to the presence of shallow states, the controversial issue of DX formation with higher ionization energies in the 100–300 meV range still needs to be clarified. Accordingly, the present article focuses on the role of the DX complexes as trapping centers for electrons in Si-doped AlN NWs, which can be described in the framework of space-charge limited current (SCLC) theory.

As described by Lampert<sup>22</sup>, the simplified theory of SCLC is designed in order to model current flow in insulator containing traps, based on Poisson's equation and charge neutrality equation at quasi-thermal equilibrium. The case of a material with a free electron concentration  $n$  containing a single trap with a concentration  $N_t$  located within the forbidden gap at a single energy level above the Fermi level and a homogenous electronic transport is hereafter

considered. At low bias, ohmic conduction occurs thanks to the drift of charge carriers present at thermodynamic equilibrium, following Ohm's law:

$$I_{\Omega} = \frac{en\mu SV}{a} \quad (2)$$

where  $e$  is the electronic charge,  $\mu$  the mobility,  $V$  the applied voltage between the anode and cathode separated by a distance  $a$  and  $S$  the contact surface. Depending on the trap nature and its energy position with respect to Fermi level, a number of them can be charged close to the contact, repulsing carriers and preventing their direct injection from the contact. In case of deep traps, a certain voltage threshold is needed to overcome this repulsion, which is equal to  $V_{TFL} = \frac{ea^2}{2\varepsilon} N_t$ , with  $\varepsilon$  the dielectric constant of the material. In the case of nanowires with high surface/volume ratio,  $V_{TFL}$  may be significantly reduced due to poor electrostatic screening.<sup>23</sup> Once this voltage is reached, current flow arises from injected carriers at the contact resulting in a steep increase in current, sometimes wrongly assigned to impact ionization<sup>24</sup>. Starting from  $V_{TFL}$  and for higher voltages, current follows Child's law and is only dependent on the carrier mobility in the band,  $\mu$ , but no longer on the density  $n$  of electrons present in the material:

$$I_C = \frac{8e\varepsilon\mu SV^2}{9a^3} \quad (3)$$

However, in the case of shallow traps, and as Fermi level lies below the trap level close to the anode, only a fraction might be already neutralized. Accordingly, direct injection from the contact can occur at voltages lower than  $V_{TFL}$ , ensuing the onset of Child's law at a voltage,  $V_{\Omega-\theta} = \frac{ea^2}{2\varepsilon\theta} n$ . Here, the free/trapped carrier ratio  $\theta$  is defined by the following equation:

$$\theta = \frac{N_C}{N_t} \exp\left(-\frac{E_C - E_t}{kT}\right) \quad (4)$$

with  $N_C$  the effective density of state of the conduction band,  $k$  the Boltzmann's constant,  $T$  the temperature and  $E_C - E_t$  the relative position of the trap level with respect to conduction band. This ratio, smaller than unity, is independent of the applied voltage. For  $V_{\Omega-\theta} < V < V_{TFL}$ , the

current flows following a Child's law corrected from  $\theta$  smaller than 1:

$$I_c = \frac{8e\epsilon\mu\theta SV^2}{9a^3} \quad (5)$$

In case of  $V \approx V_{TFL}$ , filling of all traps occurs and current flows in a standard Child's law regime with  $\theta = 1$ .

Samples under study were grown by PA-MBE under nitrogen-rich conditions on low resistivity n-type Si (111) wafer. After the growth of a 350 nm Si-doped GaN stem, a Si-doped AlN section of around 450 nm was grown and capped by a 20 nm Si-doped GaN section. In all samples, GaN sections are doped with the same Si flux corresponding to  $\sim 2 \times 10^{20}$  Si/cm<sup>3</sup> measured by energy dispersive X-ray spectroscopy (EDX). The silicon cell temperature ( $T_{Si}$ ) was varied from sample to sample during the AlN section growth, ranging from 750°C up to 1300°C. Silicon concentration in AlN was also measured by EDX and was ranging from a few  $10^{15}$  Si/cm<sup>3</sup> to  $6 \times 10^{20}$  Si/cm<sup>3</sup>. Widening and shortening of the NWs were observed at  $T_{Si} > 1100^\circ\text{C}$  assigned to an enhancement of adatom diffusion on lateral m-planes of the wires, consistent with previous observations<sup>25,26</sup>. Eventually, two populations of samples can be distinguished: a first one for  $T_{Si} < 1200^\circ\text{C}$  with a diameter of 80 nm and 810 nm long, a second one for  $T_{Si} > 1100^\circ\text{C}$  with a diameter of 130 nm and a length of 720 nm. It is worth noting that these dimensions are large enough to discard the effect of free carrier quantum confinement in NWs, supporting the assumption that the band structure is the same as in bulk. More details on NW growth and morphology can be found in ref 20. The description of the investigated samples is given in Table 1.

In order to study the electronic transport properties of the AlN:Si NWs, samples were processed by optical lithography.  $100 \times 100 \mu\text{m}^2$  squared pads of Ti/Al (30 nm/70 nm) were deposited on top of the NWs as top contact. The highly conductive n-type (111)-Si substrate was used as bottom contact. Electrical characterizations were carried out using two probes

current-voltage (I-V) measurements. Contact resistances were assumed to be of limited influence on the measurements and negligible compared to the resistance of n-AlN section, thanks to the metallic behavior<sup>26</sup> of the highly conductive n-GaN sections. To avoid self-heating due to high electrical power at large bias, pulsed voltage was used with a *ON* state duration of 50  $\mu$ s and duty cycle of 2%. Fig 1.a presents the results of current voltage measurements of several samples while Fig 1.b shows the coefficient  $m$  of the power law  $I = V^m$ , defined by:

$$m = \frac{d(\log(I))}{d(\log(V))} \quad (6)$$

At lower bias ( $V < 0.1$  V), a linear regime corresponding to ohmic behavior is observed which has been extensively discussed in ref 20. At higher bias, this linear regime evolves towards a space-charge limited regime. Two behaviors can be distinguished depending on the doping level. For the lowest doped samples ( $[Si] < 5.10^{18}$  cm<sup>-3</sup>), the transition is associated with a  $m$  value reaching more than 3 at voltages around 1 V. Following the transition regime, a quadratic behavior is observed. For the most doped samples ( $[Si] > 1.10^{19}$  cm<sup>-3</sup>), the transition from  $m = 1$  to  $m = 2$  is monotonous and smooth. For S1200 and S1250,  $m$  reaches a value of 2 in a range of a few volts for which the Child's law regime is obeyed before increasing sharply above 10 V while it increases for a voltage as low as 4 V in S1300.

These observations are consistent with the theory of SCLC as formalized hereabove following Lampert<sup>22</sup>. The different behaviors between the first and second NW population can be explained by assuming different trap characteristics (i.e., energy level or concentration). In the case of the first population, the high  $m$  value extracted at  $\sim 1$  V is assigned to trap filling limit, followed by a  $I \propto V^2$  corresponding to Child's law regime. Equation 3 is used to fit the I-V curve, taking  $S = 10^{-4}$  cm<sup>-2</sup>,  $a = 450$  nm,  $\varepsilon = 9\varepsilon_0$ <sup>27</sup> and  $\theta = 1$ , leading to an electron mobility value around 0.01 cm<sup>2</sup>/(V.s) for almost all samples with  $[Si] < 10^{19}$  cm<sup>-3</sup>. Only S900 and S930 exhibits mobility of 0.8 and 0.08 cm<sup>2</sup>/(V.s) respectively. These values are surprisingly low compared to values reported in literature in case of bulk materials<sup>8,28</sup>. One explanation

could arise from the overestimation of the conduction area  $S$  under consideration. Indeed, part of an individual wire can be depleted due to Fermi level pinning on the NW sidewall. Additionally, a certain amount of NWs within the probed array may not contribute to the current flow due to height or diameter inhomogeneities.

As shown in Fig 1.b, the slope increase from 1 to 2, for the most doped samples, indicates the predominance of a trap filling regime. This difference in behavior between low and high doping could arise from either a drastic increase in trap density or the formation of a new trap located above Fermi level. On the other side, the ohmic regime observed for those samples points towards a conduction exclusively related to the DX state.<sup>20</sup> Thus, it highlights a correlation between the increase of Si doping and DX concentration, and the apparition of a regime of trap filling, in the line of other studies<sup>7,10</sup>.

In order to further characterize the trapping behavior in AlN:Si NWs, temperature dependent current-voltage measurements were carried out between 200 K and 500 K. I-V characteristics for S870 and S1250 are presented in Fig 2. The behavior at lower bias in ohmic regime is consistent with the ionization of carriers with temperature. At higher bias, the contrast between the two samples emphasizes the difference in trap population previously highlighted. Almost no temperature dependence is found for the low doped samples in agreement with a trap filled space-charged limited regime. In this regime, equation (5) with  $\theta = 1$  holds, in which the only temperature dependent term is the mobility, expected not to vary on several orders on magnitude<sup>8</sup>. In the case of S1250, a clear temperature dependence is seen in the  $V^2$  regime which is consistent with trap filling mechanism and the  $\theta$  dependence with temperature (equation 4).

Fitting the quadratic region with the modified Child's law function (equation 5), the quantity  $\theta\mu S$  was extracted. Considering  $N_C$  to vary as  $N_C = N_C^0 T^{\frac{3}{2}}$ , equation (4) is rewritten as:



$$\theta\mu ST^{-\frac{3}{2}} = \frac{\mu SN_C^0}{N_t} \exp\left(-\frac{E_C - E_t}{kT}\right) \quad (7)$$

Fig 3 shows the evolution of the quantity  $\theta\mu ST^{-\frac{3}{2}}$  as a function of  $1000/T$  in a semi-logarithmic scale. Assuming no variation of mobility with temperature<sup>8</sup>,  $E_C - E_t$  values equal to 162, 144 and 132 meV were extracted for S1200, S1250 and S1300 respectively. Taking a mobility of  $0.01 \text{ cm}^2/(\text{V}\cdot\text{s})$  and a surface of  $100 \times 100 \text{ }\mu\text{m}^2$ , fitting of S1250 gives a trap density of  $1.1 \times 10^{20} \text{ cm}^{-3}$  to be compared with  $[\text{Si}] = 2 \times 10^{20} \text{ cm}^{-3}$  in this sample, measured by EDX. As extracted from study of the ohmic regime, the main donor exhibits an ionization energy of  $270 \text{ meV}$ <sup>20</sup> designated as the transition level energy of DX centers. Interestingly, the trap is found to be at around  $150 \text{ meV}$ , and therefore shallower than the DX state at  $270 \text{ meV}$ . Moreover, with the increase in Si flux, an increasing proportion of trap with respect to  $[\text{Si}]$  is measured. This cannot be compatible with a two levels system in which Si is either in shallow substitutional state or in a DX state, but rather suggests the implication of a third Si-related state. Although the presence of defects such as  $V_{\text{Al}}\text{-Si}_{\text{Al}}$  complexes cannot be discarded, the ionization energy of such complex are not in agreement with our experimental data.<sup>17</sup> By contrast, our results are consistent with Aleksandrov and Zhuravlev<sup>16</sup> who proposed two metastable configurations of Si in AlN, perpendicular to and along c-axis, denoted  $\text{DX}_c$  and  $\text{DX}_a$  respectively. Their transition energy levels of around  $170 \text{ meV}$  and  $230 \text{ meV}$ , respectively, are in line with our results, suggesting that the trap level identified at  $\sim 150 \text{ meV}$  indeed corresponds to a second DX center. However, it is worth stressing that other published works based on DFT provide a wide variety of DX states and ionization energies<sup>1,11,12,29</sup>. More generally, those three levels were identified both experimentally and by calculations. However, they were never observed in the same sample set.

Thereafter, we assume that this trap with a transition level energy of  $150 \text{ meV}$  is a DX center, denoted  $\text{DX}_1$ . The deeper state at  $270 \text{ meV}$  will be denoted  $\text{DX}_2$ . Firstly, one can postulate that the configurations of Si atoms can be either shallow  $d$  or one of the two  $\text{DX}_1$  and

DX<sub>2</sub> centers, leading to the equation:

$$[\text{Si}] = [d] + [\text{DX}_1] + [\text{DX}_2] \quad (8)$$

Secondly, in the lowest doped sample,  $d$  states participate to ohmic conduction, DX<sub>2</sub> centers appear only at higher temperature and no thermal activation of DX<sub>1</sub> is observed. Hence, we can write:  $[d] > [\text{DX}_1] + [\text{DX}_2]$ . In other words, part of shallow donors is not involved in DX formation, no self-compensation occurs for those ones, and they can be ionized with a 70 meV ionization energy to deliver electrons to conduction band.

On the other hand, in the most doped samples, all  $d$  and DX<sub>1</sub> states are depleted, and so positively charged, i.e. in a  $d^+$  and neutral DX<sub>1</sub><sup>0</sup> state, respectively, while DX<sub>2</sub> are shared between neutral DX<sub>2</sub><sup>0</sup> and negatively DX<sub>2</sub><sup>-</sup> charged states. This results from the fact that only the DX<sub>2</sub> transition energy of 270 meV is measured by conductivity temperature dependence while the DX<sub>1</sub> transition energy of 150 meV is exclusively put in evidence as an electron trap during trap assisted SCLC measurement.<sup>30</sup>

Such situation indicates that an additional acceptor  $N_a$ , must be lying within the bandgap to compensate Si donors. Aluminum vacancies ( $V_{\text{Al}}$ ) formation is predicted to be favored in  $n$ -type AlN. They could play this role by compensating DX centers as several studies reported<sup>17,31</sup>. When introducing this acceptor in our model and in the specific case of these highly doped samples, the following relationship can be written:

$$[d^+] + [\text{DX}_1^-] + [\text{DX}_2^-] > [N_a^+] > [d^+] + [\text{DX}_1^-] \quad (9)$$

The large amount of depleted states is indeed in agreement with the low mobility values previously discussed, regardless of the sample.

Transition level energies of Si in AlN from this study and literature are gathered and plotted versus silicon concentration in Fig 4. By contrast to the present study, all samples were bulk AlN grown by different techniques on various substrate materials. Three distinct families of ionization energies emerge corresponding to the ones reported in the present report: 75 meV,

150 meV and 270 meV. As these three levels are only observed in the AlN NWs, it suggests that their relative population could depend on both doping level and growth technique. It further suggests that NW morphology and peculiar strain relaxation mechanisms could favor the formation of a full set of possible Si-related DX centers. Especially, a level at  $\sim 160$  meV below CB was predicted by several computational studies<sup>11,13,16</sup> but not often measured experimentally. It must be noticed that because the substitutional  $d$  level is quite shallow and its ionization energy is well-described by the hydrogenic model, one can evaluate the metal non-metal transition to be in the range of  $\sim 10^{19}$  cm<sup>-3</sup>, as observed for other wide band gap semiconductors ( $\sim 10^{19}$  cm<sup>-3</sup> in N-doped 4H-SiC<sup>32</sup> or  $\sim 10^{18}$  cm<sup>-3</sup> in Si-doped GaN<sup>33</sup>). However, in Fig 4, no ionization energy decrease versus Si-doping concentration is observed at around  $\sim 10^{19}$  cm<sup>-3</sup>. Instead, the abrupt appearance of the DX<sub>1</sub> level and the simultaneous disappearance of the  $d$  level are put in evidence.

Understanding the mechanisms by which n-type AlN can be doped with Si is essential for the realization of efficient deep UV light-emitting diodes or ultra-wide bandgap devices for power electronics. In this work, Si-doped AlN NWs were characterized using current-voltage measurements. The increase in Si flux resulting in an increased DX center concentration is shown to govern the electrical characteristics. The theory of space-charge limited current assisted by traps was used in order to understand differences in conduction behaviors. Especially, the apparition of a second Si-related level is revealed and its position within the bandgap was estimated around 150 meV below conduction band, which was assigned to a second DX state. Finally, three Si configurations were demonstrated, namely a shallow donor and two DX centers, in accordance with results from literature.

#### Acknowledgements

The authors thank Y. Genuist, Y. Curé and F. Jourdan from CEA Grenoble for technical support

during MBE growth and the Nanofab team from Néel Institute for the use of their facilities and technical assistance.

#### Data Availability

The data that support the findings of this study are available from the corresponding author upon reasonable request.

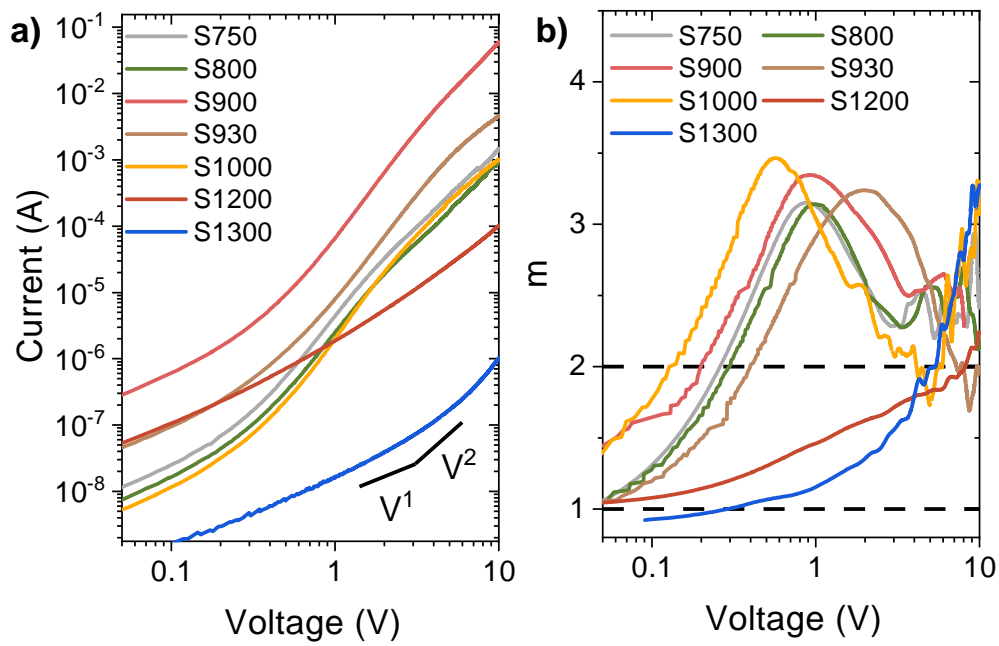


FIG 1: (a) Current Voltage (I-V) characteristic of several samples. (b) Plot of  $m = \frac{d(\log(I))}{d(\log(V))}$  vs voltage for different samples. Horizontal dashed lines are guides for the eyes.

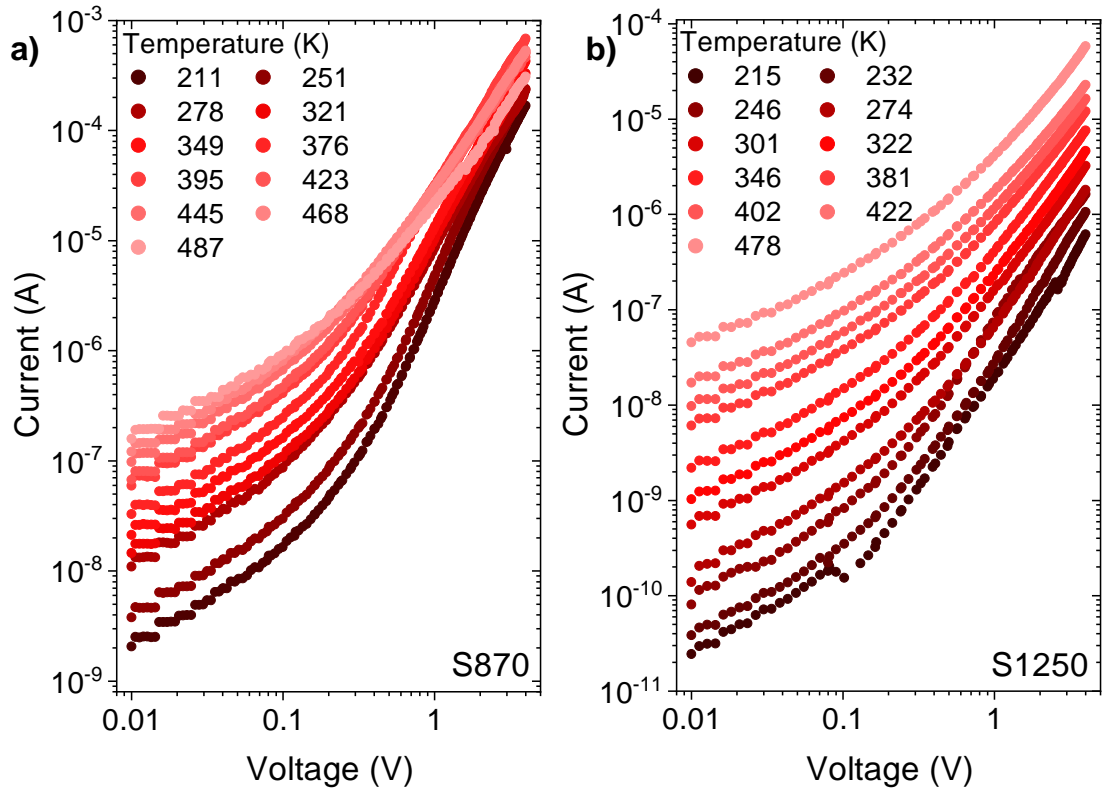


FIG 2: I-V characteristics for different temperatures for (a) S870 and (b) S1250.

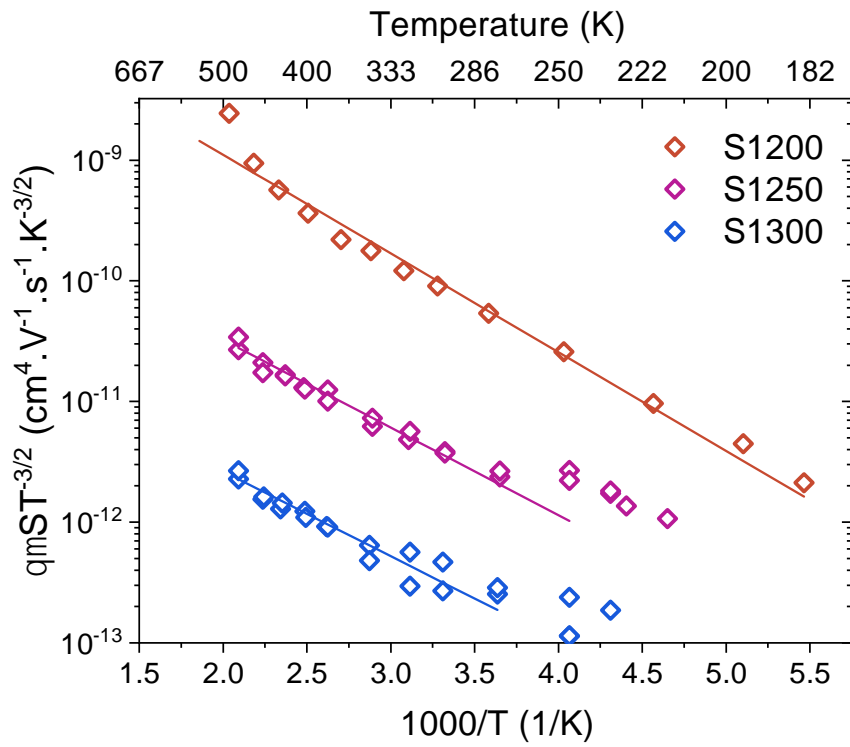


FIG 3: Evolution of  $\theta\mu ST^{-\frac{3}{2}}$  as function of  $1000/T$  for S1200, S1250 and S1300. Straight lines are exponential fits.

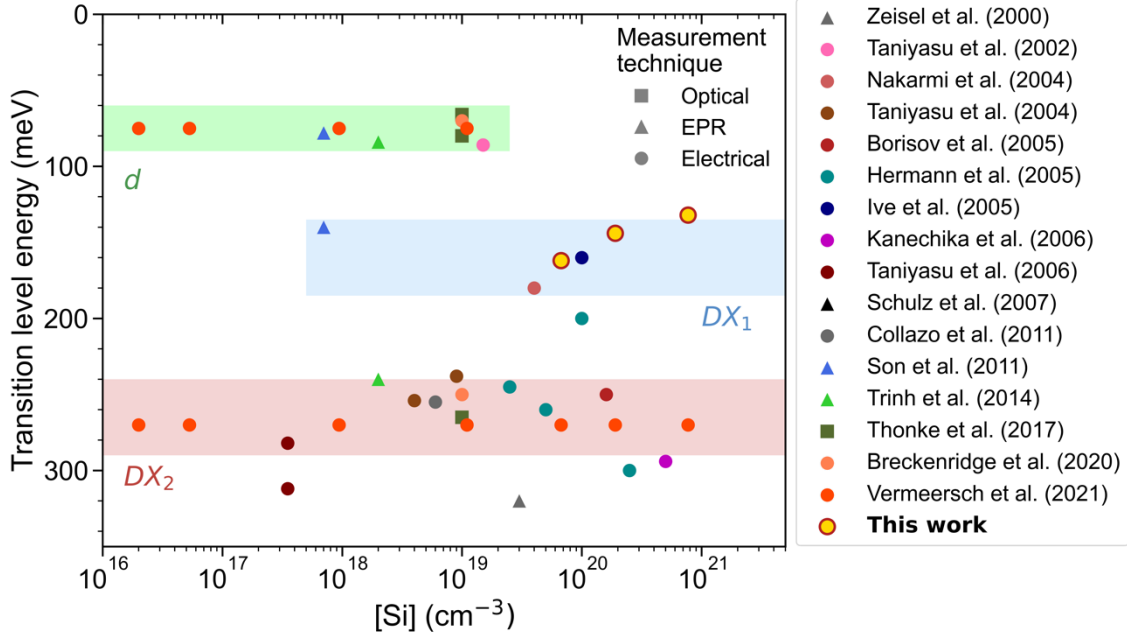


FIG 4: Review of transition level energies of silicon in AlN reported in the literature as function of silicon concentration. Optical refers to photoluminescence techniques, EPR to electron paramagnetic resonance and electrical refers to either Hall or conductivity measurements. Green, blue and red regions are indicative.

TABLE I. Description of studied samples. (Reproduced from *R. Vermeersch, E. Robin, A. Cros, G. Jacopin, B. Daudin, and J. Pernot, Appl. Phys. Lett.* **119**, 262105 (2021), with the permission of AIP Publishing.)

Sample name	$T_{Si}$ (°C)	$[Si]$ (cm <sup>-3</sup> )	NW diameter (nm)	NW length (nm)
S0	No Si	No Si	79	860
S750	750	$2.4 \times 10^{15}$	81	815
S800	800	$1.7 \times 10^{15}$	79	822
S850	850	$1.0 \times 10^{16}$	79	815
S870	870	$2.2 \times 10^{16}$	80	804

S900	900	$5.2 \times 10^{16}$	75	828
S930	930	$1.3 \times 10^{17}$	79	828
S1000	1000	$9.5 \times 10^{17}$	79	815
S1050	1050	$3.4 \times 10^{18}$	82	805
S1100	1100	$9.4 \times 10^{18}$	89	767
S1200	1200	$6.5 \times 10^{19}$	125	722
S1250	1250	$2.0 \times 10^{20}$	126	700
S1300	1300	$6.0 \times 10^{20}$	128	730

## References:

- <sup>1</sup> P. Bogusławski and J. Bernholc, *Phys. Rev. B* **56**, 9496 (1997).
- <sup>2</sup> C. Park and D. Chadi, *Phys. Rev. B - Condens. Matter Mater. Phys.* **55**, 12995 (1997).
- <sup>3</sup> P. Pampili and P.J. Parbrook, *Mater. Sci. Semicond. Process.* **62**, 180 (2017).
- <sup>4</sup> B. Neuschl, K. Thonke, M. Feneberg, R. Goldhahn, T. Wunderer, Z. Yang, N.M. Johnson, J. Xie, S. Mita, A. Rice, R. Collazo, and Z. Sitar, *Appl. Phys. Lett.* **103**, (2013).
- <sup>5</sup> K. Thonke, M. Lamprecht, R. Collazo, and Z. Sitar, *Phys. Status Solidi Appl. Mater. Sci.* **214**, (2017).
- <sup>6</sup> N.T. Son, M. Bickermann, and E. Janzén, *Appl. Phys. Lett.* **98**, (2011).
- <sup>7</sup> R. Zeisel, M. Bayerl, S. Goennenwein, R. Dimitrov, O. Ambacher, M. Brandt, and M. Stutzmann, *Phys. Rev. B - Condens. Matter Mater. Phys.* **61**, R16283 (2000).
- <sup>8</sup> Y. Taniyasu, M. Kasu, and T. Makimoto, *Appl. Phys. Lett.* **85**, 4672 (2004).
- <sup>9</sup> M. Hermann, F. Furtmayr, A. Bergmaier, G. Dollinger, M. Stutzmann, and M. Eickhoff, *Appl. Phys. Lett.* **86**, 1 (2005).
- <sup>10</sup> S.T.B. Goennenwein, R. Zeisel, O. Ambacher, M.S. Brandt, M. Stutzmann, and S. Baldovino, *Appl. Phys. Lett.* **79**, 2396 (2001).
- <sup>11</sup> L. Gordon, J.L. Lyons, A. Janotti, and C.G. Van De Walle, *Phys. Rev. B - Condens. Matter Mater. Phys.* **89**, 1 (2014).
- <sup>12</sup> L. Silvestri, K. Dunn, S. Prawer, and F. Ladouceur, *Appl. Phys. Lett.* **99**, (2011).
- <sup>13</sup> L. Silvestri, K. Dunn, S. Prawer, and F. Ladouceur, *Epl* **98**, (2012).
- <sup>14</sup> P. Bogusławski, E.L. Briggs, and J. Bernholc, *Appl. Phys. Lett.* **69**, 233 (1996).
- <sup>15</sup> C.G. Van de Walle, *Phys. Rev. B - Condens. Matter Mater. Phys.* **57**, R2033 (1998).
- <sup>16</sup> I.A. Aleksandrov and K.S. Zhuravlev, *J. Phys. Condens. Matter* **32**, (2020).
- <sup>17</sup> J.S. Harris, J.N. Baker, B.E. Gaddy, I. Bryan, Z. Bryan, K.J. Mirrielees, P. Reddy, R. Collazo, Z. Sitar, and D.L. Irving, *Appl. Phys. Lett.* **112**, (2018).
- <sup>18</sup> C.G. Van de Walle, J. Neugebauer, C. Stampfl, M.D. McCluskey, and N.M. Johnson, *Acta Phys. Pol. A* **96**, 613 (1999).
- <sup>19</sup> M. Hayden Breckenridge, Q. Guo, A. Klump, B. Sarkar, Y. Guan, J. Tweedie, R. Kirste, S. Mita, P. Reddy, R. Collazo, and Z. Sitar, *Appl. Phys. Lett.* **116**, 172103 (2020).
- <sup>20</sup> R. Vermeersch, E. Robin, A. Cros, G. Jacopin, B. Daudin, and J. Pernet, *Appl. Phys. Lett.* **119**, 262105 (2021).
- <sup>21</sup> R. Calarco, T. Stoica, O. Brandt, and L. Geelhaar, *J. Mater. Res.* **26**, 2157 (2011).
- <sup>22</sup> M.A. Lampert, *Phys. Rev.* **103**, 1648 (1956).
- <sup>23</sup> A.A. Talin, F. Léonard, B.S. Swartzentruber, X. Wang, and S.D. Hersee, *Phys. Rev. Lett.*



**101**, 1 (2008).

<sup>24</sup> A. Rose, Phys. Rev. **97**, 1538 (1955).

<sup>25</sup> F. Furtmayr, M. Vielemeyer, M. Stutzmann, J. Arbiol, S. Estradé, F. Peir, J.R. Morante, and M. Eickhoff, J. Appl. Phys. **104**, (2008).

<sup>26</sup> Z. Fang, E. Robin, E. Rozas-Jiménez, A. Cros, F. Donatini, N. Mollard, J. Pernot, and B. Daudin, Nano Lett. **15**, 6794 (2015).

<sup>27</sup> J.S. Thorp, D. Evans, M. Al-Naief, and M. Akhtaruzzaman, J. Mater. Sci. **25**, 4965 (1990).

<sup>28</sup> Y. Taniyasu, M. Kasu, and T. Makimoto, Appl. Phys. Lett. **89**, 9 (2006).

<sup>29</sup> J.B. Varley, A. Janotti, and C.G. Van De Walle, Phys. Rev. B **93**, 1 (2016).

<sup>30</sup>Because Compens. Hydrog. State  $D^{+}$  Is Too Close to Conduct. Band, Equ. Based Boltzmann's Distrib. Is No More Valid Trap Fill. Regime Tends to Trap Free Regime as Shown Ref 22. (n.d.).

<sup>31</sup> C. Stampfl and C.G. Van de Walle, Phys. Rev. B - Condens. Matter Mater. Phys. **65**, 1552121 (2002).

<sup>32</sup> A. Ferreira Da Silva, J. Pernot, S. Contreras, B.E. Sernelius, C. Persson, and J. Camassel, Phys. Rev. B - Condens. Matter Mater. Phys. **74**, 4 (2006).

<sup>33</sup> A. Wolos, Z. Wilamowski, M. Piersa, W. Strupinski, B. Lucznik, I. Grzegory, and S. Porowski, Phys. Rev. B - Condens. Matter Mater. Phys. **83**, 1 (2011).