



HAL
open science

Schwinger boson theory of the $J_1, J_2=J_3$ kagome antiferromagnet

Tristan Lugañ, L.D.C. Jaubert, Masafumi Udagawa, Arnaud Ralko

► **To cite this version:**

Tristan Lugañ, L.D.C. Jaubert, Masafumi Udagawa, Arnaud Ralko. Schwinger boson theory of the $J_1, J_2=J_3$ kagome antiferromagnet. Physical Review B, 2022, 106, pp.L140404. hal-03685227

HAL Id: hal-03685227

<https://hal.science/hal-03685227>

Submitted on 30 Aug 2022

HAL is a multi-disciplinary open access archive for the deposit and dissemination of scientific research documents, whether they are published or not. The documents may come from teaching and research institutions in France or abroad, or from public or private research centers.

L'archive ouverte pluridisciplinaire **HAL**, est destinée au dépôt et à la diffusion de documents scientifiques de niveau recherche, publiés ou non, émanant des établissements d'enseignement et de recherche français ou étrangers, des laboratoires publics ou privés.

Schwinger boson theory of the $J_1, J_2 = J_3$ kagome antiferromagnet

Tristan Lukan¹, Ludovic D.C. Jaubert², Masafumi Udagawa³, Arnaud Ralko¹

¹*Institut Néel, UPR2940, Université Grenoble Alpes et CNRS, Grenoble, FR-38042 France*

²*Université de Bordeaux, CNRS, LOMA, UMR 5798, FR-33405 Talence, France*

³*Department of Physics, Gakushuin University, Mejiro, Toshima-ku, Tokyo 171-8588, Japan*

(Dated: June 2, 2022)

We study the kagome antiferromagnet for quantum spin-1/2 with first J_1 , second J_2 and third J_3 neighbour exchanges, along the $J_2 = J_3 \equiv J$ line. We use Schwinger-boson mean-field theory for the precise determination of the phase diagram, and two different rewritings of the Hamiltonian to build an intuition about the origin of the transitions. The spin liquid obtained at $J = 0$ remains essentially stable over a large window, up to $J \approx 1/3$, because it is only weakly frustrated by the J term. Then at $J \approx 1/2$, the intermediate Z_2 spin liquid condenses into a long-range chiral order because of the change of nature of local magnetic fluctuations. As a side benefit, our Hamiltonian rewriting offers an exact solution for the ground state of our model on a Husimi cactus.

The Heisenberg kagome antiferromagnet (HKA) is a canonical model of frustrated magnetism. There is now a relative consensus that its ground state is a quantum spin liquid (QSL), the nature of which – gapless or not – remains, however, hotly debated [1–6]. A remarkable property of the HKA is that its ground state is stable for a finite range of perturbations, such as Dzyaloshinskii-Moriya interactions relevant to Herbertsmithite [3] or further neighbour exchange $J_1 - J_2 - J_{3d}$ [7–11] [Fig. 1]. The latter Hamiltonian has been actively studied for 20 years [7], when it was rewritten as a plaquette Hamiltonian along the $J_2 = J_{3d}$ line [7, 12]. At finite J_2, J_{3d} values, the HKA spin liquid evolves into a Kalmeyer-Laughlin chiral spin liquid [8, 9], a magnetic analogue of the topological order in the fractional quantum Hall effect [13], and connected to the physics of the Kapellasite material [10, 11]. Perturbations beyond the HKA are thus a fertile ground for exotic quantum phenomena.

In this context, one cannot fail to notice that the kagome structure has two inequivalent types of third neighbour couplings: J_{3d} and J_3 [Fig. 1]. As opposed to its more popular counterpart, the $J_1 - J_2 - J_3$ Hamiltonian has been largely forsaken, even though there is a priori no reason to favour one model over the other. Indeed, here also along the $J_2 = J_3$ line, this spin Hamiltonian has been recently rewritten as a lattice model of interacting topological charges [14, 15]. For antiferromagnetic J , same-charge quasi-particles counter-intuitively *attract* each other, revealing unconventional magnetic textures where fractionalised excitations become stable in the ground state. These works were, however, classical [14, 15]. On the quantum front the J_3 coupling alone has lately attracted some interest [16–18], but as far as we know, the $J_2 = J_3$ line has only been considered in [19] using a pseudo-fermion functional renormalization group approach (pf-FRG). And since this work was anterior to Refs. [14, 15], it was not discussed in the context of interacting topological charges.

It is the goal of this paper to present a complementary, bosonic, calculations of the $J_2 = J_3$ kagome phase

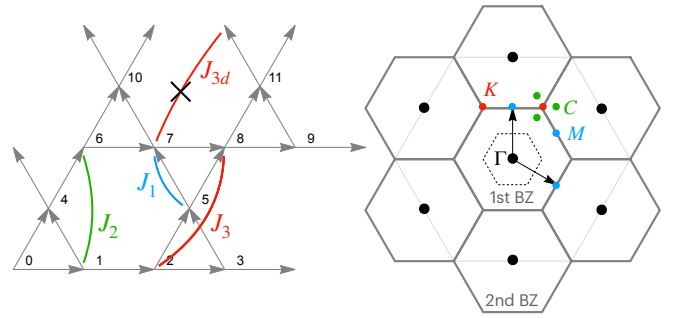


Figure 1. *Left:* The 12-site unit-cell of the kagome lattice used in the Schwinger boson theory with the first J_1 , second J_2 and third J_3, J_{3d} neighbour couplings. In this paper we set the energy scale with $J_1 = 1$ and consider $J_2 = J_3 \equiv J$ and $J_{3d} = 0$. The arrows show the bond orientations of the A and B parameters for nearest-neighbors. The orientations for the J_2 and J_3 bonds are not displayed. *Right:* The first Brillouin zone (BZ) of the 12-site unit cell (dashed hexagon) is shown, as well as the first and second BZs of the kagome lattice. Relevant high symmetry points are displayed.

diagram [Eq. (1)], using an unrestricted algorithm of Schwinger-boson mean-field theory (SBMFT) [6, 20]. Within SBMFT, we find that the HKA spin liquid evolves into a Z_2 spin liquid before forming chiral long-range order. Our results are discussed in the context of two Hamiltonian mappings, building an intuition as to the origin of the observed phase boundaries.

Model. We consider a system of n_s Heisenberg spins-1/2 with $J_1 = 1$ and $J_2 = J_3 \equiv J$ [Fig. 1].

$$\mathcal{H} = \sum_{\langle i,j \rangle_1} \hat{\mathbf{S}}_i \cdot \hat{\mathbf{S}}_j + J \left(\sum_{\langle i,j \rangle_2} \hat{\mathbf{S}}_i \cdot \hat{\mathbf{S}}_j + \sum_{\langle i,j \rangle_3} \hat{\mathbf{S}}_i \cdot \hat{\mathbf{S}}_j \right) \quad (1)$$

Method. We study Hamiltonian (1) by means of SBMFT which treats on an equal footing magnetically ordered and spin-liquid disordered phases [21]. A spin at

site i is decoupled as follows

$$\hat{\mathbf{S}}_i = \frac{1}{2} \sum_{\alpha\beta} \hat{b}_{i\alpha}^+ \vec{\sigma}_{\alpha\beta} \hat{b}_{i\beta} \quad (2)$$

where $\vec{\sigma}$ are the Pauli matrices, $\hat{b}^{(\pm)}$ are bosonic operators, and $\alpha, \beta = \uparrow, \downarrow$ are spin directions along the quantization axis perpendicular to the lattice plane. Let us recall the main lines of the SBMFT. More details can be found in [6, 20–23] and references therein. First, the Hilbert space is enlarged by the mapping of Eq. (2). For a spin S , it is thus necessary to enforce the constraint $\hat{n}_i = \hat{b}_{i\uparrow}^+ \hat{b}_{i\uparrow} + \hat{b}_{i\downarrow}^+ \hat{b}_{i\downarrow} = 2S$ on all sites in order to project the solution back onto the physical space. At the mean field level, this is achieved on average by minimizing the free energy with respect to Lagrange multipliers λ_i and introducing two SU(2)-invariant bond operators [24]; the singlet operator $\hat{A}_{ij} = \frac{1}{2}(\hat{b}_{i\uparrow} \hat{b}_{j\downarrow} - \hat{b}_{i\downarrow} \hat{b}_{j\uparrow})$ and the spinon hopping term $\hat{B}_{ij} = \frac{1}{2}(\hat{b}_{i\uparrow}^+ \hat{b}_{j\uparrow} + \hat{b}_{i\downarrow}^+ \hat{b}_{j\downarrow})$, favouring respectively magnetically disordered and ordered phases. Performing a mean field decoupling on Eq. 1, we obtain the SBMFT Hamiltonian

$$\begin{aligned} \mathcal{H}_{\text{SB}} = & \sum_{i,j} J_{ij} \left[\hat{B}_{ij}^+ B_{ij} + \hat{B}_{ij} B_{ij}^* - \hat{A}_{ij}^+ A_{ij} - \hat{A}_{ij} A_{ij}^* \right] \\ & - \sum_{i,j} J_{ij} \left[|B_{ij}|^2 - |A_{ij}|^2 \right] + \sum_i \lambda_i [\hat{n}_i - 2S], \quad (3) \end{aligned}$$

with mean field parameters, $A_{ij} = \langle \phi_0 | \hat{A}_{ij} | \phi_0 \rangle$ and $B_{ij} = \langle \phi_0 | \hat{B}_{ij} | \phi_0 \rangle$, as expectation values in the ground state $|\phi_0\rangle$ corresponding to the gapped boson vacuum at $T = 0$ for each oriented pair of interacting spins ($i \rightarrow j$) [Fig. 1]. We define a magnetic unit-cell of n_u sites that contains a total number of $12 n_u$ complex mean-field parameters. We have tried unit-cells up to $n_u = 36$ and found no noticeable differences with $n_u = 12$, the smallest unit cell compatible with all competitive Ansätze considered in this work. In the rest of the paper, we thus consider the ($n_u = 12$) unit cell. Eq. (3) is solved numerically in a self consistent way, starting from random mean-field parameters $\{A_{ij}, B_{ij}\}$ and searching for the set of Lagrange multipliers $\{\lambda_s\}$ satisfying the boson constraint. This last step is achieved by using a least-square minimization. Since all Ansätze encountered in this work are translationally invariant, it is enough to consider one Lagrange multiplier per site in the unit-cell, $\{\lambda_s\}_{s=0, \dots, n_u-1}$. Ground state $|\phi_0\rangle$ is obtained by diagonalization – using a Cholesky decomposition [25]– of $(2n_u) \times (2n_u)$ q -dependent Hamiltonians written in the Fourier space on a Brillouin zone of linear size l containing $l \times l$ momenta (thus $n_s = n_u \times l \times l$ kagome sites). A new set of mean-field parameters is then computed by using $|\phi_0\rangle$, and the same procedure is repeated until convergence is reached up to a desired tolerance on mean-field variables, typically 10^{-11} . We emphasise here that our solutions are unconstrained

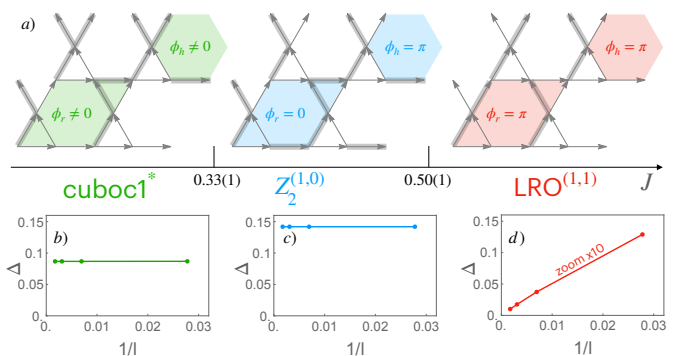


Figure 2. (a) SBMFT phase diagram of the Kagome anti-ferromagnet along the $J_2 = J_3 = J$ line. Three phases are identified: a chiral spin liquid (*cuboc1**) [28, 29], a Z_2 spin liquid ($Z_2^{(1,0)}$) originating from the $q = 0$ Ansatz, and a magnetically ordered phase ($LRO^{(1,1)}$) coming from the Bose condensation of its spin liquid counterpart, the $Z_2^{(1,1)}$. For each ground state, the sign structure of the nearest neighbours A_{ij} are given, with thin (thick) lines corresponding to positive (negative) values of A_{ij} . For all phases, nearest neighbours $|A_{ij}| = \mathcal{A}$. For the *cuboc1**, the arguments of A_{ij} are different between up and down triangles. Phases are also characterised by the flux ϕ_r on rhombii and ϕ_h on hexagonal Wilson loops. (b-d) Finite-size scaling of the energy gap Δ above the ground state for $J = \{0.2, 0.45, 0.6\}$ with $n_s = 6l^2$. The y-axis in panel (d) has been multiplied by 10. The spin length in SBMFT is $S = (\sqrt{3} - 1)/2$ which gives the good quantum number $\langle \hat{\mathbf{S}}^2 \rangle = 3/4$ of a quantum spin-1/2 [28].

[26, 27], and do not a priori assume to verify particular symmetries. The way we update the set of parameters also allows for a derivative-free formulation of the theory that can treat at once complex mean field solutions. We noticed this approach was more stable than an explicit minimisation of the free energy. As a final comment, in the Schwinger boson language $\langle \hat{\mathbf{S}}^2 \rangle = 3S(S + 1)/2$. This is why we choose to work with the standard spin value $S = \frac{1}{2}(\sqrt{3} - 1)$ in order to recover the good quantum number $\langle \hat{\mathbf{S}}^2 \rangle = 3/4$ of a quantum spin-1/2 [28].

Observables. The structure factor is a useful tool to visually identify phases, irrespectively of whether they are ordered or not,

$$S(\mathbf{q}) = \frac{1}{n_s} \sum_{m,n} e^{i\mathbf{q}(\mathbf{r}_m - \mathbf{r}_n)} \langle \hat{\mathbf{S}}_m \cdot \hat{\mathbf{S}}_n \rangle, \quad (4)$$

where the sum runs over all n_s sites of the kagome lattice. Details about the derivation are given in Ref. [22]. Wilson loops (WLs) are also available to quantitatively differentiate non-trivial orders [30, 31]. These gauge-invariant quantities are defined along a given closed path on the lattice. Here, two types of non-winding loops are required to categorise the Ansätze by their flux structure: loops of length 6 on a hexagon, and of length 8 on a rhombus [Fig. 2]. Magnetic phases are now characterised

by the flux piercing each of these loops ($\phi_h/\pi, \phi_r/\pi$) [23], with $\phi_h = \arg(A_{ij}(-A_{jk}^*)A_{kl}(-A_{lm}^*)A_{mn}(-A_{ni}^*))$ and $\phi_r = \arg(A_{ij}(-A_{jk}^*)A_{kl}(-A_{lm}^*)A_{mn}(-A_{no}^*)A_{op}(-A_{pi}^*))$.

The phase diagram obtained from SBMFT is composed of three phases [Fig. 2] and is consistent with the pf-FRG results of [19], with two spin liquids and an ordered phase. Ref. [19] was, however, addressing a large range of models, and the nature of the spin liquids and position of the boundaries were not necessarily discussed in details. Also, while our Schwinger-boson approach is a zero-temperature mean-field theory, pf-FRG results were obtained at low, but nonetheless finite, temperatures. The structure factors of Fig. 20 in [19] are for example reminiscent of Fig. 3 in [15] obtained from classical Monte Carlo simulations at low temperature. A precise comparison between our two works is thus difficult. With that in mind, the SBMFT phase diagram is:

*Chiral spin liquid cuboc1**: At $J = 0$ the HKA ground state within SBMFT is known to be the *cuboc1* state [28]. The name comes from its magnetic unit cell composed of 12 spins forming the shape of a cuboctahedron. The traditional *cuboc1* Ansatz consists of equal amplitudes $A_{ij} = \mathcal{A} \in \mathbb{R}$ and $B_{ij} = \mathcal{B} \in \mathbb{R}$ except on down triangles where the argument $\arg(\mathcal{A}) = \theta_A \neq 0$. What we find here is that when $J > 0$, the *cuboc1* ground state persists, albeit deformed. θ_A becomes finite on up triangles too, and the gap to the first excited band increases. It means that the frustration gets stronger as J increases or in other words that the phase becomes more and more disordered. Since the flux piercing an hexagon or a rhombus is not quantized in units of π , the phase is chiral and breaks the time-reversal symmetry, as in the original *cuboc1* phase. We call this phase the *cuboc1**.

$Z_2^{(1,0)}$ *spin liquid*: At $J = 0.33(1)$, a phase transition to a Z_2 QSL is observed. This phase has the same flux structure $(\pi, 0)$ than the gapped SL obtained from the quantum melting of the $q = 0$ order introduced by [32]. All mean field parameters have the same amplitudes \mathcal{A} and \mathcal{B} , whose values slowly vary with $0.33 < J < 0.50$ while preserving the $(\pi, 0)$ flux structure.

Chiral magnetic order LRO^(1,1): A second transition takes place at $J = 0.50(1)$, concomitant with the closing of the gap Δ in the thermodynamic limit [Fig. 2.(d)], indicating long-range order, with both hexagons and rhombii Ws possessing a π flux. This state can be seen as a Bose condensation of the $Z_2^{(1,1)}$ QSL reported by [23] in the breathing kagome lattice; we call it the $LRO^{(1,1)}$ state. Additionally, $\arg(\mathcal{A})$ and $\arg(\mathcal{B})$ are non zero, which means that this magnetic order is chiral.

Discussion. In the rest of this paper we will endeavour to rationalise the origin of these phase transitions. Let us start with the onset of magnetic order at $J = 0.5$.

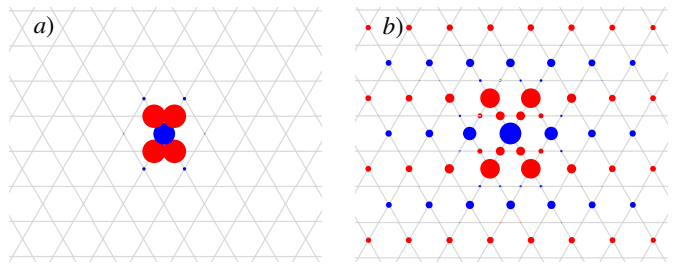


Figure 3. Real-space correlations for the (a) $Z_2^{(1,0)}$ at $J = 0.4$ and (b) $LRO^{(1,1)}$ at $J = 0.6$. The reference site is the blue circle at the centre. The strength and sign of correlations are respectively given by the radius and colour of the circles (red is negative). System size is $n_s = 1728$.

Up to a constant, Eq. (1) is equivalent to [14, 15, 33]

$$\mathcal{H} = \left(\frac{1}{2} - J\right) \sum_n \hat{\mathbf{M}}_n^2 - J \sum_{\langle n, m \rangle} \hat{\mathbf{M}}_n \cdot \hat{\mathbf{M}}_m \quad (5)$$

where the summations run over all triangles n and neighbouring pairs of triangles $\langle n, m \rangle$, and

$$\hat{\mathbf{M}}_n \equiv \zeta_n \sum_{i \in n} \hat{\mathbf{S}}_i \quad (6)$$

is the magnetisation of the three spins of triangle n , up to a staggered prefactor $\zeta_n = \pm 1$ distinguishing between up and down triangles. This mapping was studied classically on the kagome [14, 15] and pyrochlore [34, 35] lattices. For $J > 1/2$, the first term of Eq. (5) favours saturated magnetisation on all triangles, while the second term prevents long-range ferromagnetism because of the staggered prefactor ζ_n . For Ising spins, $\hat{\mathbf{M}}_n$ becomes a discretised scalar corresponding to a topological charge sitting on all triangles, and the first term of Eq. (5) is their chemical potential. Hence, at the level of a triangle, $J = 1/2$ is the frontier between locally antiferromagnetic ($J < 1/2$) and ferromagnetic ($J > 1/2$) fluctuations. This interpretation is in agreement with real-space correlations [Fig. 3]. Nearest-neighbour correlations are short-range antiferromagnetic in the $Z_2^{(1,0)}$ spin liquid [Fig. 3.(a)], while ferromagnetic correlations appear on some triangles in the $LRO^{(1,1)}$ Ansatz [Fig. 3.b]. The position of this boundary could a priori be shifted by the second term of Eq. (5) – this is what happens in classical systems [14, 15] – but in our quantum model, this local mechanism is a probable cause for the Bose condensation observed at $J = 0.5$.

In classical systems at low temperature, this onset of local ferromagnetism coincides with the apparition of characteristic patterns in the structure factor, known as half moons [15], that were also observed in pf-FRG [19]. Here we do not find these patterns in the ground-state phase diagram [Fig. 4]. However, for $J > 0.5$, the lowest excited Ansatz we could stabilise in the self-consistent SBMFT procedure is the $Z_2^{(1,0)}$ spin liquid, with an

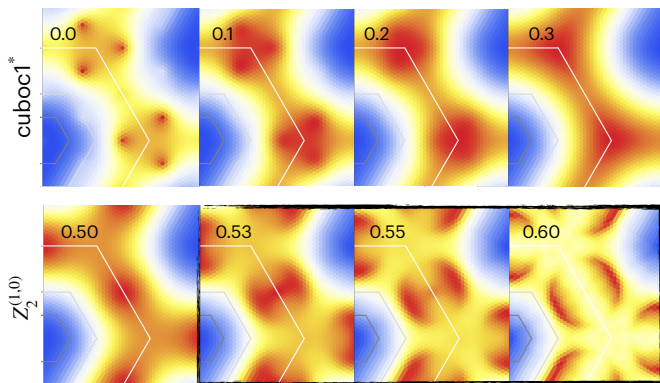


Figure 4. Evolution of the normalized static structure factor of the *cuboc1** (upper panels) and $Z_2^{(1,0)}$ (lower panels) Ansätze with respect to J . When the $Z_2^{(1,0)}$ Ansatz becomes an excitation for $J > 0.50$ (boxed panels), half-moon patterns appear in the 2nd BZs. The $Z_2^{(1,0)}$ structure factor is qualitatively the same for $0.33 < J \leq 0.5$ while $\text{LRO}^{(1,1)}$ is dominated by Bragg peaks at the C points (see Fig. 1). System size is $n_s = 1728$.

additional chiral flavour (i.e. some of its mean-field parameters become complex for $J > 0.5$). This chirality coexists with half-moon patterns in the structure factor. One needs to remain cautious since SBMFT is a zero-temperature calculation, but the presence of these patterns in an excited Ansatz is consistent with their presence at low temperature [15, 19].

On the other end of the phase diagram, the presence of the *cuboc1** phase corresponds to the region of stability of the HKA spin liquid in presence of the J perturbation. This region is noticeably large and raises the question about the origin of such permanence. Let us consider another rewriting of Hamiltonian (1), up to a constant

$$\mathcal{H} = \frac{1}{2} (1 - 3J) \sum_n \hat{\mathbf{T}}_n^2 + \frac{J}{2} \sum_{\langle \alpha \rangle} \hat{\mathbf{G}}_\alpha^2 \quad (7)$$

where the summations run over all triangles n and bi-triangles α . A bi-triangle is composed of two triangles and 5 sites (in a shape reminiscent of a hourglass).

$$\hat{\mathbf{T}}_n \equiv \sum_{i \in n} \hat{\mathbf{S}}_i \quad \text{and} \quad \hat{\mathbf{G}}_\alpha \equiv \sum_{j \in \alpha} \hat{\mathbf{S}}_j \quad (8)$$

are the total magnetisation on triangle n and bi-triangle α . According to the fusion rule of angular momentum, we have $\langle \hat{\mathbf{T}}_n^2 \rangle = T_n(T_n + 1) \in \{\frac{3}{4}, \frac{15}{4}\}$ and $\langle \hat{\mathbf{G}}_\alpha^2 \rangle = G_\alpha(G_\alpha + 1) \in \{\frac{3}{4}, \frac{15}{4}, \frac{35}{4}\}$. Hence, for $0 < J < 1/3$, the minimal eigenvalue of Hamiltonian (7) would be, if geometrically possible,

$$\{T_n = \frac{1}{2} \ \& \ G_\alpha = \frac{1}{2} \mid \forall n, \alpha\}. \quad (9)$$

Eq. (9) means having one singlet on all triangles and two singlets on all bi-triangles, with the important property

that the former constraint is a sufficient condition to satisfy the latter. Paving the kagome lattice with one singlet per triangle is famously impossible; otherwise the HKA ground state for $J = 0$ would have been known for a long time. That being said, we know that the HKA ground state, irrespectively of its nature, necessarily minimises the energy of the first term of Hamiltonian (7). According to constraint (9), we can reasonably expect that the HKA ground state would also minimise the second term of Hamiltonian (7), up to a small deformation of the Ansatz. And in that case, this deformed HKA Ansatz should remain ground state up to $J \sim 1/3$ when constraint (9) stops to be valid. This is precisely what we find in SBMFT with the *cuboc1** phase up to $J = 0.33(1)$. Please note that the almost perfect match is probably too good to be true; corrections beyond mean field might shift the boundary a little bit.

As a summary, we find that (i) the HKA spin liquid persist up to $J \approx 1/3$ because the further-neighbour perturbation J is only weakly frustrated with the dominant nearest-neighbour antiferromagnetic exchange; and (ii) the onset of long-range order at $J \approx 1/2$ comes from the local change of fluctuations imposed on each triangle. In that sense, the intermediate $Z_2^{(1,0)}$ spin liquid is the best compromise within SBMFT satisfying the competition between the two terms of Hamiltonians (5) and (7). As a side note, the $Z_2^{(1,0)}$ spin liquid also coincides with a shift of scattering from the K to the M points in the structure factor, a precursor of the emergence of the half moons in the excited Ansatz for $J > 1/2$ [Fig. 4].

Outlook The dynamics and potential exotic excitations of the $J_1 - J_2 - J_3$ kagome antiferromagnet are promising directions to investigate. Since the nature of the HKA spin liquid is an open question, how do the various candidates behave as a function of J , and do they all persist up to $J \sim 1/3$? The connection between zero- and low-temperature physics would also be a worthwhile endeavour, that would require complementary methods.

To conclude, we should point out that constraint (9) is easily satisfied on a Husimi cactus. It means that the rewriting of Hamiltonian (7) provides an exact solution of the ground state of a non-trivial interacting model on a Husimi cactus for $0 \leq J \leq 1/3$, that can be extended to other geometries. The line $J_2 = J_3$ probably shares some common properties across different frustrated systems in various dimensions that would be worth exploring in a systematic way.

Acknowledgments We acknowledge Laura Messio, Tommaso Roscilde, Julia Meyer and Sylvain Capponi for useful discussions. L.J. acknowledges financial support from CNRS (PICS No. 228338) and from the French ‘‘Agence Nationale de la Recherche’’ under Grant No. ANR-18-CE30-0011-01 and A.R. under Grant No. ANR-

21-CE30-0029-01.

During completion of this manuscript, we were made aware of a paper by Kiese *et al* studying the same model with a complementary fermionic method.

-
- [1] S. Yan, D. A. Huse, and S. R. White, *Science* **332**, 1173 (2011).
- [2] Y. Iqbal, F. Becca, and D. Poilblanc, *Physical Review B* **84**, 020407(R) (2011).
- [3] P. Mendels and F. Bert, *Comptes Rendus Physique* **17**, 455 (2016).
- [4] A. M. Läuchli, J. Sudan, and R. Moessner, arXiv (2016), 1611.06990.
- [5] Y.-C. He, M. P. Zaletel, M. Oshikawa, and F. Pollmann, *Physical Review X* **7**, 031020 (2017).
- [6] A. Ralko, F. Mila, and I. Rousochatzakis, *Physical Review B* **97**, 104401 (2018).
- [7] L. Balents, M. P. A. Fisher, and S. M. Girvin, *Phys. Rev. B* **65**, 224412 (2002).
- [8] Y.-C. He, D. N. Sheng, and Y. Chen, *Phys. Rev. Lett.* **112**, 137202 (2014).
- [9] S.-S. Gong, W. Zhu, and D. Sheng, *Sci. Rep.* **4**, 6317 (2014).
- [10] S. Bieri, L. Messio, B. Bernu, and C. Lhuillier, *Physical Review B* **92**, 060407 (2015).
- [11] Y. Iqbal, H. O. Jeschke, J. Reuther, R. Valentí, I. Mazin, M. Greiter, and R. Thomale, *Physical Review B* **92**, 220404 (2015).
- [12] S. E. Palmer and C. J. T., *Phys. Rev. B* **64**, 094412 (2001).
- [13] V. Kalmeyer and R. B. Laughlin, *Phys. Rev. Lett.* **59**, 2095 (1987).
- [14] T. Mizoguchi, L. D. Jaubert, and M. Udagawa, *Physical Review Letters* **119**, 077207 (2017).
- [15] T. Mizoguchi, L. D. Jaubert, R. Moessner, and M. Udagawa, *Physical Review B* **98**, 144446 (2018).
- [16] B. Bernu, L. Pierre, K. Essafi, and L. Messio, *Phys. Rev. B* **101**, 140403 (2020).
- [17] V. Grison, P. Viot, B. Bernu, and L. Messio, *Phys. Rev. B* **102**, 214424 (2020).
- [18] A. Bose, A. Haldar, E. S. Sørensen, and A. Paramekanti, arXiv:2204.10329 [cond-mat] (2022), arXiv: 2204.10329.
- [19] F. L. Buessen and S. Trebst, *Physical Review B* **94**, 235138 (2016).
- [20] T. Lugan, L. Jaubert, and A. Ralko, *Physical Review Research* **1**, 033147 (2019).
- [21] A. Auerbach, *Interacting Electrons and Quantum Magnetism* (Springer-Verlag, Berlin, 1994).
- [22] J. C. Halimeh and M. Punk, *Physical Review B* **94**, 104413 (2016).
- [23] R. Schaffer, Y. Huh, K. Hwang, and Y. B. Kim, *Physical Review B* **95**, 054410 (2017).
- [24] R. Flint and P. Coleman, *Physical Review B* **79**, 014424 (2009).
- [25] S. Toth and B. Lake, *Journal of Physics: Condensed Matter* **27**, 166002 (2015).
- [26] D. C. Cabra, C. A. Lamas, and H. D. Rosales, *Physical Review B* **83**, 094506 (2011).
- [27] H. Zhang and C. A. Lamas, *Physical Review B* **87**, 024415 (2013).
- [28] L. Messio, B. Bernu, and C. Lhuillier, *Physical Review Letters* **108**, 207204 (2012).
- [29] L. Messio, C. Lhuillier, and G. Misguich, *Physical Review B* **87**, 125127 (2013).
- [30] F. Wang, *Physical Review B* **82**, 024419 (2010).
- [31] O. Tchernyshyov, R. Moessner, and S. L. Sondhi, *Europhysics Letters* **73**, 278 (2006).
- [32] S. Sachdev, *Physical Review B* **45**, 12377 (1992).
- [33] H. Ishizuka and Y. Motome, *Phys. Rev. B* **88**, 100402 (2013).
- [34] J. G. Rau and M. J. P. Gingras, *Nature Communications* **7**, 12234 (2016).
- [35] M. Udagawa, L. Jaubert, C. Castelnovo, and R. Moessner, *Physical Review B* **94**, 104416 (2016).